



CITY OF LAKE ELSINORE
INVESTMENT REPORT

CITY OF LAKE ELSINORE
INVESTMENT REPORT OF POOLED CASH AND INVESTMENTS
AS OF MARCH 31, 2025

	BANK BALANCE	DEPOSITS IN TRANSIT	OUTSTANDING PAYMENTS	BOOK BALANCE
CASH ACCOUNTS				
Bank Accounts:				
General Checking Account	\$ 3,547,173	\$ 68,380	\$ (16,235)	\$ 3,599,317
Cash On Hand:				
Cashier Drawers #1 & #2	-	-	-	300
City of Lake Elsinore Petty Cash Fund	-	-	-	2,000
Total Cash Accounts	3,547,173	68,380	(16,235)	3,601,617
INVESTMENTS				
Local Agency Investment Funds	67,351,313	-	-	67,351,313
CAMP Investments:				
CAMP Pool Account	415,720	-	-	415,720
U.S. Treasury Bond / Note	24,319,071	-	-	24,319,071
Municipal Bond / Note	911,023	-	-	911,023
Federal Agency Commercial Mortgage-Backed Security	8,445,192	-	-	8,445,192
Federal Agency Bond / Note	2,266,362	-	-	2,266,362
Corporate Note	11,328,984	-	-	11,328,984
Certificate of Deposit	900,000	-	-	900,000
Bank Note	525,525	-	-	525,525
Asset-Backed Security	5,212,246	-	-	5,212,246
Sub-total Investments	121,675,436	-	-	121,675,436
Market Value Adjustment:				
Unrealized Gain/(Loss) at 03/31/2025	(45,163)	-	-	(45,163)
Total Investments	121,630,273	-	-	121,630,273
Total Pooled Cash and Investments	\$ 125,177,446	\$ 68,380	\$ (16,235)	\$ 125,231,890
TOTAL POOLED CASH AND INVESTMENTS				\$ 125,231,890

I certify that this report accurately reflects all pooled investments and it is in conformity with the investment policy as approved by the City Council on June 11, 2024. A copy of this policy is available in the office of the City Clerk. The pooled investments shown above provide sufficient cash flow liquidity to meet the next six months estimated expenditures.

Jason P. Simpson	April 10, 2025
City Manager	Date

CITY OF LAKE ELSINORE
POOLED CASH AND INVESTMENTS BY FUND
AS OF MARCH 31, 2025

<u>FUND NO</u>	<u>FUND NAME</u>	<u>AMOUNT</u>
100	General	\$ 9,377,120
102	Measure Z	17,567,952
106	Affordable Housing In Lieu	1,777,544
107	Developer Agreement Revenue	591,739
108	American Rescue Plan	2,396,161
109	Road Maintenance and Rehabilitation (SB1)	3,308,023
110	State Gas Tax	1,293,739
111	TUMF C.I.P.	17,017
112	Measure A	1,767,649
114	SB1186 CASP Education Program	78,252
116	City Hall-Public Works DIF	613,894
117	Community Center DIF	601,285
118	Lake Side Facility DIF	847,246
119	Animal Shelter DIF	107,922
121	T.R.I.P.-2014A	534
135	Lighting & Landscape Maintenance - Dist. No. 1	1,824,485
140	Geothermal	12,617
160	PEG Grant	8,811
202	La Strada RBBD	25,732
203	E.L.S.P. - S.T.I.F.	3,628,650
205	Traffic Impact Fee	778,947
211	Storm Drain C.I.P.	2,637,972
231	Library C.I.P.	1,124,420
232	City Fire Protection	1,242,836
300	Insurance Service	1,353,291
305	Information Systems Service	3,059,474
310	Support Service	43,447
315	Fleet Service	1,304,678
320	Facilities Service	2,856,394
331	CFD 2006-1CC Summerly Improvement Area CC	52,703
332	CFD 2006-1 Improvement Area B, Summerly	29,067
333	CFD 2015-3 Terracina	112,811
334	CFD 2015-5 Trieste - Far West Industries	32,329
335	CFD 2003-2E Canyon Hills Improvement Area E	38,982
336	CFD 2006-1FF Summerly Improvement Area FF	38,553
337	CFD 2016-2 Canyon Hills	229,907
338	CFD 2006-1 IA-JJ Summerly Improvement Area	65,945
339	CFD 2006-1 IA-KK Summerly Improvement Area	39,271
340	CFD 2006-1 IA-EE Summerly Improvement Area	54,063
345	CFD 2003-2 Improvement Area D, Canyon Hills	598,639

CITY OF LAKE ELSINORE
POOLED CASH AND INVESTMENTS BY FUND
AS OF MARCH 31, 2025

<u>FUND NO</u>	<u>FUND NAME</u>	<u>AMOUNT</u>
346	CFD 2014-1 Southshore	62,433
347	CFD 2006-1 Improvement Area A, Summerly	60,398
350	CFD 98-1 Summerhill	477,689
351	CFD 2006-1 IA-II Summerly Improvement	77,749
355	RAD 2021-1 Canyon Hills Improvement	387,063
357	CFD 2003-2 Canyon Hills Improvement Area	243,694
361	CFD 2022-2 Lakeshore Improvement	9,636
366	CFD 2005-6 City Center Townhomes	76,176
368	CFD 2006-2 Viscaya	148,184
369	CFD 2004-3 Area 1 Rosetta Canyon Improvement Area	519,989
370	CFD 2006-1 IA-HH Summerly Improvement	41,342
371	CFD 2005-1 Serenity	196,228
372	CFD 2005-2 Alberhill Ranch Improvement Area	500,039
374	CFD 2005-4 Lakeview Villas	1,412
375	CFD 2006-4 Clurman	27,281
377	CFD 2006-6 Tessara	33,356
378	CFD 2006-8 Running Deer Estates	18,309
379	CFD 2022-1 Alberhill	81,726
384	CFD 2003-2 Area B Canyon Hills Improvement Area	588,265
385	CFD 2004-3 Area 2 Rosetta Canyon Improvement Area	508,209
386	CFD 2007-4 Mekenna Court	36,258
387	CFD 2007-5 Red Kite	28,118
388	CFD 2007-6 Holiday Inn Express	2,295
390	CFD 2003-2 Area C Canyon Hills Improvement Area	184,037
392	CFD 95-1 City Center	67,540
394	CFD 2005-5 (2012A) Wasson Canyon	110,842
396	CFD 2018-2 Nichols Ranch Improvement Area	13,153
397	CFD 2018-3 Village at Lakeshore	67,065
500	Capital Improvement Plan	7,054,857
510	Successor To RDA Area I, II, & III	710,175
603	Endowment Trust - Carl Graves	67,224
604	Endowment Trust - Korn Memorial	36,255
605	Public Improvement Trust	2,818,985
606	Mobile Source Air Polution Reduction	191,992
608	Trust Deposit & Pre Paid Expense	1,695,453
617	Successor Agency Housing	39,325,675
620	Cost Recovery System	6,818,809
631	Lake Destratification Equipment Replacement	392,579
655	CFD 2015-1s Law, Fire, Paramedic Services	11,301

CITY OF LAKE ELSINORE
POOLED CASH AND INVESTMENTS BY FUND
AS OF MARCH 31, 2025

<u>FUND NO</u>	<u>FUND NAME</u>	<u>AMOUNT</u>
	Total Pooled Cash & Investments	\$ 125,231,890

CITY OF LAKE ELSINORE
SUMMARY OF POLICY LIMITATIONS
FOR THE MONTH ENDING MARCH 31, 2025

<u>TYPES OF SECURITIES</u>	<u>MAXIMUM PERCENTAGE</u>	<u>DIVERSIFICATION PERCENTAGE</u>	<u>CURRENT BALANCE</u>
CAMP - Pooled Sweep Account	Unlimited	0.34%	\$ 415,720
U.S. Treasury Bond / Note	Unlimited	19.99%	\$ 24,319,071
Supra-National Agency Bond / Note	30%	0.00%	\$ -
Municipal Bond / Note	Unlimited	0.75%	\$ 911,023
Federal Agency Collateralized Mortgage Obligation	40%	6.94%	\$ 8,445,192
Federal Agency Bond / Note	Unlimited	1.86%	⁽¹⁾ \$ 2,266,362
Banker's Acceptance	40.00%	0.00%	\$ -
Corporate Note (Includes Bank Note)	30%	9.74%	\$ 11,854,509
Commercial Paper	25%	0.00%	\$ -
Negotiable Certificates of Deposit	30%	0.74%	\$ 900,000
Asset-Backed Security / Collateralized Mortgage	20%	4.28%	\$ 5,212,246
Repurchase Agreements	Unlimited	0	\$ -
Reverse Repurchase Agreements	10.00%	0.00%	\$ -
LAIF (Local Agency Investment Funds)	\$150 Million	55.35%	⁽²⁾ \$ 67,351,313
Placement Service Deposits (PDS)	30%	0.00%	\$ -
TOTAL		100.00%	\$ 121,675,436

Note:

⁽¹⁾ No more than 40% in any one federal agency. See CAMP Portfolio Statement for listing of agencies.

⁽²⁾ Investment in LAIF may not exceed \$75 million in each agency.



Local Agency Investment Fund



PMIA/LAIF Performance Report as of 04/09/25



Quarterly Performance Quarter Ended 12/31/24

LAIF Apportionment Rate ⁽²⁾ :	4.62
LAIF Earnings Ratio ⁽²⁾ :	0.00012664187216722
LAIF Administrative Cost ^{(1)*} :	0.28
LAIF Fair Value Factor ⁽¹⁾ :	0.999621985
PMIA Daily ⁽¹⁾ :	4.40
PMIA Quarter to Date ⁽¹⁾ :	4.48
PMIA Average Life ⁽¹⁾ :	252

PMIA Average Monthly Effective Yields⁽¹⁾

March	4.313
February	4.333
January	4.366
December	4.434
November	4.477
October	4.518

Pooled Money Investment Account Monthly Portfolio Composition ⁽¹⁾ 2/28/25 \$156.8 billion

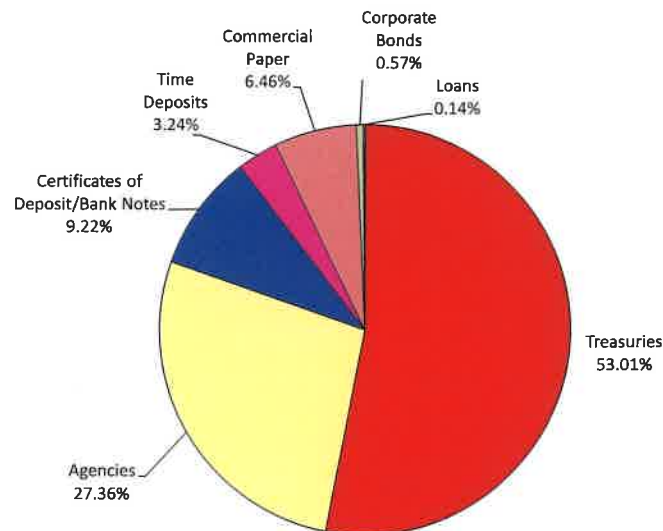


Chart does not include \$1,188,000.00 in mortgages, which equates to 0.001%. Percentages may not total 100% due to rounding.

Daily rates are now available here. [View PMIA Daily Rates](#)

Notes: The apportionment rate includes interest earned on the CalPERS Supplemental Pension Payment pursuant to Government Code 20825 (c)(1) and interest earned on the Wildfire Fund loan pursuant to Public Utility Code 3288 (a).

*The percentage of administrative cost equals the total administrative cost divided by the quarterly interest earnings. The law provides that administrative costs are not to exceed 5% of quarterly EARNINGS of the fund. However, if the 13-week Daily Treasury Bill Rate on the last day of the fiscal year is below 1%, then administrative costs shall not exceed 8% of quarterly EARNINGS of the fund for the subsequent fiscal year.

Source:

⁽¹⁾ State of California, Office of the Treasurer

⁽²⁾ State of California, Office of the Controller

CITY OF LAKE ELSINORE
LOCAL AGENCY INVESTMENT FUND
TRANSACTION SUMMARY
FOR THE MONTH ENDING MARCH 31, 2025

<u>Yield</u>	<u>Purchase Date</u>	<u>Maturity Rate</u>
4.313%	Daily	24-Hour

<u>Investment</u>	<u>Beginning Balance</u>	<u>Net Increase/(Decrease)</u>	<u>Ending Balance</u>
Total Investments Held with Local Agency Investment Fund:	\$ 77,351,313	\$ (10,000,000)	\$ 67,351,313

Note:

Per California State Treasurer, LAIF Statute 16429.1: Separate accounts for each governmental unit shall be maintained.



CAMP

Investment Portfolio



Customer Service
PO Box 11813
Harrisburg, PA 17108-1813

ACCOUNT STATEMENT

For the Month Ending
March 31, 2025

CITY OF LAKE ELSINORE

Contents

Cover/Disclosures
Summary Statement
Individual Accounts

Accounts included in Statement

LAKE ELSINORE - CITY FUNDS

Important Messages

CAMP will be closed on 04/18/2025 for Good Friday.

CITY OF LAKE ELSINORE
JASON SIMPSON
130 S. MAIN STREET
LAKE ELSINORE, CA 92530

Online Access www.camponline.com

Customer Service 1-800-729-7665



Account Statement

For the Month Ending **March 31, 2025**

Important Disclosures

Important Disclosures

This statement is for general information purposes only and is not intended to provide specific advice or recommendations. PFM Asset Management ("PFMAM") is a division of U.S. Bancorp Asset Management, Inc. ("USBAM"), a SEC-registered investment adviser. USBAM is direct subsidiary of U.S. Bank National Association ("U.S. Bank") and an indirect subsidiary of U.S. Bancorp. U.S. Bank is not responsible for and does not guarantee the products, services or performance of PFMAM. PFMAM maintains a written disclosure statement of our background and business experience. If you would like to receive a copy of our current disclosure statement, please contact Service Operations at the address below.

Proxy Voting PFMAM does not normally receive proxies to vote on behalf of its clients. However, it does on occasion receive consent requests. In the event a consent request is received the portfolio manager contacts the client and then proceeds according to their instructions. PFMAM's Proxy Voting Policy is available upon request by contacting Service Operations at the address below.

Questions About an Account PFMAM's monthly statement is intended to detail our investment advisory activity as well as the activity of any accounts held by clients in pools that are managed by PFMAM. The custodian bank maintains the control of assets and executes (i.e., settles) all investment transactions. The custodian statement is the official record of security and cash holdings and transactions. PFMAM recognizes that clients may use these reports to facilitate record keeping and that the custodian bank statement and the PFMAM statement should be reconciled and differences resolved. Many custodians use a settlement date basis which may result in the need to reconcile due to a timing difference.

Account Control PFMAM does not have the authority to withdraw funds from or deposit funds to the custodian outside the scope of services provided by PFMAM. Our clients retain responsibility for their internal accounting policies; implementing and enforcing internal controls and generating ledger entries or otherwise recording transactions.

Market Value Generally, PFMAM's market prices are derived from closing bid prices as of the last business day of the month as supplied by ICE Data Services. There may be differences in the values shown for investments due to accrued but uncollected income and the use of differing valuation sources and methods. Non-negotiable FDIC-insured bank certificates of deposit are priced at par. Although PFMAM believes the prices to be reliable, the values of the securities may not represent the prices at which the securities could have been bought or sold. Explanation of the valuation methods for a registered investment company or local government investment program is contained in the appropriate fund offering documentation or information statement.

Amortized Cost The original cost of the principal of the security is adjusted for the amount of the periodic reduction of any discount or premium from the purchase date until the date of the report. Discount or premium with respect to short term securities (those with less than one year to maturity at time of issuance) is amortized on a straightline basis. Such discount or premium with respect to longer term securities is amortized using the constant yield basis.

Tax Reporting Cost data and realized gains / losses are provided for informational purposes only. Please review for accuracy and consult your tax advisor to determine the tax consequences of your security transactions. PFMAM does not report such information to the IRS or other taxing authorities and is not responsible for the accuracy of such information that may be required to be reported to federal, state or other taxing authorities.

Financial Situation In order to better serve you, PFMAM should be promptly notified of any material change in your investment objective or financial situation.

Callable Securities Securities subject to redemption prior to maturity may be redeemed in whole or in part before maturity, which could affect the yield represented.

Portfolio The securities in this portfolio, including shares of mutual funds, are not guaranteed or otherwise protected by PFMAM, the FDIC (except for certain non-negotiable certificates of deposit) or any government agency. Investment in securities involves risks, including the possible loss of the amount invested. Actual settlement values, accrued interest, and amortized cost amounts may vary for securities subject to an adjustable interest rate or subject to principal paydowns. Any changes to the values shown may be reflected within the next monthly statement's beginning values.

Rating Information provided for ratings is based upon a good faith inquiry of selected sources, but its accuracy and completeness cannot be guaranteed.

Shares of some local government investment programs and TERM funds are distributed by representatives of USBAM's affiliate, U.S. Bancorp Investments, Inc. which is registered with the SEC as a broker/dealer and is a member of the Financial Industry Regulatory Authority ("FINRA") and the Municipal Securities Rulemaking Board ("MSRB"). You may reach the FINRA by calling the FINRA Hotline at 1-800-289-9999 or at the FINRA website address <https://www.finra.org/investors/investor-contacts>. A brochure describing the FINRA Regulation Public Disclosure Program is also available from FINRA upon request.

Key Terms and Definitions

Dividends on local government investment program funds consist of interest earned, plus any discount ratably amortized to the date of maturity, plus all realized gains and losses on the sale of securities prior to maturity, less ratably amortization of any premium and all accrued expenses to the fund. Dividends are accrued daily and may be paid either monthly or quarterly. The monthly earnings on this statement represent the estimated dividend accrued for the month for any program that distributes earnings on a quarterly basis. There is no guarantee that the estimated amount will be paid on the actual distribution date.

Current Yield is the net change, exclusive of capital changes and income other than investment income, in the value of a hypothetical fund account with a balance of one share over the seven-day base period including the statement date, expressed as a percentage of the value of one share (normally \$1.00 per share) at the beginning of the seven-day period. This resulting net change in account value is then annualized by multiplying it by

365 and dividing the result by 7. The yields quoted should not be considered a representation of the yield of the fund in the future, since the yield is not fixed. **Average maturity** represents the average maturity of all securities and investments of a portfolio, determined by multiplying the par or principal value of each security or investment by its maturity (days or years), summing the products, and dividing the sum by the total principal value of the portfolio. The stated maturity date of mortgage backed or callable securities are used in this statement. However the actual maturity of these securities could vary depending on the level or prepayments on the underlying mortgages or whether a callable security has or is still able to be called.

Monthly distribution yield represents the net change in the value of one share (normally \$1.00 per share) resulting from all dividends declared during the month by a fund expressed as a percentage of the value of one share at the beginning of the month. This resulting net change is then annualized by multiplying it by 365 and dividing it by the number of calendar days in the month.

YTM at Cost The yield to maturity at cost is the expected rate of return, based on the original cost, the annual interest receipts, maturity value and the time period from purchase date to maturity, stated as a percentage, on an annualized basis.

YTM at Market The yield to maturity at market is the rate of return, based on the current market value, the annual interest receipts, maturity value and the time period remaining until maturity, stated as a percentage, on an annualized basis.

Managed Account A portfolio of investments managed discretely by PFMAM according to the client's specific investment policy and requirements. The investments are directly owned by the client and held by the client's custodian.

Unsettled Trade A trade which has been executed however the final consummation of the security transaction and payment has not yet taken place.

Please review the detail pages of this statement carefully. If you think your statement is wrong, missing account information, or if you need more information about a transaction, please contact PFMAM within 60 days of receipt. If you have other concerns or questions regarding your account, or to request an updated copy of PFMAM's current disclosure statement, please contact a member of your client management team at PFMAM Service Operations at the address below.

PFM Asset Management
Attn: Service Operations
213 Market Street
Harrisburg, PA 17101

NOT FDIC INSURED

NO BANK GUARANTEE

MAY LOSE VALUE



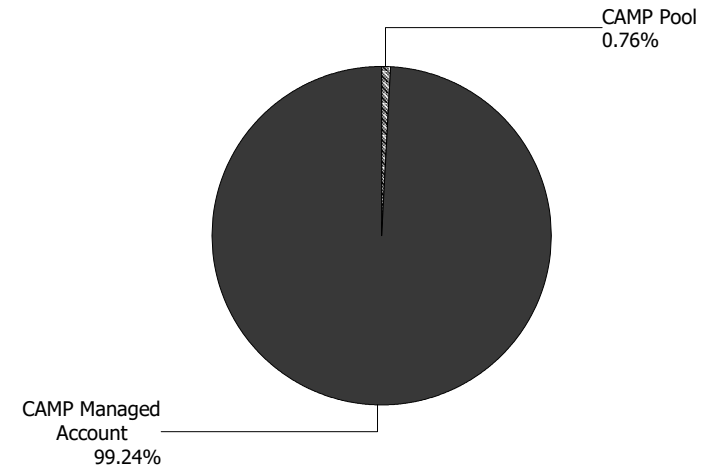
Account Statement - Transaction Summary

For the Month Ending **March 31, 2025**

CITY OF LAKE ELSINORE - LAKE ELSINORE - CITY FUNDS

CAMP Pool	
Opening Market Value	442,285.89
Purchases	3,087,801.95
Redemptions	(3,114,368.16)
Unsettled Trades	0.00
Change in Value	0.00
Closing Market Value	\$415,719.68
Cash Dividends and Income	2,003.76
CAMP Managed Account	
Opening Market Value	54,163,480.01
Purchases	3,094,975.15
Redemptions	(2,943,722.83)
Unsettled Trades	0.00
Change in Value	101,806.82
Closing Market Value	\$54,416,539.15
Cash Dividends and Income	174,802.74

Asset Summary		
	March 31, 2025	February 28, 2025
CAMP Pool	415,719.68	442,285.89
CAMP Managed Account	54,416,539.15	54,163,480.01
Total	\$54,832,258.83	\$54,605,765.90
Asset Allocation		





Managed Account Summary Statement

For the Month Ending **March 31, 2025**

CITY OF LAKE ELSINORE - LAKE ELSINORE - CITY FUNDS

Transaction Summary - Money Market		Transaction Summary - Managed Account		Account Total	
Opening Market Value	\$442,285.89	Opening Market Value	\$54,163,480.01	Opening Market Value	\$54,605,765.90
Purchases	3,087,801.95	Maturities/Calls	(807,574.39)		
Redemptions	(3,114,368.16)	Principal Dispositions	(2,136,148.44)		
		Principal Acquisitions	3,094,975.15		
		Unsettled Trades	0.00		
		Change in Current Value	101,806.82		
Closing Market Value	\$415,719.68	Closing Market Value	\$54,416,539.15	Closing Market Value	\$54,832,258.83
Dividend	2,003.76				
Earnings Reconciliation (Cash Basis) - Managed Account		Cash Balance		Closing Cash Balance	
Interest/Dividends/Coupons Received			142,075.36		\$0.00
Less Purchased Interest Related to Interest/Coupons			(15,464.43)		
Plus Net Realized Gains/Losses			48,191.81		
Total Cash Basis Earnings			\$174,802.74		
Earnings Reconciliation (Accrual Basis)	Managed Account	Total	Cash Transactions Summary- Managed Account		
Ending Amortized Value of Securities	54,154,387.70	54,570,107.38	Maturities/Calls		735,000.00
Ending Accrued Interest	307,199.78	307,199.78	Sale Proceeds		2,141,830.76
Plus Proceeds from Sales	2,141,830.76	5,256,198.92	Coupon/Interest/Dividend Income		136,393.04
Plus Proceeds of Maturities/Calls/Principal Payments	807,574.39	807,574.39	Principal Payments		72,574.39
Plus Coupons/Dividends Received	136,393.04	136,393.04	Security Purchases		(3,110,439.58)
Less Cost of New Purchases	(3,110,439.58)	(6,198,241.53)	Net Cash Contribution		24,641.39
Less Beginning Amortized Value of Securities	(53,974,679.60)	(54,416,965.49)	Reconciling Transactions		0.00
Less Beginning Accrued Interest	(277,239.55)	(277,239.55)			
Dividends	0.00	2,003.76			
Total Accrual Basis Earnings	\$185,026.94	\$187,030.70			



Portfolio Summary and Statistics

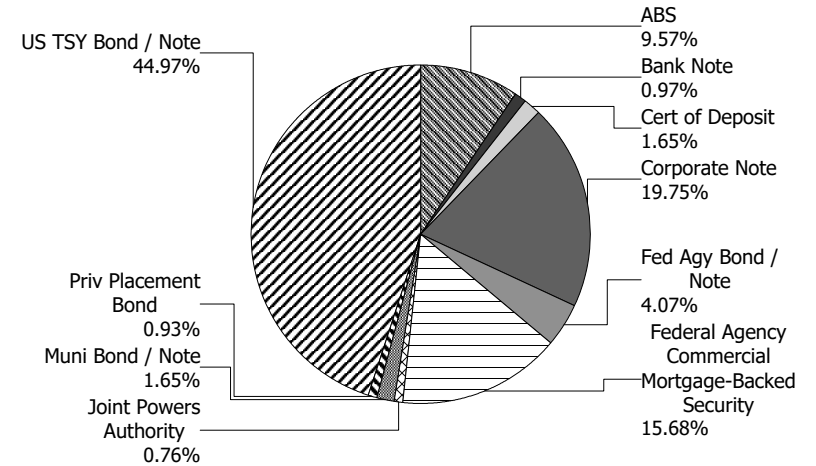
For the Month Ending **March 31, 2025**

CITY OF LAKE ELSINORE - LAKE ELSINORE - CITY FUNDS

Account Summary

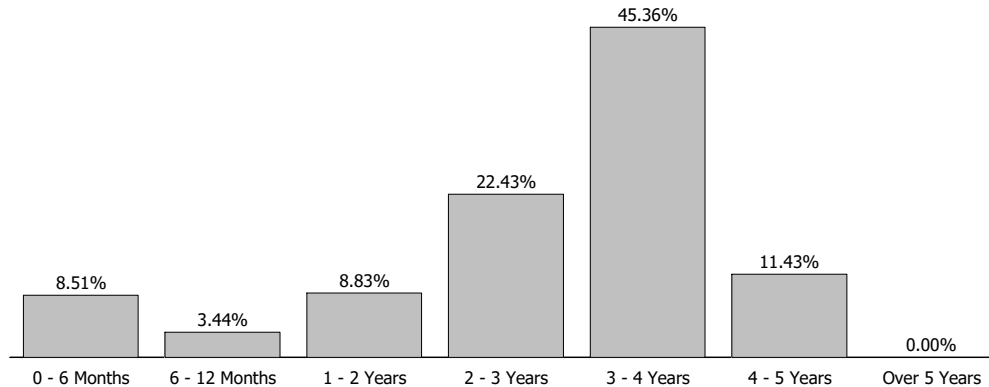
Description	Par Value	Market Value	Percent
U.S. Treasury Bond / Note	25,450,000.00	24,660,732.67	44.98
Municipal Bond / Note	910,000.00	905,403.75	1.65
Federal Agency Commercial Mortgage-Backed Security	8,579,808.90	8,599,542.61	15.68
Federal Agency Bond / Note	2,275,000.00	2,234,296.58	4.07
Corporate Note	11,400,000.00	11,335,241.49	20.67
Certificate of Deposit	900,000.00	906,841.80	1.65
Bank Note	525,000.00	529,323.90	0.97
Asset-Backed Security	5,212,966.75	5,245,156.35	9.57
Managed Account Sub-Total	55,252,775.65	54,416,539.15	99.24%
Accrued Interest		307,199.78	
Total Portfolio	55,252,775.65	54,723,738.93	
CAMP Pool	415,719.68	415,719.68	0.76
Total Investments	55,668,495.33	55,139,458.61	100.00%

Sector Allocation



Unsettled Trades 0.00 0.00

Maturity Distribution



Characteristics

Yield to Maturity at Cost	4.09%
Yield to Maturity at Market	4.17%
Weighted Average Days to Maturity	1051



Managed Account Issuer Summary

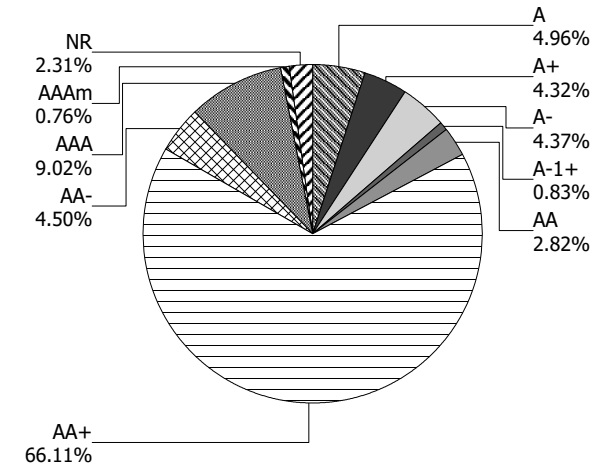
For the Month Ending **March 31, 2025**

CITY OF LAKE ELSINORE - LAKE ELSINORE - CITY FUNDS

Issuer Summary

Issuer	Market Value of Holdings	Percent
Abbott Laboratories	224,455.05	0.41
Adobe Inc	380,719.12	0.69
Air Products and Chemicals Inc	342,494.24	0.62
Amazon.com Inc	472,059.75	0.86
American Express Co	1,399,827.77	2.55
Apple Inc	753,204.68	1.37
BA Credit Card Trust	352,730.12	0.64
Bank of America Corp	224,477.55	0.41
Bank of New York Mellon Corp	456,903.45	0.83
Bayerische Motoren Werke AG	167,505.27	0.31
Berkshire Hathaway Inc	459,126.93	0.84
BlackRock Inc	786,104.98	1.43
Bristol-Myers Squibb Co	371,319.00	0.68
California State University	83,356.61	0.15
CAMP Pool	415,719.68	0.76
Capital One Financial Corp	735,650.23	1.34
CarMax Inc	97,944.09	0.18
Caterpillar Inc	215,424.45	0.39
Charles Schwab Corp	293,804.40	0.54
Cintas Corp	64,924.54	0.12
Cisco Systems Inc	427,077.00	0.78
Citigroup Inc	780,699.00	1.42
Deere & Co	382,278.38	0.70
Discover Card Execution Note Trust	672,169.29	1.23
Federal Home Loan Banks	147,492.90	0.27
Federal Home Loan Mortgage Corp	9,184,558.77	16.75
Federal National Mortgage Association	1,501,787.52	2.74
Fifth Third Auto Trust	353,071.60	0.64
Ford Credit Auto Owner Trust	111,194.47	0.20
General Dynamics Corp	224,642.70	0.41
GM Financial Consumer Automobile Receiv	166,767.96	0.30
Harley-Davidson Inc	130,462.23	0.24

Credit Quality (S&P Ratings)





Managed Account Issuer Summary

For the Month Ending **March 31, 2025**

CITY OF LAKE ELSINORE - LAKE ELSINORE - CITY FUNDS

Issuer	Market Value of Holdings	Percent
Home Depot Inc	404,187.46	0.74
Honda Auto Receivables Owner Trust	413,725.09	0.75
Honda Motor Co Ltd	394,033.20	0.72
International Business Machines Corp	224,519.40	0.41
JPMorgan Chase & Co	409,530.74	0.75
Lockheed Martin Corp	60,236.04	0.11
Mars Inc	115,523.48	0.21
Microsoft Corp	740,109.00	1.35
Morgan Stanley	529,323.90	0.97
National Australia Bank Ltd	745,304.25	1.36
National Rural Utilities Cooperative Fi	390,535.65	0.71
Nissan Auto Receivables Owner Trust	83,551.39	0.15
Nordea Bank Abp	453,394.80	0.83
San Juan Unified School District	128,419.07	0.23
State Board of Administration Finance C	307,449.94	0.56
State of California	202,731.20	0.37
State of Minnesota	98,812.00	0.18
Target Corp	38,489.04	0.07
Texas Instruments Inc	85,835.13	0.16
Toronto-Dominion Bank	453,447.00	0.83
Toyota Auto Receivables Owner Trust	193,247.28	0.35
Toyota Motor Corp	377,412.75	0.69
United Services Automobile Association	224,765.10	0.41
United States Treasury	24,660,732.67	44.98
UnitedHealth Group Inc	217,224.90	0.40
University of California Board of Regen	84,634.93	0.15
Verizon Master Trust	415,129.69	0.76
Total	\$54,832,258.83	100.00%



Managed Account Detail of Securities Held

For the Month Ending **March 31, 2025**

CITY OF LAKE ELSINORE - LAKE ELSINORE - CITY FUNDS

Security Type/Description Dated Date/Coupon/Maturity	CUSIP	Par	S&P Rating	Moody's Rating	Trade Date	Settle Date	Original Cost	YTM at Cost	Accrued Interest	Amortized Cost	Market Value
U.S. Treasury Bond / Note											
US TREASURY N/B DTD 06/30/2020 0.250% 06/30/2025	912828ZW3	50,000.00	AA+	Aaa	04/01/21	04/05/21	49,031.25	0.71	31.42	49,943.64	49,501.30
US TREASURY N/B DTD 11/15/2016 2.000% 11/15/2026	912828U24	625,000.00	AA+	Aaa	01/13/23	01/17/23	587,011.72	3.72	4,730.66	608,886.23	605,859.38
US TREASURY N/B DTD 05/02/2022 2.750% 04/30/2027	91282CEN7	200,000.00	AA+	Aaa	01/31/23	02/03/23	192,570.31	3.70	2,309.39	196,354.79	195,343.80
US TREASURY N/B DTD 11/30/2022 3.875% 11/30/2027	91282CFZ9	1,175,000.00	AA+	Aaa	01/02/24	01/05/24	1,170,501.95	3.98	15,260.47	1,171,928.70	1,173,760.37
US TREASURY N/B DTD 11/30/2022 3.875% 11/30/2027	91282CFZ9	1,200,000.00	AA+	Aaa	12/01/23	12/05/23	1,184,109.38	4.24	15,585.16	1,189,380.79	1,198,734.00
US TREASURY N/B DTD 02/28/2023 4.000% 02/29/2028	91282CGP0	400,000.00	AA+	Aaa	04/03/24	04/05/24	393,640.63	4.45	1,391.30	395,251.67	400,906.40
US TREASURY N/B DTD 02/28/2023 4.000% 02/29/2028	91282CGP0	600,000.00	AA+	Aaa	02/02/24	02/06/24	602,507.81	3.89	2,086.96	601,798.05	601,359.60
US TREASURY N/B DTD 02/28/2023 4.000% 02/29/2028	91282CGP0	1,350,000.00	AA+	Aaa	03/01/24	03/06/24	1,335,287.11	4.30	4,695.65	1,339,240.88	1,353,059.10
US TREASURY N/B DTD 02/28/2023 4.000% 02/29/2028	91282CGP0	2,450,000.00	AA+	Aaa	05/01/24	05/06/24	2,383,390.63	4.79	8,521.74	2,398,110.69	2,455,551.70
US TREASURY N/B DTD 06/30/2021 1.250% 06/30/2028	91282CCH2	225,000.00	AA+	Aaa	07/01/24	07/03/24	198,641.60	4.49	707.01	203,210.38	206,806.73
US TREASURY N/B DTD 06/30/2021 1.250% 06/30/2028	91282CCH2	1,275,000.00	AA+	Aaa	09/04/24	09/06/24	1,169,364.26	3.59	4,006.39	1,184,165.78	1,171,904.78
US TREASURY N/B DTD 06/30/2021 1.250% 06/30/2028	91282CCH2	1,300,000.00	AA+	Aaa	08/01/24	08/05/24	1,173,960.94	3.96	4,084.94	1,193,770.43	1,194,883.30
US TREASURY N/B DTD 06/30/2021 1.250% 06/30/2028	91282CCH2	2,400,000.00	AA+	Aaa	10/01/24	10/07/24	2,211,468.75	3.51	7,541.44	2,234,494.02	2,205,938.40
US TREASURY N/B DTD 06/30/2021 1.250% 06/30/2028	91282CCH2	2,900,000.00	AA+	Aaa	06/06/24	06/11/24	2,565,253.91	4.39	9,112.57	2,627,115.90	2,665,508.90



Managed Account Detail of Securities Held

For the Month Ending **March 31, 2025**

CITY OF LAKE ELSINORE - LAKE ELSINORE - CITY FUNDS

Security Type/Description Dated Date/Coupon/Maturity	CUSIP	Par	S&P Rating	Moody's Rating	Trade Date	Settle Date	Original Cost	YTM at Cost	Accrued Interest	Amortized Cost	Market Value
U.S. Treasury Bond / Note											
US TREASURY N/B DTD 01/02/2024 3.750% 12/31/2028	91282CJR3	1,200,000.00	AA+	Aaa	10/31/24	11/05/24	1,182,093.75	4.14	11,312.15	1,183,708.03	1,191,843.60
US TREASURY N/B DTD 01/02/2024 3.750% 12/31/2028	91282CJR3	1,375,000.00	AA+	Aaa	01/02/25	01/07/25	1,344,653.32	4.36	12,961.84	1,346,294.71	1,365,654.13
US TREASURY N/B DTD 01/02/2024 3.750% 12/31/2028	91282CJR3	1,475,000.00	AA+	Aaa	02/03/25	02/06/25	1,444,693.36	4.33	13,904.52	1,445,768.70	1,464,974.43
US TREASURY N/B DTD 01/02/2024 3.750% 12/31/2028	91282CJR3	2,600,000.00	AA+	Aaa	12/03/24	12/06/24	2,565,773.44	4.10	24,509.67	2,568,268.09	2,582,327.80
US TREASURY N/B DTD 06/30/2022 3.250% 06/30/2029	91282CEV9	2,650,000.00	AA+	Aaa	03/03/25	03/06/25	2,565,117.19	4.06	21,650.21	2,566,413.94	2,576,814.95
Security Type Sub-Total		25,450,000.00					24,319,071.31	4.14	164,403.49	24,504,105.42	24,660,732.67
Municipal Bond / Note											
UNIV OF CALIFORNIA-BG (CALLABLE) DTD 07/16/2020 0.883% 05/15/2025	91412HGE7	85,000.00	AA	Aa2	07/10/20	07/16/20	85,000.00	0.88	283.54	85,000.00	84,634.93
FLORIDA ST BRD OF ADM DTD 09/16/2020 1.258% 07/01/2025	341271AD6	65,000.00	AA	Aa2	09/03/20	09/16/20	65,459.55	1.11	204.43	65,023.98	64,465.31
FLORIDA ST BRD OF ADM DTD 09/16/2020 1.258% 07/01/2025	341271AD6	85,000.00	AA	Aa2	09/03/20	09/16/20	85,563.55	1.12	267.33	85,029.40	84,300.79
FLORIDA ST BRD OF ADM DTD 09/16/2020 1.258% 07/01/2025	341271AD6	160,000.00	AA	Aa2	09/03/20	09/16/20	160,000.00	1.26	503.20	160,000.00	158,683.84
MINNESOTA ST-F-UNREF DTD 08/25/2020 0.630% 08/01/2025	60412AK85	100,000.00	AAA	Aaa	05/07/24	05/07/24	100,000.00	0.63	105.00	100,000.00	98,812.00
SAN JUAN CA UNIF SCH DTD 10/29/2020 0.852% 08/01/2025	798306WP7	130,000.00	NR	Aa2	10/16/20	10/29/20	130,000.00	0.85	184.60	130,000.00	128,419.07
CALIFORNIA ST UNIV-B DTD 07/29/2021 0.862% 11/01/2025	13077DOD7	85,000.00	AA-	Aa2	07/09/21	07/29/21	85,000.00	0.86	305.29	85,000.00	83,356.61
CA ST DTD 03/15/2023 4.846% 03/01/2027	13063D3N6	200,000.00	AA-	Aa2	03/09/23	03/15/23	200,000.00	4.85	807.67	200,000.00	202,731.20



Managed Account Detail of Securities Held

For the Month Ending **March 31, 2025**

CITY OF LAKE ELSINORE - LAKE ELSINORE - CITY FUNDS

Security Type/Description Dated Date/Coupon/Maturity	CUSIP	Par	S&P Rating	Moody's Rating	Trade Date	Settle Date	Original Cost	YTM at Cost	Accrued Interest	Amortized Cost	Market Value
Municipal Bond / Note											
Security Type Sub-Total		910,000.00					911,023.10	1.84	2,661.06	910,053.38	905,403.75
Federal Agency Commercial Mortgage-Backed Security											
FHMS K054 A2 DTD 04/01/2016 2.745% 01/01/2026	3137BNGT5	258,903.32	AA+	Aaa	04/11/23	04/14/23	248,183.10	4.32	592.24	255,754.72	255,383.27
FHMS K058 A2 DTD 11/01/2016 2.653% 08/01/2026	3137BSP72	550,000.00	AA+	Aaa	04/06/23	04/12/23	526,839.84	3.98	1,215.96	540,376.98	537,563.95
FHMS K061 A2 DTD 01/01/2017 3.347% 11/01/2026	3137BTUM1	368,168.65	AA+	Aaa	05/19/23	05/24/23	356,835.97	4.29	1,026.88	362,830.34	361,793.81
FHMS K064 A2 DTD 05/01/2017 3.224% 03/01/2027	3137BXQY1	550,000.00	AA+	Aaa	08/16/23	08/18/23	518,804.69	4.94	1,477.67	532,826.95	539,494.45
FHMS K065 A2 DTD 07/01/2017 3.243% 04/01/2027	3137F1G44	550,000.00	AA+	Aaa	06/08/23	06/13/23	527,033.20	4.42	1,486.38	537,724.64	539,105.60
FHMS KJ48 A1 DTD 12/01/2023 4.858% 05/01/2028	3137HBC69	388,091.65	AA+	Aaa	12/06/23	12/14/23	388,088.54	4.86	1,571.12	388,090.52	392,168.56
FHMS KJ46 A1 DTD 07/01/2023 4.777% 06/01/2028	3137HAD45	434,282.37	AA+	Aaa	07/19/23	07/27/23	434,271.55	4.78	1,728.81	434,275.24	436,918.90
FHMS K505 A2 DTD 07/01/2023 4.819% 06/01/2028	3137HACX2	550,000.00	AA+	Aaa	07/13/23	07/20/23	555,493.40	4.59	2,208.71	553,602.43	557,415.10
FNA 2023-M6 A2 DTD 07/01/2023 4.182% 07/01/2028	3136BQDE6	525,362.91	AA+	Aaa	07/18/23	07/31/23	516,456.37	4.58	1,830.70	519,435.14	521,934.92
FHMS K508 A2 DTD 10/01/2023 4.740% 08/01/2028	3137HAO74	500,000.00	AA+	Aaa	10/11/23	10/19/23	489,032.00	5.25	1,975.00	492,013.79	505,921.50
FHMS K506 A2 DTD 09/01/2023 4.650% 08/01/2028	3137HAMH6	800,000.00	AA+	Aaa	09/07/23	09/14/23	788,165.60	4.99	3,100.00	791,546.79	807,239.20
FHMS K509 A2 DTD 10/01/2023 4.850% 09/01/2028	3137HAST4	375,000.00	AA+	Aaa	10/25/23	10/31/23	363,043.88	5.60	1,515.63	366,026.88	380,710.13



Managed Account Detail of Securities Held

For the Month Ending **March 31, 2025**

CITY OF LAKE ELSINORE - LAKE ELSINORE - CITY FUNDS

Security Type/Description Dated Date/Coupon/Maturity	CUSIP	Par	S&P Rating	Moody's Rating	Trade Date	Settle Date	Original Cost	YTM at Cost	Accrued Interest	Amortized Cost	Market Value
Federal Agency Commercial Mortgage-Backed Security											
FHMS K507 A2 DTD 09/01/2023 4.800% 09/01/2028	3137HAMS2	500,000.00	AA+	Aaa	09/20/23	09/28/23	494,023.50	5.07	2,000.00	495,602.37	506,900.00
FHMS K510 A2 DTD 11/01/2023 5.069% 10/01/2028	3137HB3D4	180,000.00	AA+	Aaa	11/14/23	11/21/23	179,479.62	5.14	760.35	179,610.16	183,947.94
FHMS K511 A2 DTD 12/01/2023 4.860% 10/01/2028	3137HB3G7	275,000.00	AA+	Aaa	11/28/23	12/07/23	274,209.93	4.93	1,113.75	274,404.01	279,266.90
FHMS K514 A2 DTD 02/01/2024 4.572% 12/01/2028	3137HBLV4	290,000.00	AA+	Aaa	02/01/24	02/08/24	292,899.71	4.34	1,104.90	292,275.22	291,889.64
FHMS K524 A2 DTD 07/01/2024 4.720% 05/01/2029	3137HDV56	440,000.00	AA+	Aaa	07/16/24	07/25/24	442,702.04	4.58	1,730.67	442,394.42	445,503.52
FHMS K522 A2 DTD 06/01/2024 4.803% 05/01/2029	3137HDJJ0	550,000.00	AA+	Aaa	06/05/24	06/13/24	549,998.35	4.80	2,201.38	550,000.00	558,372.65
FHMS K526 A2 DTD 08/01/2024 4.543% 07/01/2029	3137HDXL9	495,000.00	AA+	Aaa	08/07/24	08/15/24	499,630.23	4.33	1,873.99	499,098.19	498,012.57
Security Type Sub-Total		8,579,808.90					8,445,191.52	4.73	30,514.14	8,507,888.79	8,599,542.61
Federal Agency Bond / Note											
FREDDIE MAC DTD 07/23/2020 0.375% 07/21/2025	3137EAEU9	425,000.00	AA+	Aaa	07/21/20	07/23/20	422,883.50	0.48	309.90	424,870.51	419,979.48
FANNIE MAE DTD 08/27/2020 0.375% 08/25/2025	3135G05X7	350,000.00	AA+	Aaa	08/25/20	08/27/20	348,362.00	0.47	131.25	349,868.81	344,617.35
FEDERAL HOME LOAN BANK DTD 09/11/2020 0.375% 09/04/2025	3130AK5E2	150,000.00	AA+	Aaa	09/10/20	09/11/20	149,550.00	0.44	42.19	149,961.60	147,492.90
FREDDIE MAC DTD 09/25/2020 0.375% 09/23/2025	3137EAEX3	700,000.00	AA+	Aaa	09/23/20	09/25/20	697,893.00	0.44	58.33	699,798.44	686,971.60
FANNIE MAE DTD 11/12/2020 0.500% 11/07/2025	3135G06G3	650,000.00	AA+	Aaa	11/09/20	11/12/20	647,673.00	0.57	1,300.00	649,719.98	635,235.25
Security Type Sub-Total		2,275,000.00					2,266,361.50	0.49	1,841.67	2,274,219.34	2,234,296.58



Managed Account Detail of Securities Held

For the Month Ending **March 31, 2025**

CITY OF LAKE ELSINORE - LAKE ELSINORE - CITY FUNDS

Security Type/Description Dated Date/Coupon/Maturity	CUSIP	Par	S&P Rating	Moody's Rating	Trade Date	Settle Date	Original Cost	YTM at Cost	Accrued Interest	Amortized Cost	Market Value
Corporate Note											
HOME DEPOT INC (CALLABLE) DTD 03/28/2022 2.700% 04/15/2025	437076CM2	25,000.00	A	A2	03/24/22	03/28/22	24,956.25	2.76	311.25	24,999.44	24,981.08
CINTAS CORPORATION NO. 2 (CALLABLE) DTD 05/03/2022 3.450% 05/01/2025	17252MAP5	65,000.00	A-	A3	04/26/22	05/03/22	64,985.70	3.46	934.38	64,999.60	64,924.54
USAA CAPITAL CORP DTD 05/26/2022 3.375% 05/01/2025	90327QD89	225,000.00	AA	Aa1	05/23/22	05/26/22	224,264.25	3.49	3,164.06	224,979.08	224,765.10
GENERAL DYNAMICS CORP (CALLABLE) DTD 05/11/2018 3.500% 05/15/2025	369550BG2	225,000.00	A	A2	10/16/20	10/20/20	252,247.50	0.80	2,975.00	225,000.00	224,642.70
AMAZON.COM INC (CALLABLE) DTD 06/03/2020 0.800% 06/03/2025	023135BQ8	475,000.00	AA	A1	06/03/20	06/05/20	474,767.25	0.81	1,245.56	474,991.97	472,059.75
NATIONAL AUSTRALIA BK/NY DTD 06/09/2022 3.500% 06/09/2025	63254ABD9	250,000.00	AA-	Aa2	05/31/22	06/09/22	250,000.00	3.50	2,722.22	250,000.00	249,434.25
NATIONAL RURAL UTIL COOP DTD 05/04/2022 3.450% 06/15/2025	63743HFE7	50,000.00	A-	A2	04/27/22	05/04/22	49,986.50	3.92	507.92	49,999.11	49,867.35
IBM CORP DTD 07/27/2022 4.000% 07/27/2025	459200KS9	225,000.00	A-	A3	07/20/22	07/27/22	225,000.00	4.00	1,600.00	225,000.00	224,519.40
BANK OF AMERICA CORP DTD 07/30/2015 3.875% 08/01/2025	06051GFS3	225,000.00	A-	A1	08/18/20	08/20/20	256,918.50	0.93	1,453.13	227,150.60	224,477.55
ABBOTT LABORATORIES (CALLABLE) DTD 03/22/2017 3.875% 09/15/2025	002824BM1	225,000.00	AA-	Aa3	09/24/20	09/28/20	257,845.50	0.86	387.50	226,432.27	224,455.05
UNITEDHEALTH GROUP INC (CALLABLE) DTD 05/19/2021 1.150% 05/15/2026	91324PEC2	225,000.00	A+	A2	05/17/21	05/19/21	224,608.50	1.19	977.50	224,911.93	217,224.90
BMW US CAPITAL LLC (CALLABLE) DTD 08/12/2021 1.250% 08/12/2026	05565EBW4	175,000.00	A	A2	08/12/21	08/16/21	174,947.50	1.26	297.74	174,985.65	167,505.27
CATERPILLAR FINL SERVICE DTD 01/10/2022 1.700% 01/08/2027	14913R2U0	225,000.00	A	A2	01/11/22	01/13/22	223,863.75	1.81	881.88	224,596.77	215,424.45
TARGET CORP (CALLABLE) DTD 01/24/2022 1.950% 01/15/2027	87612EBM7	40,000.00	A	A2	01/19/22	01/24/22	39,932.00	1.99	164.67	39,975.55	38,489.04



Managed Account Detail of Securities Held

For the Month Ending **March 31, 2025**

CITY OF LAKE ELSINORE - LAKE ELSINORE - CITY FUNDS

Security Type/Description Dated Date/Coupon/Maturity	CUSIP	Par	S&P Rating	Moody's Rating	Trade Date	Settle Date	Original Cost	YTM at Cost	Accrued Interest	Amortized Cost	Market Value
Corporate Note											
BANK OF NY MELLON CORP (CALLABLE) DTD 01/26/2022 2.050% 01/26/2027	06406RBA4	475,000.00	A	Aa3	01/26/22	01/28/22	473,945.50	2.10	1,758.16	474,615.85	456,903.45
MICROSOFT CORP (CALLABLE) DTD 02/06/2017 3.300% 02/06/2027	594918BY9	750,000.00	AAA	Aaa	03/14/23	03/17/23	721,942.50	4.36	3,781.25	736,663.16	740,109.00
AMERICAN EXPRESS CO (CALLABLE) DTD 03/04/2022 2.550% 03/04/2027	025816CS6	300,000.00	A-	A2	01/13/23	01/18/23	277,203.00	4.59	573.75	289,368.56	289,845.60
BERKSHIRE HATHAWAY FIN (CALLABLE) DTD 03/15/2022 2.300% 03/15/2027	084664CZ2	475,000.00	AA	Aa2	03/15/22	03/17/22	466,089.00	2.70	485.56	471,510.93	459,126.93
CHARLES SCHWAB CORP (CALLABLE) DTD 09/24/2021 3.300% 04/01/2027	808513BW4	300,000.00	A-	A2	02/17/23	02/22/23	284,925.00	4.66	4,950.00	292,661.26	293,804.40
NATIONAL AUSTRALIA BK/NY DTD 06/09/2022 3.905% 06/09/2027	63254ABE7	500,000.00	AA-	Aa2	01/13/23	01/18/23	488,325.00	4.50	6,074.44	494,180.96	495,870.00
APPLE INC (CALLABLE) DTD 09/12/2017 2.900% 09/12/2027	037833DB3	775,000.00	AA+	Aaa	01/19/23	01/23/23	741,062.75	3.94	1,186.18	757,085.85	753,204.68
TOYOTA MOTOR CREDIT CORP DTD 01/12/2023 4.625% 01/12/2028	89236TKO7	375,000.00	A+	A1	02/08/23	02/10/23	376,282.50	4.55	3,805.99	375,724.48	377,412.75
NATIONAL RURAL UTIL COOP (CALLABLE) DTD 02/07/2018 3.400% 02/07/2028	637432NP6	350,000.00	A-	A1	02/17/23	02/22/23	329,189.00	4.76	1,785.00	338,038.05	340,668.30
TEXAS INSTRUMENTS INC (CALLABLE) DTD 11/18/2022 4.600% 02/15/2028	882508BV5	85,000.00	A+	Aa3	05/11/23	05/18/23	87,043.40	4.04	499.61	86,223.36	85,835.13
BRISTOL-MYERS SQUIBB CO (CALLABLE) DTD 07/15/2020 3.900% 02/20/2028	110122DE5	375,000.00	A	A2	03/09/23	03/13/23	358,263.75	4.93	1,665.63	365,214.43	371,319.00
LOCKHEED MARTIN CORP (CALLABLE) DTD 05/25/2023 4.450% 05/15/2028	539830BZ1	60,000.00	A-	A2	05/23/23	05/25/23	59,892.00	4.49	1,008.67	59,932.18	60,236.04
JOHN DEERE CAPITAL CORP DTD 07/14/2023 4.950% 07/14/2028	24422EXB0	375,000.00	A	A1	07/21/23	07/25/23	377,865.00	4.78	3,970.31	376,894.52	382,278.38
CITIBANK NA (CALLABLE) DTD 09/29/2023 5.803% 09/29/2028	17325FBB3	750,000.00	A+	Aa3	10/02/23	10/04/23	746,280.00	5.92	241.79	747,282.63	780,699.00



Managed Account Detail of Securities Held

For the Month Ending **March 31, 2025**

CITY OF LAKE ELSINORE - LAKE ELSINORE - CITY FUNDS

Security Type/Description Dated Date/Coupon/Maturity	CUSIP	Par	S&P Rating	Moody's Rating	Trade Date	Settle Date	Original Cost	YTM at Cost	Accrued Interest	Amortized Cost	Market Value
Corporate Note											
AIR PRODUCTS & CHEMICALS (CALLABLE) DTD 02/08/2024 4.600% 02/08/2029	009158BH8	340,000.00	A	A2	02/06/24	02/08/24	339,547.80	4.63	2,302.56	339,642.74	342,494.24
CISCO SYSTEMS INC (CALLABLE) DTD 02/26/2024 4.850% 02/26/2029	17275RBR2	420,000.00	AA-	A1	02/21/24	02/26/24	419,853.00	4.86	1,980.42	419,883.35	427,077.00
BLACKROCK FUNDING INC (CALLABLE) DTD 03/14/2024 4.700% 03/14/2029	09290DAA9	50,000.00	AA-	Aa3	03/05/24	03/14/24	49,909.50	4.74	110.97	49,926.90	50,716.45
BLACKROCK FUNDING INC (CALLABLE) DTD 03/14/2024 4.700% 03/14/2029	09290DAA9	725,000.00	AA-	Aa3	03/06/24	03/14/24	725,355.25	4.69	1,609.10	725,289.86	735,388.53
ADOBE INC (CALLABLE) DTD 04/04/2024 4.800% 04/04/2029	00724PAF6	170,000.00	A+	A1	04/02/24	04/04/24	169,775.60	4.83	4,012.00	169,816.15	172,592.67
ADOBE INC (CALLABLE) DTD 04/04/2024 4.800% 04/04/2029	00724PAF6	205,000.00	A+	A1	04/01/24	04/04/24	204,694.55	4.83	4,838.00	204,749.50	208,126.45
HOME DEPOT INC (CALLABLE) DTD 06/25/2024 4.750% 06/25/2029	437076DC3	125,000.00	A	A2	06/17/24	06/25/24	124,193.75	4.90	1,583.33	124,305.31	126,402.13
HOME DEPOT INC (CALLABLE) DTD 06/25/2024 4.750% 06/25/2029	437076DC3	250,000.00	A	A2	06/18/24	06/25/24	248,627.50	4.88	3,166.67	248,817.97	252,804.25
AMERICAN HONDA FINANCE DTD 09/05/2024 4.400% 09/05/2029	02665WFO9	400,000.00	A-	A3	09/03/24	09/05/24	399,520.00	4.43	1,271.11	399,570.10	394,033.20
MARS INC (CALLABLE) DTD 03/12/2025 4.800% 03/01/2030	571676AY1	115,000.00	A	A2	03/05/25	03/12/25	114,875.80	4.83	291.33	114,876.99	115,523.48
Security Type Sub-Total		11,400,000.00					11,328,984.35	3.87	70,574.64	11,320,297.06	11,335,241.49
Certificate of Deposit											
TORONTO DOMINION BANK NY DTD 10/31/2022 5.600% 10/27/2025	89115B6K1	450,000.00	A-	A2	10/27/22	10/31/22	450,000.00	5.60	11,060.00	450,000.00	453,447.00
NORDEA BANK ABP NEW YORK DTD 11/03/2022 5.530% 11/03/2025	65558UYF3	450,000.00	A-1+	P-1	11/02/22	11/03/22	450,000.00	5.53	10,230.50	450,000.00	453,394.80
Security Type Sub-Total		900,000.00					900,000.00	5.57	21,290.50	900,000.00	906,841.80



Managed Account Detail of Securities Held

For the Month Ending **March 31, 2025**

CITY OF LAKE ELSINORE - LAKE ELSINORE - CITY FUNDS

Security Type/Description Dated Date/Coupon/Maturity	CUSIP	Par	S&P Rating	Moody's Rating	Trade Date	Settle Date	Original Cost	YTM at Cost	Accrued Interest	Amortized Cost	Market Value
Bank Note											
MORGAN STANLEY BANK NA (CALLABLE) DTD 07/19/2024 4.968% 07/14/2028	61690U8E3	525,000.00	A+	Aa3	07/18/24	07/19/24	525,525.00	4.94	5,578.65	525,409.28	529,323.90
Security Type Sub-Total		525,000.00					525,525.00	4.94	5,578.65	525,409.28	529,323.90
Asset-Backed Security											
HAROT 2021-4 A3 DTD 11/24/2021 0.880% 01/21/2026	43815GAC3	5,117.53	NR	Aaa	11/16/21	11/24/21	5,116.45	0.89	1.25	5,117.32	5,100.12
GMCAR 2021-4 A3 DTD 10/21/2021 0.680% 09/16/2026	362554AC1	8,765.20	AAA	Aaa	10/13/21	10/21/21	8,764.98	0.68	2.48	8,765.13	8,719.13
CARMX 2022-3 A3 DTD 07/20/2022 3.970% 04/15/2027	14318MAD1	98,200.00	AAA	NR	07/12/22	07/20/22	98,197.68	3.97	173.27	98,199.00	97,944.09
NAROT 2022-B A3 DTD 09/28/2022 4.460% 05/17/2027	65480JAC4	83,604.81	AAA	Aaa	09/20/22	09/28/22	83,587.51	4.46	165.72	83,596.87	83,551.39
GMCAR 2022-4 A3 DTD 10/12/2022 4.820% 08/16/2027	36265OAD8	157,980.42	AAA	NR	10/04/22	10/12/22	157,954.53	4.82	317.28	157,967.73	158,048.83
TAOT 2023-A A3 DTD 01/30/2023 4.630% 09/15/2027	891940AC2	193,154.95	AAA	NR	01/24/23	01/30/23	193,154.86	4.63	397.47	193,154.90	193,247.28
COMET 2022-A3 A DTD 11/03/2022 4.950% 10/15/2027	14041NGB1	245,000.00	AAA	NR	10/27/22	11/03/22	244,961.56	4.95	539.00	244,980.28	245,485.10
HDMOT 2023-A A3 DTD 02/23/2023 5.050% 12/15/2027	41285JAD0	130,103.15	NR	Aaa	02/13/23	02/23/23	130,090.05	5.05	292.01	130,095.78	130,462.23
FORDO 2023-A A3 DTD 03/31/2023 4.650% 02/15/2028	344928AD8	111,040.68	AAA	NR	03/28/23	03/31/23	111,029.10	4.65	229.48	111,033.86	111,194.47
HAROT 2023-3 A3 DTD 08/22/2023 5.410% 02/18/2028	43815OAC1	320,000.00	AAA	NR	08/15/23	08/22/23	319,934.02	5.42	625.16	319,957.66	322,604.80
DCENT 2023-A1 A DTD 04/11/2023 4.310% 03/15/2028	254683CY9	320,000.00	NR	Aaa	04/04/23	04/11/23	319,981.44	4.31	612.98	319,988.87	319,757.44
BACCT 2023-A1 A1 DTD 06/16/2023 4.790% 05/15/2028	05522RDG0	170,000.00	AAA	NR	06/08/23	06/16/23	169,961.51	4.79	361.91	169,975.54	170,757.86



Managed Account Detail of Securities Held

For the Month Ending **March 31, 2025**

CITY OF LAKE ELSINORE - LAKE ELSINORE - CITY FUNDS

Security Type/Description Dated Date/Coupon/Maturity	CUSIP	Par	S&P Rating	Moody's Rating	Trade Date	Settle Date	Original Cost	YTM at Cost	Accrued Interest	Amortized Cost	Market Value
Asset-Backed Security											
AMXCA 2023-1 A DTD 06/14/2023 4.870% 05/15/2028	02582JJZ4	190,000.00	AAA	NR	06/07/23	06/14/23	189,983.15	4.87	411.24	189,989.31	191,043.86
COMET 2023-A1 A DTD 05/24/2023 4.420% 05/15/2028	14041NGD7	490,000.00	AAA	NR	05/17/23	05/24/23	489,887.64	4.42	962.58	489,929.48	490,165.13
DCENT 2023-A2 A DTD 06/28/2023 4.930% 06/15/2028	254683CZ6	350,000.00	AAA	Aaa	06/21/23	06/28/23	349,952.72	4.93	766.89	349,969.47	352,411.85
HAROT 2023-4 A3 DTD 11/08/2023 5.670% 06/21/2028	438123AC5	85,000.00	NR	Aaa	11/01/23	11/08/23	84,985.03	5.67	133.88	84,989.26	86,020.17
FITAT 2023-1 A3 DTD 08/23/2023 5.530% 08/15/2028	31680EAD3	350,000.00	AAA	Aaa	08/15/23	08/23/23	349,978.30	5.53	860.22	349,985.30	353,071.60
CHAIT 2023-A1 A DTD 09/15/2023 5.160% 09/15/2028	161571HT4	405,000.00	AAA	NR	09/07/23	09/15/23	404,887.73	5.17	928.80	404,919.41	409,530.74
AMXCA 2023-3 A DTD 09/19/2023 5.230% 09/15/2028	02582JKD1	410,000.00	AAA	NR	09/12/23	09/19/23	409,981.67	5.23	953.02	409,987.06	414,949.11
BACCT 2023-A2 A2 DTD 12/14/2023 4.980% 11/15/2028	05522RDH8	180,000.00	NR	Aaa	12/07/23	12/14/23	179,975.83	4.98	398.40	179,982.14	181,972.26
AMXCA 2024-1 A DTD 04/23/2024 5.230% 04/16/2029	02582JKH2	495,000.00	AAA	NR	04/16/24	04/23/24	494,898.53	5.23	1,150.60	494,898.53	503,989.20
VZMT 2025-3 A1A DTD 03/31/2025 4.510% 03/20/2030	92348KDY6	415,000.00	NR	Aaa	03/25/25	03/31/25	414,982.16	4.51	51.99	414,931.53	415,129.69
Security Type Sub-Total		5,212,966.75					5,212,246.45	4.91	10,335.63	5,212,414.43	5,245,156.35
Managed Account Sub-Total		55,252,775.65					53,908,403.23	4.09	307,199.78	54,154,387.70	54,416,539.15
Joint Powers Authority											
CAMP Pool		415,719.68	AAAm	NR			415,719.68		0.00	415,719.68	415,719.68
Liquid Sub-Total		415,719.68					415,719.68		0.00	415,719.68	415,719.68



Managed Account Detail of Securities Held

For the Month Ending **March 31, 2025**

CITY OF LAKE ELSINORE - LAKE ELSINORE - CITY FUNDS

Securities Sub-Total	\$55,668,495.33	\$54,324,122.91	4.09%	\$307,199.78	\$54,570,107.38	\$54,832,258.83
Accrued Interest						\$307,199.78
Total Investments						\$55,139,458.61



Managed Account Fair Market Value & Analytics

For the Month Ending **March 31, 2025**

CITY OF LAKE ELSINORE - LAKE ELSINORE - CITY FUNDS

Security Type/Description Dated Date/Coupon/Maturity	CUSIP	Par	Broker	Next Call Date	Market Price	Market Value	Unreal G/L On Cost	Unreal G/L Amort Cost	Effective Duration	YTM at Mkt
U.S. Treasury Bond / Note										
US TREASURY N/B DTD 06/30/2020 0.250% 06/30/2025	912828ZW3	50,000.00	GoldmanS		99.00	49,501.30	470.05	(442.34)	0.25	5.10
US TREASURY N/B DTD 11/15/2016 2.000% 11/15/2026	912828U24	625,000.00	JPMorgan		96.94	605,859.38	18,847.66	(3,026.85)	1.57	3.96
US TREASURY N/B DTD 05/02/2022 2.750% 04/30/2027	91282CEN7	200,000.00	BNPPSA		97.67	195,343.80	2,773.49	(1,010.99)	1.98	3.92
US TREASURY N/B DTD 11/30/2022 3.875% 11/30/2027	91282CFZ9	1,175,000.00	Citigrou		99.89	1,173,760.37	3,258.42	1,831.67	2.48	3.91
US TREASURY N/B DTD 11/30/2022 3.875% 11/30/2027	91282CFZ9	1,200,000.00	HSBC		99.89	1,198,734.00	14,624.62	9,353.21	2.48	3.91
US TREASURY N/B DTD 02/28/2023 4.000% 02/29/2028	91282CGP0	400,000.00	JPMorgan		100.23	400,906.40	7,265.77	5,654.73	2.72	3.91
US TREASURY N/B DTD 02/28/2023 4.000% 02/29/2028	91282CGP0	600,000.00	Citigrou		100.23	601,359.60	(1,148.21)	(438.45)	2.72	3.91
US TREASURY N/B DTD 02/28/2023 4.000% 02/29/2028	91282CGP0	1,350,000.00	Citigrou		100.23	1,353,059.10	17,771.99	13,818.22	2.72	3.91
US TREASURY N/B DTD 02/28/2023 4.000% 02/29/2028	91282CGP0	2,450,000.00	HSBC		100.23	2,455,551.70	72,161.07	57,441.01	2.72	3.91
US TREASURY N/B DTD 06/30/2021 1.250% 06/30/2028	91282CCH2	225,000.00	BMO		91.91	206,806.73	8,165.13	3,596.35	3.12	3.92
US TREASURY N/B DTD 06/30/2021 1.250% 06/30/2028	91282CCH2	1,275,000.00	MorganSt		91.91	1,171,904.78	2,540.52	(12,261.00)	3.12	3.92
US TREASURY N/B DTD 06/30/2021 1.250% 06/30/2028	91282CCH2	1,300,000.00	BMO		91.91	1,194,883.30	20,922.36	1,112.87	3.12	3.92
US TREASURY N/B DTD 06/30/2021 1.250% 06/30/2028	91282CCH2	2,400,000.00	BMO		91.91	2,205,938.40	(5,530.35)	(28,555.62)	3.12	3.92
US TREASURY N/B DTD 06/30/2021 1.250% 06/30/2028	91282CCH2	2,900,000.00	BMO		91.91	2,665,508.90	100,254.99	38,393.00	3.12	3.92
US TREASURY N/B DTD 01/02/2024 3.750% 12/31/2028	91282CJR3	1,200,000.00	Citigrou		99.32	1,191,843.60	9,749.85	8,135.57	3.44	3.94
US TREASURY N/B DTD 01/02/2024 3.750% 12/31/2028	91282CJR3	1,375,000.00	MorganSt		99.32	1,365,654.13	21,000.81	19,359.42	3.44	3.94
US TREASURY N/B DTD 01/02/2024 3.750% 12/31/2028	91282CJR3	1,475,000.00	JPMorgan		99.32	1,464,974.43	20,281.07	19,205.73	3.44	3.94



Managed Account Fair Market Value & Analytics

For the Month Ending **March 31, 2025**

CITY OF LAKE ELSINORE - LAKE ELSINORE - CITY FUNDS

Security Type/Description Dated Date/Coupon/Maturity	CUSIP	Par	Broker	Next Call Date	Market Price	Market Value	Unreal G/L On Cost	Unreal G/L Amort Cost	Effective Duration	YTM at Mkt
U.S. Treasury Bond / Note										
US TREASURY N/B DTD 01/02/2024 3.750% 12/31/2028	91282CJR3	2,600,000.00	MorganSt		99.32	2,582,327.80	16,554.36	14,059.71	3.44	3.94
US TREASURY N/B DTD 06/30/2022 3.250% 06/30/2029	91282CEV9	2,650,000.00	MorganSt		97.24	2,576,814.95	11,697.76	10,401.01	3.90	3.96
Security Type Sub-Total		25,450,000.00				24,660,732.67	341,661.36	156,627.25	3.10	3.93
Municipal Bond / Note										
UNIV OF CALIFORNIA-BG (CALLABLE) DTD 07/16/2020 0.883% 05/15/2025	91412HGE7	85,000.00	JPMorgan	04/15/25	99.57	84,634.93	(365.07)	(365.07)	0.13	4.33
FLORIDA ST BRD OF ADM DTD 09/16/2020 1.258% 07/01/2025	341271AD6	65,000.00	BOFAML		99.18	64,465.31	(994.24)	(558.67)	0.25	4.55
FLORIDA ST BRD OF ADM DTD 09/16/2020 1.258% 07/01/2025	341271AD6	85,000.00	BOFAML		99.18	84,300.79	(1,262.76)	(728.61)	0.25	4.55
FLORIDA ST BRD OF ADM DTD 09/16/2020 1.258% 07/01/2025	341271AD6	160,000.00	BOFAML		99.18	158,683.84	(1,316.16)	(1,316.16)	0.25	4.55
MINNESOTA ST-F-UNREF DTD 08/25/2020 0.630% 08/01/2025	60412AK85	100,000.00	XCHANGE		98.81	98,812.00	(1,188.00)	(1,188.00)	0.33	4.22
SAN JUAN CA UNIF SCH DTD 10/29/2020 0.852% 08/01/2025	798306WP7	130,000.00	KEYB		98.78	128,419.07	(1,580.93)	(1,580.93)	0.33	4.52
CALIFORNIA ST UNIV-B DTD 07/29/2021 0.862% 11/01/2025	13077DQD7	85,000.00	JPMorgan		98.07	83,356.61	(1,643.39)	(1,643.39)	0.57	4.25
CA ST DTD 03/15/2023 4.846% 03/01/2027	13063D3N6	200,000.00	WellsFar		101.37	202,731.20	2,731.20	2,731.20	1.81	4.16
Security Type Sub-Total		910,000.00				905,403.75	(5,619.35)	(4,649.63)	0.64	4.37
Federal Agency Commercial Mortgage-Backed Security										
FHMS K054 A2 DTD 04/01/2016 2.745% 01/01/2026	3137BNGT5	258,903.32	RobertBa		98.64	255,383.27	7,200.17	(371.45)	0.72	4.39
FHMS K058 A2 DTD 11/01/2016 2.653% 08/01/2026	3137BSP72	550,000.00	BREAN		97.74	537,563.95	10,724.11	(2,813.03)	1.31	4.26
FHMS K061 A2 DTD 01/01/2017 3.347% 11/01/2026	3137BTUM1	368,168.65	Citigrou		98.27	361,793.81	4,957.84	(1,036.53)	1.49	4.39



Managed Account Fair Market Value & Analytics

For the Month Ending **March 31, 2025**

CITY OF LAKE ELSINORE - LAKE ELSINORE - CITY FUNDS

Security Type/Description Dated Date/Coupon/Maturity	CUSIP	Par	Broker	Next Call Date	Market Price	Market Value	Unreal G/L On Cost	Unreal G/L Amort Cost	Effective Duration	YTM at Mkt
Federal Agency Commercial Mortgage-Backed Security										
FHMS K064 A2 DTD 05/01/2017 3.224% 03/01/2027	3137BXOY1	550,000.00	MorganSt		98.09	539,494.45	20,689.76	6,667.50	1.74	4.22
FHMS K065 A2 DTD 07/01/2017 3.243% 04/01/2027	3137F1G44	550,000.00	Citigrou		98.02	539,105.60	12,072.40	1,380.96	1.88	4.20
FHMS KJ48 A1 DTD 12/01/2023 4.858% 05/01/2028	3137HBC69	388,091.65	JPMorgan		101.05	392,168.56	4,080.02	4,078.04	2.57	4.36
FHMS KJ46 A1 DTD 07/01/2023 4.777% 06/01/2028	3137HAD45	434,282.37	JPMorgan		100.61	436,918.90	2,647.35	2,643.66	2.07	4.37
FHMS K505 A2 DTD 07/01/2023 4.819% 06/01/2028	3137HACX2	550,000.00	JPMorgan		101.35	557,415.10	1,921.70	3,812.67	2.86	4.27
FNA 2023-M6 A2 DTD 07/01/2023 4.182% 07/01/2028	3136BODE6	525,362.91	JPMorgan		99.35	521,934.92	5,478.55	2,499.78	2.99	4.34
FHMS K508 A2 DTD 10/01/2023 4.740% 08/01/2028	3137HAQ74	500,000.00	BMO		101.18	505,921.50	16,889.50	13,907.71	3.02	4.28
FHMS K506 A2 DTD 09/01/2023 4.650% 08/01/2028	3137HAMH6	800,000.00	WellsFar		100.90	807,239.20	19,073.60	15,692.41	3.00	4.28
FHMS K509 A2 DTD 10/01/2023 4.850% 09/01/2028	3137HAST4	375,000.00	MorganSt		101.52	380,710.13	17,666.25	14,683.25	3.10	4.29
FHMS K507 A2 DTD 09/01/2023 4.800% 09/01/2028	3137HAMS2	500,000.00	BOFAML		101.38	506,900.00	12,876.50	11,297.63	3.06	4.28
FHMS K510 A2 DTD 11/01/2023 5.069% 10/01/2028	3137HB3D4	180,000.00	JPMorgan		102.19	183,947.94	4,468.32	4,337.78	3.13	4.31
FHMS K511 A2 DTD 12/01/2023 4.860% 10/01/2028	3137HB3G7	275,000.00	BOFAML		101.55	279,266.90	5,056.97	4,862.89	3.16	4.31
FHMS K514 A2 DTD 02/01/2024 4.572% 12/01/2028	3137HBLV4	290,000.00	JPMorgan		100.65	291,889.64	(1,010.07)	(385.58)	3.26	4.31
FHMS K524 A2 DTD 07/01/2024 4.720% 05/01/2029	3137HDV56	440,000.00	PIER		101.25	445,503.52	2,801.48	3,109.10	3.67	4.33
FHMS K522 A2 DTD 06/01/2024 4.803% 05/01/2029	3137HDJJ0	550,000.00	MorganSt		101.52	558,372.65	8,374.30	8,372.65	3.57	4.33
FHMS K526 A2 DTD 08/01/2024 4.543% 07/01/2029	3137HDXL9	495,000.00	BMO		100.61	498,012.57	(1,617.66)	(1,085.62)	3.82	4.34
Security Type Sub-Total		8,579,808.90				8,599,542.61	154,351.09	91,653.82	2.68	4.30



Managed Account Fair Market Value & Analytics

For the Month Ending **March 31, 2025**

CITY OF LAKE ELSINORE - LAKE ELSINORE - CITY FUNDS

Security Type/Description Dated Date/Coupon/Maturity	CUSIP	Par	Broker	Next Call Date	Market Price	Market Value	Unreal G/L On Cost	Unreal G/L Amort Cost	Effective Duration	YTM at Mkt
Federal Agency Bond / Note										
FREDDIE MAC DTD 07/23/2020 0.375% 07/21/2025	3137EAEU9	425,000.00	WellsFar		98.82	419,979.48	(2,904.02)	(4,891.03)	0.30	4.45
FANNIE MAE DTD 08/27/2020 0.375% 08/25/2025	3135G05X7	350,000.00	Barclays		98.46	344,617.35	(3,744.65)	(5,251.46)	0.39	4.18
FEDERAL HOME LOAN BANK DTD 09/11/2020 0.375% 09/04/2025	3130AK5E2	150,000.00	WellsFar		98.33	147,492.90	(2,057.10)	(2,468.70)	0.42	4.36
FREDDIE MAC DTD 09/25/2020 0.375% 09/23/2025	3137EAEX3	700,000.00	Citigrou		98.14	686,971.60	(10,921.40)	(12,826.84)	0.47	4.36
FANNIE MAE DTD 11/12/2020 0.500% 11/07/2025	3135G06G3	650,000.00	Barclays		97.73	635,235.25	(12,437.75)	(14,484.73)	0.59	4.38
Security Type Sub-Total		2,275,000.00				2,234,296.58	(32,064.92)	(39,922.76)	0.46	4.36
Corporate Note										
HOME DEPOT INC (CALLABLE) DTD 03/28/2022 2.700% 04/15/2025	437076CM2	25,000.00	MorganSt		99.92	24,981.08	24.83	(18.36)	0.04	4.59
CINTAS CORPORATION NO. 2 (CALLABLE) DTD 05/03/2022 3.450% 05/01/2025	17252MAP5	65,000.00	KEYB	04/01/25	99.88	64,924.54	(61.16)	(75.06)	0.08	4.90
USAA CAPITAL CORP DTD 05/26/2022 3.375% 05/01/2025	90327OD89	225,000.00	BOFAML		99.90	224,765.10	500.85	(213.98)	0.09	4.59
GENERAL DYNAMICS CORP (CALLABLE) DTD 05/11/2018 3.500% 05/15/2025	369550BG2	225,000.00	JPMorgan		99.84	224,642.70	(27,604.80)	(357.30)	0.12	4.79
AMAZON.COM INC (CALLABLE) DTD 06/03/2020 0.800% 06/03/2025	023135BO8	475,000.00	GoldmanS	05/03/25	99.38	472,059.75	(2,707.50)	(2,932.22)	0.17	4.42
NATIONAL AUSTRALIA BK/NY DTD 06/09/2022 3.500% 06/09/2025	63254ABD9	250,000.00	Citigrou		99.77	249,434.25	(565.75)	(565.75)	0.19	4.72
NATIONAL RURAL UTIL COOP DTD 05/04/2022 3.450% 06/15/2025	63743HFE7	50,000.00	RBC Capi		99.73	49,867.35	(119.15)	(131.76)	0.20	4.75
IBM CORP DTD 07/27/2022 4.000% 07/27/2025	459200KS9	225,000.00	JPMorgan		99.79	224,519.40	(480.60)	(480.60)	0.32	4.62
BANK OF AMERICA CORP DTD 07/30/2015 3.875% 08/01/2025	06051GFS3	225,000.00	BOFAML		99.77	224,477.55	(32,440.95)	(2,673.05)	0.33	4.60
ABBOTT LABORATORIES (CALLABLE) DTD 03/22/2017 3.875% 09/15/2025	002824BM1	225,000.00	US_BANC	06/15/25	99.76	224,455.05	(33,390.45)	(1,977.22)	0.41	4.41



Managed Account Fair Market Value & Analytics

For the Month Ending **March 31, 2025**

CITY OF LAKE ELSINORE - LAKE ELSINORE - CITY FUNDS

Security Type/Description Dated Date/Coupon/Maturity	CUSIP	Par	Broker	Next Call Date	Market Price	Market Value	Unreal G/L On Cost	Unreal G/L Amort Cost	Effective Duration	YTM at Mkt
Corporate Note										
UNITEDHEALTH GROUP INC (CALLABLE) DTD 05/19/2021 1.150% 05/15/2026	91324PEC2	225,000.00	Citigrou	04/15/26	96.54	217,224.90	(7,383.60)	(7,687.03)	1.10	4.32
BMW US CAPITAL LLC (CALLABLE) DTD 08/12/2021 1.250% 08/12/2026	05565EBW4	175,000.00	SUMITR	07/12/26	95.72	167,505.27	(7,442.23)	(7,480.38)	1.32	4.47
CATERPILLAR FINL SERVICE DTD 01/10/2022 1.700% 01/08/2027	14913R2U0	225,000.00	JPMorgan		95.74	215,424.45	(8,439.30)	(9,172.32)	1.71	4.22
TARGET CORP (CALLABLE) DTD 01/24/2022 1.950% 01/15/2027	87612EBM7	40,000.00	Citigrou	12/15/26	96.22	38,489.04	(1,442.96)	(1,486.51)	1.72	4.16
BANK OF NY MELLON CORP (CALLABLE) DTD 01/26/2022 2.050% 01/26/2027	06406RBA4	475,000.00	Deutsche	12/24/26	96.19	456,903.45	(17,042.05)	(17,712.40)	1.75	4.27
MICROSOFT CORP (CALLABLE) DTD 02/06/2017 3.300% 02/06/2027	594918BY9	750,000.00	GoldmanS	11/06/26	98.68	740,109.00	18,166.50	3,445.84	1.69	4.05
AMERICAN EXPRESS CO (CALLABLE) DTD 03/04/2022 2.550% 03/04/2027	025816CS6	300,000.00	RBS	02/01/27	96.62	289,845.60	12,642.60	477.04	1.83	4.40
BERKSHIRE HATHAWAY FIN (CALLABLE) DTD 03/15/2022 2.300% 03/15/2027	084664CZ2	475,000.00	SEEL	02/15/27	96.66	459,126.93	(6,962.07)	(12,384.00)	1.87	4.12
CHARLES SCHWAB CORP (CALLABLE) DTD 09/24/2021 3.300% 04/01/2027	808513BW4	300,000.00	Barclays	01/01/27	97.93	293,804.40	8,879.40	1,143.14	1.85	4.39
NATIONAL AUSTRALIA BK/NY DTD 06/09/2022 3.905% 06/09/2027	63254ABE7	500,000.00	CAS		99.17	495,870.00	7,545.00	1,689.04	2.05	4.28
APPLE INC (CALLABLE) DTD 09/12/2017 2.900% 09/12/2027	037833DB3	775,000.00	TD Secur	06/12/27	97.19	753,204.68	12,141.93	(3,881.17)	2.27	4.13
TOYOTA MOTOR CREDIT CORP DTD 01/12/2023 4.625% 01/12/2028	89236TKQ7	375,000.00	WellsFar		100.64	377,412.75	1,130.25	1,688.27	2.57	4.33
NATIONAL RURAL UTIL COOP (CALLABLE) DTD 02/07/2018 3.400% 02/07/2028	637432NP6	350,000.00	MorganSt	11/07/27	97.33	340,668.30	11,479.30	2,630.25	2.60	4.38
TEXAS INSTRUMENTS INC (CALLABLE) DTD 11/18/2022 4.600% 02/15/2028	882508BV5	85,000.00	JPMorgan	01/15/28	100.98	85,835.13	(1,208.27)	(388.23)	2.62	4.22
BRISTOL-MYERS SQUIBB CO (CALLABLE) DTD 07/15/2020 3.900% 02/20/2028	110122DE5	375,000.00	MAXE	11/20/27	99.02	371,319.00	13,055.25	6,104.57	2.59	4.23
LOCKHEED MARTIN CORP (CALLABLE) DTD 05/25/2023 4.450% 05/15/2028	539830BZ1	60,000.00	Barclays	04/15/28	100.39	60,236.04	344.04	303.86	2.80	4.29
JOHN DEERE CAPITAL CORP DTD 07/14/2023 4.950% 07/14/2028	24422EXB0	375,000.00	Citigrou		101.94	382,278.38	4,413.38	5,383.86	2.98	4.30



Managed Account Fair Market Value & Analytics

For the Month Ending **March 31, 2025**

CITY OF LAKE ELSINORE - LAKE ELSINORE - CITY FUNDS

Security Type/Description Dated Date/Coupon/Maturity	CUSIP	Par	Broker	Next Call Date	Market Price	Market Value	Unreal G/L On Cost	Unreal G/L Amort Cost	Effective Duration	YTM at Mkt
Corporate Note										
CITIBANK NA (CALLABLE) DTD 09/29/2023 5.803% 09/29/2028	17325FBB3	750,000.00	Barclays	08/29/28	104.09	780,699.00	34,419.00	33,416.37	3.10	4.52
AIR PRODUCTS & CHEMICALS (CALLABLE) DTD 02/08/2024 4.600% 02/08/2029	009158BH8	340,000.00	Barclays	01/08/29	100.73	342,494.24	2,946.44	2,851.50	3.45	4.40
CISCO SYSTEMS INC (CALLABLE) DTD 02/26/2024 4.850% 02/26/2029	17275RBR2	420,000.00	Citigrou	01/26/29	101.69	427,077.00	7,224.00	7,193.65	3.48	4.36
BLACKROCK FUNDING INC (CALLABLE) DTD 03/14/2024 4.700% 03/14/2029	09290DAA9	50,000.00	Citigrou	02/14/29	101.43	50,716.45	806.95	789.55	3.53	4.32
BLACKROCK FUNDING INC (CALLABLE) DTD 03/14/2024 4.700% 03/14/2029	09290DAA9	725,000.00	BOFAML	02/14/29	101.43	735,388.53	10,033.28	10,098.67	3.53	4.32
ADOBE INC (CALLABLE) DTD 04/04/2024 4.800% 04/04/2029	00724PAF6	170,000.00	SEEL	03/04/29	101.53	172,592.67	2,817.07	2,776.52	3.50	4.36
ADOBE INC (CALLABLE) DTD 04/04/2024 4.800% 04/04/2029	00724PAF6	205,000.00	BOFAML	03/04/29	101.53	208,126.45	3,431.90	3,376.95	3.50	4.36
HOME DEPOT INC (CALLABLE) DTD 06/25/2024 4.750% 06/25/2029	437076DC3	125,000.00	MorganSt	05/25/29	101.12	126,402.13	2,208.38	2,096.82	3.72	4.45
HOME DEPOT INC (CALLABLE) DTD 06/25/2024 4.750% 06/25/2029	437076DC3	250,000.00	PNCBank	05/25/29	101.12	252,804.25	4,176.75	3,986.28	3.72	4.45
AMERICAN HONDA FINANCE DTD 09/05/2024 4.400% 09/05/2029	02665WFO9	400,000.00	Deutsche		98.51	394,033.20	(5,486.80)	(5,536.90)	3.96	4.74
MARS INC (CALLABLE) DTD 03/12/2025 4.800% 03/01/2030	571676AY1	115,000.00	BOFAML	02/01/30	100.46	115,523.48	647.68	646.49	4.30	4.68
Security Type Sub-Total		11,400,000.00				11,335,241.49	6,257.14	14,944.43	2.21	4.37
Certificate of Deposit										
TORONTO DOMINION BANK NY DTD 10/31/2022 5.600% 10/27/2025	89115B6K1	450,000.00	TD Secur		100.77	453,447.00	3,447.00	3,447.00	0.57	4.18
NORDEA BANK ABP NEW YORK DTD 11/03/2022 5.530% 11/03/2025	65558UYF3	450,000.00	WellsFar		100.75	453,394.80	3,394.80	3,394.80	0.57	4.24
Security Type Sub-Total		900,000.00				906,841.80	6,841.80	6,841.80	0.57	4.21
Bank Note										



Managed Account Fair Market Value & Analytics

For the Month Ending **March 31, 2025**

CITY OF LAKE ELSINORE - LAKE ELSINORE - CITY FUNDS

Security Type/Description Dated Date/Coupon/Maturity	CUSIP	Par	Broker	Next Call Date	Market Price	Market Value	Unreal G/L On Cost	Unreal G/L Amort Cost	Effective Duration	YTM at Mkt
Bank Note										
MORGAN STANLEY BANK NA (CALLABLE) DTD 07/19/2024 4.968% 07/14/2028	61690U8E3	525,000.00	Citigrou	07/14/27	100.82	529,323.90	3,798.90	3,914.62	2.13	4.80
Security Type Sub-Total		525,000.00				529,323.90	3,798.90	3,914.62	2.13	4.80
Asset-Backed Security										
HAROT 2021-4 A3 DTD 11/24/2021 0.880% 01/21/2026	43815GAC3	5,117.53	BOFAML		99.66	5,100.12	(16.33)	(17.20)	0.09	15.65
GMCAR 2021-4 A3 DTD 10/21/2021 0.680% 09/16/2026	362554AC1	8,765.20	JPMorgan		99.47	8,719.13	(45.85)	(46.00)	0.13	4.76
CARMX 2022-3 A3 DTD 07/20/2022 3.970% 04/15/2027	14318MAD1	98,200.00	RBC Capi		99.74	97,944.09	(253.59)	(254.91)	0.46	4.55
NAROT 2022-B A3 DTD 09/28/2022 4.460% 05/17/2027	65480JAC4	83,604.81	WellsFar		99.94	83,551.39	(36.12)	(45.48)	0.55	4.59
GMCAR 2022-4 A3 DTD 10/12/2022 4.820% 08/16/2027	36265OAD8	157,980.42	RBC Capi		100.04	158,048.83	94.30	81.10	0.47	4.74
TAOT 2023-A A3 DTD 01/30/2023 4.630% 09/15/2027	891940AC2	193,154.95	BOFAML		100.05	193,247.28	92.42	92.38	0.68	4.58
COMET 2022-A3 A DTD 11/03/2022 4.950% 10/15/2027	14041NGB1	245,000.00	RBC Capi		100.20	245,485.10	523.54	504.82	0.52	4.62
HDMOT 2023-A A3 DTD 02/23/2023 5.050% 12/15/2027	41285JAD0	130,103.15	JPMorgan		100.28	130,462.23	372.18	366.45	0.65	4.65
FORDO 2023-A A3 DTD 03/31/2023 4.650% 02/15/2028	344928AD8	111,040.68	BNPPSA		100.14	111,194.47	165.37	160.61	0.73	4.48
HAROT 2023-3 A3 DTD 08/22/2023 5.410% 02/18/2028	43815OAC1	320,000.00	BOFAML		100.81	322,604.80	2,670.78	2,647.14	0.86	4.50
DCENT 2023-A1 A DTD 04/11/2023 4.310% 03/15/2028	254683CY9	320,000.00	RBC Capi		99.92	319,757.44	(224.00)	(231.43)	0.92	4.49
BACCT 2023-A1 A1 DTD 06/16/2023 4.790% 05/15/2028	05522RDG0	170,000.00	BOFAML		100.45	170,757.86	796.35	782.32	1.07	4.41
AMXCA 2023-1 A DTD 06/14/2023 4.870% 05/15/2028	02582JJZ4	190,000.00	RBC Capi		100.55	191,043.86	1,060.71	1,054.55	1.07	4.39
COMET 2023-A1 A DTD 05/24/2023 4.420% 05/15/2028	14041NGD7	490,000.00	RBC Capi		100.03	490,165.13	277.49	235.65	1.07	4.44



Managed Account Fair Market Value & Analytics

For the Month Ending **March 31, 2025**

CITY OF LAKE ELSINORE - LAKE ELSINORE - CITY FUNDS

Security Type/Description Dated Date/Coupon/Maturity	CUSIP	Par	Broker	Next Call Date	Market Price	Market Value	Unreal G/L On Cost	Unreal G/L Amort Cost	Effective Duration	YTM at Mkt
Asset-Backed Security										
DCENT 2023-A2 A DTD 06/28/2023 4.930% 06/15/2028	254683CZ6	350,000.00	BOFAML		100.69	352,411.85	2,459.13	2,442.38	1.15	4.37
HAROT 2023-4 A3 DTD 11/08/2023 5.670% 06/21/2028	438123AC5	85,000.00	JPMorgan		101.20	86,020.17	1,035.14	1,030.91	1.08	4.61
FITAT 2023-1 A3 DTD 08/23/2023 5.530% 08/15/2028	31680EAD3	350,000.00	JPMorgan		100.88	353,071.60	3,093.30	3,086.30	0.90	4.57
CHAIT 2023-A1 A DTD 09/15/2023 5.160% 09/15/2028	161571HT4	405,000.00	JPMorgan		101.12	409,530.74	4,643.01	4,611.33	1.38	4.39
AMXCA 2023-3 A DTD 09/19/2023 5.230% 09/15/2028	02582JKD1	410,000.00	Citigrou		101.21	414,949.11	4,967.44	4,962.05	1.37	4.43
BACCT 2023-A2 A2 DTD 12/14/2023 4.980% 11/15/2028	05522RDH8	180,000.00	BOFAML		101.10	181,972.26	1,996.43	1,990.12	1.53	4.31
AMXCA 2024-1 A DTD 04/23/2024 5.230% 04/16/2029	02582JKH2	495,000.00	Barclays		101.82	503,989.20	9,090.67	9,090.67	1.90	4.31
VZMT 2025-3 A1A DTD 03/31/2025 4.510% 03/20/2030	92348KDY6	415,000.00	BOFAML		100.03	415,129.69	147.53	198.16	2.36	4.57
Security Type Sub-Total		5,212,966.75				5,245,156.35	32,909.90	32,741.92	1.19	4.48
Managed Account Sub-Total		55,252,775.65				54,416,539.15	508,135.92	262,151.45	2.46	4.17
Joint Powers Authority										
CAMP Pool		415,719.68			1.00	415,719.68	0.00	0.00	0.00	
Liquid Sub-Total		415,719.68				415,719.68	0.00	0.00	0.00	
Securities Sub-Total		\$55,668,495.33				\$54,832,258.83	\$508,135.92	\$262,151.45	2.46	4.17%
Accrued Interest						\$307,199.78				
Total Investments						\$55,139,458.61				



Managed Account Security Transactions & Interest

For the Month Ending **March 31, 2025**

CITY OF LAKE ELSINORE - LAKE ELSINORE - CITY FUNDS

Transaction Type		Security Description	CUSIP	Par	Principal	Accrued	Total	Realized G/L	Realized G/L	Sale
Trade	Settle				Proceeds	Interest		Cost	Amort Cost	Method
BUY										
03/03/25	03/06/25	US TREASURY N/B	91282CEV9	2,650,000.00	(2,565,117.19)	(15,464.43)	(2,580,581.62)			
		DTD 06/30/2022 3.250% 06/30/2029								
03/05/25	03/12/25	MARS INC (CALLABLE)	571676AY1	115,000.00	(114,875.80)	0.00	(114,875.80)			
		DTD 03/12/2025 4.800% 03/01/2030								
03/25/25	03/31/25	VZMT 2025-3 A1A	92348KDY6	415,000.00	(414,982.16)	0.00	(414,982.16)			
		DTD 03/31/2025 4.510% 03/20/2030								

Transaction Type Sub-Total				3,180,000.00	(3,094,975.15)	(15,464.43)	(3,110,439.58)			
-----------------------------------	--	--	--	---------------------	-----------------------	--------------------	-----------------------	--	--	--

INTEREST										
03/01/25	03/01/25	CA ST DTD 03/15/2023 4.846% 03/01/2027	13063D3N6		0.00	4,846.00	4,846.00			
03/01/25	03/25/25	FHMS K524 A2 DTD 07/01/2024 4.720% 05/01/2029	3137HDTV56		0.00	1,730.67	1,730.67			
03/01/25	03/25/25	FHMS K505 A2 DTD 07/01/2023 4.819% 06/01/2028	3137HACX2		0.00	2,208.71	2,208.71			
03/01/25	03/25/25	FHMS K508 A2 DTD 10/01/2023 4.740% 08/01/2028	3137HAQ74		0.00	1,975.00	1,975.00			
03/01/25	03/25/25	FHMS K506 A2 DTD 09/01/2023 4.650% 08/01/2028	3137HAMH6		0.00	3,100.00	3,100.00			
03/01/25	03/25/25	FHMS K061 A2 DTD 01/01/2017 3.347% 11/01/2026	3137BTUM1		0.00	1,029.31	1,029.31			
03/01/25	03/25/25	FHMS KJ48 A1 DTD 12/01/2023 4.858% 05/01/2028	3137HBC69		0.00	1,578.20	1,578.20			
03/01/25	03/25/25	FHMS K526 A2 DTD 08/01/2024 4.543% 07/01/2029	3137HDXL9		0.00	1,873.99	1,873.99			
03/01/25	03/25/25	FHMS K065 A2 DTD 07/01/2017 3.243% 04/01/2027	3137F1G44		0.00	1,486.38	1,486.38			
03/01/25	03/25/25	FHMS K064 A2 DTD 05/01/2017 3.224% 03/01/2027	3137BXQY1		0.00	1,477.67	1,477.67			
03/01/25	03/25/25	FHMS K054 A2 DTD 04/01/2016 2.745% 01/01/2026	3137BNGT5		0.00	593.58	593.58			
03/01/25	03/25/25	FHMS K514 A2 DTD 02/01/2024 4.572% 12/01/2028	3137HBLV4		0.00	1,104.90	1,104.90			



Managed Account Security Transactions & Interest

For the Month Ending **March 31, 2025**

CITY OF LAKE ELSINORE - LAKE ELSINORE - CITY FUNDS

Transaction Type		Security Description	CUSIP	Par	Principal Proceeds	Accrued Interest	Total	Realized G/L	Realized G/L	Sale
Trade	Settle							Cost	Amort Cost	Method
INTEREST										
03/01/25	03/25/25	FHMS K511 A2 DTD 12/01/2023 4.860% 10/01/2028	3137HB3G7		0.00	1,113.75	1,113.75			
03/01/25	03/25/25	FHMS K522 A2 DTD 06/01/2024 4.803% 05/01/2029	3137HDJJ0		0.00	2,201.38	2,201.38			
03/01/25	03/25/25	FHMS K509 A2 DTD 10/01/2023 4.850% 09/01/2028	3137HAST4		0.00	1,515.63	1,515.63			
03/01/25	03/25/25	FHMS KJ46 A1 DTD 07/01/2023 4.777% 06/01/2028	3137HAD45		0.00	1,730.98	1,730.98			
03/01/25	03/25/25	FHMS K510 A2 DTD 11/01/2023 5.069% 10/01/2028	3137HB3D4		0.00	760.35	760.35			
03/01/25	03/25/25	FHMS K058 A2 DTD 11/01/2016 2.653% 08/01/2026	3137BSP72		0.00	1,215.96	1,215.96			
03/01/25	03/25/25	FNA 2023-M6 A2 DTD 07/01/2023 4.182% 07/01/2028	3136BODE6		0.00	1,830.71	1,830.71			
03/01/25	03/25/25	FHMS K507 A2 DTD 09/01/2023 4.800% 09/01/2028	3137HAMS2		0.00	2,000.00	2,000.00			
03/04/25	03/04/25	FEDERAL HOME LOAN BANK DTD 09/11/2020 0.375% 09/04/2025	3130AK5E2		0.00	281.25	281.25			
03/04/25	03/04/25	AMERICAN EXPRESS CO (CALLABLE) DTD 03/04/2022 2.550% 03/04/2027	025816CS6		0.00	3,825.00	3,825.00			
03/05/25	03/05/25	AMERICAN HONDA FINANCE DTD 09/05/2024 4.400% 09/05/2029	02665WFQ9		0.00	8,800.00	8,800.00			
03/10/25	03/10/25	ROCHE HOLDINGS INC (CALLABLE) DTD 03/10/2022 2.132% 03/10/2025	771196BT8		0.00	4,370.60	4,370.60			
03/12/25	03/12/25	APPLE INC (CALLABLE) DTD 09/12/2017 2.900% 09/12/2027	037833DB3		0.00	11,237.50	11,237.50			
03/14/25	03/14/25	BLACKROCK FUNDING INC (CALLABLE) DTD 03/14/2024 4.700% 03/14/2029	09290DAA9		0.00	18,212.50	18,212.50			
03/15/25	03/15/25	BACCT 2023-A2 A2 DTD 12/14/2023 4.980% 11/15/2028	05522RDH8		0.00	747.00	747.00			
03/15/25	03/15/25	COMET 2022-A3 A DTD 11/03/2022 4.950% 10/15/2027	14041NGB1		0.00	1,010.63	1,010.63			
03/15/25	03/15/25	AMXCA 2023-3 A DTD 09/19/2023 5.230% 09/15/2028	02582JKD1		0.00	1,786.92	1,786.92			



Managed Account Security Transactions & Interest

For the Month Ending **March 31, 2025**

CITY OF LAKE ELSINORE - LAKE ELSINORE - CITY FUNDS

Transaction Type		Security Description	CUSIP	Par	Principal	Accrued	Total	Realized G/L	Realized G/L	Sale
Trade	Settle				Proceeds	Interest		Cost	Amort Cost	
INTEREST										
03/15/25	03/15/25	HART 2021-C A3 DTD 11/17/2021 0.740% 05/15/2026	44935FAD6		0.00	1.03	1.03			
03/15/25	03/15/25	DCENT 2023-A1 A DTD 04/11/2023 4.310% 03/15/2028	254683CY9		0.00	1,149.33	1,149.33			
03/15/25	03/15/25	CARMX 2022-3 A3 DTD 07/20/2022 3.970% 04/15/2027	14318MAD1		0.00	357.52	357.52			
03/15/25	03/15/25	BERKSHIRE HATHAWAY FIN (CALLABLE) DTD 03/15/2022 2.300% 03/15/2027	084664CZ2		0.00	5,462.50	5,462.50			
03/15/25	03/15/25	NY ST URBAN DEV-F-1 DTD 12/23/2020 0.870% 03/15/2025	650036DT0		0.00	1,413.75	1,413.75			
03/15/25	03/15/25	AMXCA 2024-1 A DTD 04/23/2024 5.230% 04/16/2029	02582JKH2		0.00	2,157.37	2,157.37			
03/15/25	03/15/25	FITAT 2023-1 A3 DTD 08/23/2023 5.530% 08/15/2028	31680EAD3		0.00	1,612.92	1,612.92			
03/15/25	03/15/25	COMET 2023-A1 A DTD 05/24/2023 4.420% 05/15/2028	14041NGD7		0.00	1,804.83	1,804.83			
03/15/25	03/15/25	TAOT 2023-A A3 DTD 01/30/2023 4.630% 09/15/2027	891940AC2		0.00	794.29	794.29			
03/15/25	03/15/25	DCENT 2023-A2 A DTD 06/28/2023 4.930% 06/15/2028	254683CZ6		0.00	1,437.92	1,437.92			
03/15/25	03/15/25	HDMOT 2023-A A3 DTD 02/23/2023 5.050% 12/15/2027	41285JAD0		0.00	587.81	587.81			
03/15/25	03/15/25	BACCT 2023-A1 A1 DTD 06/16/2023 4.790% 05/15/2028	05522RDG0		0.00	678.58	678.58			
03/15/25	03/15/25	CHAIT 2023-A1 A DTD 09/15/2023 5.160% 09/15/2028	161571HT4		0.00	1,741.50	1,741.50			
03/15/25	03/15/25	AMXCA 2023-1 A DTD 06/14/2023 4.870% 05/15/2028	02582JJZ4		0.00	771.08	771.08			
03/15/25	03/15/25	NAROT 2022-B A3 DTD 09/28/2022 4.460% 05/17/2027	65480JAC4		0.00	334.78	334.78			
03/15/25	03/15/25	FORDO 2023-A A3 DTD 03/31/2023 4.650% 02/15/2028	344928AD8		0.00	458.65	458.65			



Managed Account Security Transactions & Interest

For the Month Ending **March 31, 2025**

CITY OF LAKE ELSINORE - LAKE ELSINORE - CITY FUNDS

Transaction Type		Security Description	CUSIP	Par	Principal	Accrued	Total	Realized G/L	Realized G/L	Sale
Trade	Settle				Proceeds	Interest		Cost	Amort Cost	
INTEREST										
03/15/25	03/15/25	ABBOTT LABORATORIES (CALLABLE) DTD 03/22/2017 3.875% 09/15/2025	002824BM1		0.00	4,359.38		4,359.38		
03/16/25	03/16/25	GMCAR 2022-4 A3 DTD 10/12/2022 4.820% 08/16/2027	36265OAD8		0.00	694.31		694.31		
03/16/25	03/16/25	GMCAR 2021-4 A3 DTD 10/21/2021 0.680% 09/16/2026	362554AC1		0.00	6.65		6.65		
03/18/25	03/18/25	HAROT 2023-3 A3 DTD 08/22/2023 5.410% 02/18/2028	43815QAC1		0.00	1,442.67		1,442.67		
03/21/25	03/21/25	HAROT 2021-4 A3 DTD 11/24/2021 0.880% 01/21/2026	43815GAC3		0.00	6.22		6.22		
03/21/25	03/21/25	HAROT 2023-4 A3 DTD 11/08/2023 5.670% 06/21/2028	438123AC5		0.00	401.63		401.63		
03/23/25	03/23/25	FREDDIE MAC DTD 09/25/2020 0.375% 09/23/2025	3137EAEX3		0.00	1,312.50		1,312.50		
03/29/25	03/29/25	CITIBANK NA (CALLABLE) DTD 09/29/2023 5.803% 09/29/2028	17325FBB3		0.00	21,761.25		21,761.25		
Transaction Type Sub-Total					0.00	136,393.04		136,393.04		
MATURITY										
03/10/25	03/10/25	ROCHE HOLDINGS INC (CALLABLE) DTD 03/10/2022 2.132% 03/10/2025	771196BT8	410,000.00	410,000.00	0.00		410,000.00	0.00	0.00
03/15/25	03/15/25	NY ST URBAN DEV-F-1 DTD 12/23/2020 0.870% 03/15/2025	650036DT0	325,000.00	325,000.00	0.00		325,000.00	0.00	0.00
Transaction Type Sub-Total				735,000.00	735,000.00	0.00		735,000.00	0.00	0.00
PAYDOWNS										
03/01/25	03/25/25	FHMS KJ46 A1 DTD 07/01/2023 4.777% 06/01/2028	3137HAD45	545.12	545.12	0.00		545.12	0.01	0.01
03/01/25	03/25/25	FHMS KJ48 A1 DTD 12/01/2023 4.858% 05/01/2028	3137HBC69	1,746.66	1,746.66	0.00		1,746.66	0.01	0.01
03/01/25	03/25/25	FHMS K061 A2 DTD 01/01/2017 3.347% 11/01/2026	3137BTUM1	871.63	871.63	0.00		871.63	26.83	13.28



Managed Account Security Transactions & Interest

For the Month Ending **March 31, 2025**

CITY OF LAKE ELSINORE - LAKE ELSINORE - CITY FUNDS

Transaction Type		Security Description	CUSIP	Par	Principal	Accrued	Total	Realized G/L	Realized G/L	Sale
Trade	Settle				Proceeds	Interest		Cost	Amort Cost	
PAYDOWNS										
03/01/25	03/25/25	FNA 2023-M6 A2 DTD 07/01/2023 4.182% 07/01/2028	3136BQDE6	3.79	3.79	0.00	3.79	0.07	0.05	
03/01/25	03/25/25	FHMS K054 A2 DTD 04/01/2016 2.745% 01/01/2026	3137BNGT5	584.36	584.36	0.00	584.36	24.20	7.83	
03/15/25	03/15/25	CARMX 2022-3 A3 DTD 07/20/2022 3.970% 04/15/2027	14318MAD1	9,867.15	9,867.15	0.00	9,867.15	0.23	0.10	
03/15/25	03/15/25	NAROT 2022-B A3 DTD 09/28/2022 4.460% 05/17/2027	65480JAC4	6,471.73	6,471.73	0.00	6,471.73	1.34	0.63	
03/15/25	03/15/25	HDMOT 2023-A A3 DTD 02/23/2023 5.050% 12/15/2027	41285JAD0	9,573.64	9,573.64	0.00	9,573.64	0.97	0.55	
03/15/25	03/15/25	HART 2021-C A3 DTD 11/17/2021 0.740% 05/15/2026	44935FAD6	1,669.76	1,669.76	0.00	1,669.76	0.37	0.10	
03/15/25	03/15/25	FORDO 2023-A A3 DTD 03/31/2023 4.650% 02/15/2028	344928AD8	7,321.61	7,321.61	0.00	7,321.61	0.77	0.46	
03/15/25	03/15/25	TAOT 2023-A A3 DTD 01/30/2023 4.630% 09/15/2027	891940AC2	12,707.52	12,707.52	0.00	12,707.52	0.00	0.00	
03/16/25	03/16/25	GMCAR 2022-4 A3 DTD 10/12/2022 4.820% 08/16/2027	36265QAD8	14,877.52	14,877.52	0.00	14,877.52	2.44	1.21	
03/16/25	03/16/25	GMCAR 2021-4 A3 DTD 10/21/2021 0.680% 09/16/2026	362554AC1	2,968.70	2,968.70	0.00	2,968.70	0.07	0.02	
03/21/25	03/21/25	HAROT 2021-4 A3 DTD 11/24/2021 0.880% 01/21/2026	43815GAC3	3,365.20	3,365.20	0.00	3,365.20	0.71	0.14	
Transaction Type Sub-Total				72,574.39	72,574.39	0.00	72,574.39	58.02	24.39	
SELL										
03/03/25	03/06/25	US TREASURY N/B DTD 08/01/2022 2.750% 07/31/2027	91282CFB2	825,000.00	801,055.66	2,130.87	803,186.53	14,276.36	(1,833.82)	FIFO
03/03/25	03/06/25	US TREASURY N/B DTD 08/01/2022 2.750% 07/31/2027	91282CFB2	375,000.00	364,116.21	968.58	365,084.79	1,787.11	(3,705.25)	FIFO
03/03/25	03/06/25	US TREASURY N/B DTD 08/01/2022 2.750% 07/31/2027	91282CFB2	400,000.00	388,390.63	1,033.15	389,423.78	15,125.01	2,971.51	FIFO
03/03/25	03/06/25	US TREASURY N/B DTD 08/01/2022 2.750% 07/31/2027	91282CFB2	600,000.00	582,585.94	1,549.72	584,135.66	16,945.31	2,877.64	FIFO



Managed Account Security Transactions & Interest

For the Month Ending **March 31, 2025**

CITY OF LAKE ELSINORE - LAKE ELSINORE - CITY FUNDS

Transaction Type		Security Description	CUSIP	Par	Principal Proceeds	Accrued Interest	Total	Realized G/L Cost	Realized G/L Amort Cost	Sale Method
Trade	Settle									
Transaction Type Sub-Total				2,200,000.00	2,136,148.44	5,682.32	2,141,830.76	48,133.79	310.08	
Managed Account Sub-Total					(151,252.32)	126,610.93	(24,641.39)	48,191.81	334.47	
Total Security Transactions					(\$151,252.32)	\$126,610.93	(\$24,641.39)	\$48,191.81	\$334.47	



Account Statement

For the Month Ending **March 31, 2025**

CITY OF LAKE ELSINORE - LAKE ELSINORE - CITY FUNDS

Trade Date	Settlement Date	Transaction Description	Share or Unit Price	Dollar Amount of Transaction	Total Shares Owned
CAMP Pool					
Opening Balance					442,285.89
03/03/25	03/03/25	Purchase - Interest 13063D3N6	1.00	4,846.00	447,131.89
03/04/25	03/04/25	Purchase - Interest 025816CS6	1.00	3,825.00	450,956.89
03/04/25	03/04/25	Purchase - Interest 3130AK5E2	1.00	281.25	451,238.14
03/05/25	03/05/25	Purchase - Interest 02665WFQ9	1.00	8,800.00	460,038.14
03/06/25	03/06/25	Purchase - Principal 91282CFB2	1.00	2,136,148.44	2,596,186.58
03/06/25	03/06/25	Purchase - Interest 91282CFB2	1.00	5,682.32	2,601,868.90
03/06/25	03/06/25	Redemption - Interest 91282CEV9	1.00	(15,464.43)	2,586,404.47
03/06/25	03/06/25	Redemption - Principal 91282CEV9	1.00	(2,565,117.19)	21,287.28
03/10/25	03/10/25	Purchase - Interest 771196BT8	1.00	4,370.60	25,657.88
03/10/25	03/10/25	Purchase - Principal 771196BT8	1.00	410,000.00	435,657.88
03/12/25	03/12/25	Purchase - Interest 037833DB3	1.00	11,237.50	446,895.38
03/12/25	03/12/25	Redemption - Principal 571676AY1	1.00	(114,875.80)	332,019.58
03/14/25	03/14/25	Purchase - Interest 09290DAA9	1.00	18,212.50	350,232.08
03/17/25	03/17/25	Purchase - Interest 002824BM1	1.00	4,359.38	354,591.46
03/17/25	03/17/25	Purchase - Interest 084664CZ2	1.00	5,462.50	360,053.96
03/17/25	03/17/25	Purchase - Interest 650036DT0	1.00	1,413.75	361,467.71
03/17/25	03/17/25	Purchase - Interest 02582JJZ4	1.00	771.08	362,238.79
03/17/25	03/17/25	Purchase - Interest 02582JKD1	1.00	1,786.92	364,025.71
03/17/25	03/17/25	Purchase - Interest 02582JXH2	1.00	2,157.37	366,183.08
03/17/25	03/17/25	Purchase - Interest 05522RDG0	1.00	678.58	366,861.66
03/17/25	03/17/25	Purchase - Interest 05522RDH8	1.00	747.00	367,608.66



Account Statement

For the Month Ending **March 31, 2025**

CITY OF LAKE ELSINORE - LAKE ELSINORE - CITY FUNDS

Trade Date	Settlement Date	Transaction Description	Share or Unit Price	Dollar Amount of Transaction	Total Shares Owned
CAMP Pool					
03/17/25	03/17/25	Purchase - Interest 14041NGB1	1.00	1,010.63	368,619.29
03/17/25	03/17/25	Purchase - Interest 14041NGD7	1.00	1,804.83	370,424.12
03/17/25	03/17/25	Purchase - Interest 14318MAD1	1.00	357.52	370,781.64
03/17/25	03/17/25	Purchase - Interest 161571HT4	1.00	1,741.50	372,523.14
03/17/25	03/17/25	Purchase - Interest 254683CY9	1.00	1,149.33	373,672.47
03/17/25	03/17/25	Purchase - Interest 254683CZ6	1.00	1,437.92	375,110.39
03/17/25	03/17/25	Purchase - Interest 31680EAD3	1.00	1,612.92	376,723.31
03/17/25	03/17/25	Purchase - Interest 344928AD8	1.00	458.65	377,181.96
03/17/25	03/17/25	Purchase - Interest 362554AC1	1.00	6.65	377,188.61
03/17/25	03/17/25	Purchase - Interest 36265QAD8	1.00	694.31	377,882.92
03/17/25	03/17/25	Purchase - Interest 41285JAD0	1.00	587.81	378,470.73
03/17/25	03/17/25	Purchase - Interest 44935FAD6	1.00	1.03	378,471.76
03/17/25	03/17/25	Purchase - Interest 65480JAC4	1.00	334.78	378,806.54
03/17/25	03/17/25	Purchase - Interest 891940AC2	1.00	794.29	379,600.83
03/17/25	03/17/25	Purchase - Principal 650036DT0	1.00	325,000.00	704,600.83
03/17/25	03/17/25	Purchase - Principal 14318MAD1	1.00	9,867.15	714,467.98
03/17/25	03/17/25	Purchase - Principal 362554AC1	1.00	2,968.70	717,436.68
03/17/25	03/17/25	Purchase - Principal 36265QAD8	1.00	14,877.52	732,314.20
03/17/25	03/17/25	Purchase - Principal 344928AD8	1.00	7,321.61	739,635.81
03/17/25	03/17/25	Purchase - Principal 41285JAD0	1.00	9,573.64	749,209.45
03/17/25	03/17/25	Purchase - Principal 65480JAC4	1.00	6,471.73	755,681.18
03/17/25	03/17/25	Purchase - Principal 891940AC2	1.00	12,707.52	768,388.70



Account Statement

For the Month Ending **March 31, 2025**

CITY OF LAKE ELSINORE - LAKE ELSINORE - CITY FUNDS

Trade Date	Settlement Date	Transaction Description	Share or Unit Price	Dollar Amount of Transaction	Total Shares Owned
CAMP Pool					
03/17/25	03/17/25	Purchase - Principal 44935FAD6	1.00	1,669.76	770,058.46
03/18/25	03/18/25	Purchase - Interest 43815QAC1	1.00	1,442.67	771,501.13
03/21/25	03/21/25	Purchase - Interest 438123AC5	1.00	401.63	771,902.76
03/21/25	03/21/25	Purchase - Interest 43815GAC3	1.00	6.22	771,908.98
03/21/25	03/21/25	Purchase - Principal 43815GAC3	1.00	3,365.20	775,274.18
03/24/25	03/24/25	Purchase - Interest 3137EAEX3	1.00	1,312.50	776,586.68
03/25/25	03/25/25	Purchase - Interest 3136BQDE6	1.00	1,830.71	778,417.39
03/25/25	03/25/25	Purchase - Interest 3137BNGT5	1.00	593.58	779,010.97
03/25/25	03/25/25	Purchase - Interest 3137BSP72	1.00	1,215.96	780,226.93
03/25/25	03/25/25	Purchase - Interest 3137BTUM1	1.00	1,029.31	781,256.24
03/25/25	03/25/25	Purchase - Interest 3137BXQY1	1.00	1,477.67	782,733.91
03/25/25	03/25/25	Purchase - Interest 3137F1G44	1.00	1,486.38	784,220.29
03/25/25	03/25/25	Purchase - Interest 3137HACX2	1.00	2,208.71	786,429.00
03/25/25	03/25/25	Purchase - Interest 3137HAD45	1.00	1,730.98	788,159.98
03/25/25	03/25/25	Purchase - Interest 3137HAMH6	1.00	3,100.00	791,259.98
03/25/25	03/25/25	Purchase - Interest 3137HAMS2	1.00	2,000.00	793,259.98
03/25/25	03/25/25	Purchase - Interest 3137HAQ74	1.00	1,975.00	795,234.98
03/25/25	03/25/25	Purchase - Interest 3137HAST4	1.00	1,515.63	796,750.61
03/25/25	03/25/25	Purchase - Interest 3137HB3D4	1.00	760.35	797,510.96
03/25/25	03/25/25	Purchase - Interest 3137HB3G7	1.00	1,113.75	798,624.71
03/25/25	03/25/25	Purchase - Interest 3137HBC69	1.00	1,578.20	800,202.91
03/25/25	03/25/25	Purchase - Interest 3137HBLV4	1.00	1,104.90	801,307.81



Account Statement

For the Month Ending **March 31, 2025**

CITY OF LAKE ELSINORE - LAKE ELSINORE - CITY FUNDS

Trade Date	Settlement Date	Transaction Description	Share or Unit Price	Dollar Amount of Transaction	Total Shares Owned
CAMP Pool					
03/25/25	03/25/25	Purchase - Interest 3137HDJJ0	1.00	2,201.38	803,509.19
03/25/25	03/25/25	Purchase - Interest 3137HDV56	1.00	1,730.67	805,239.86
03/25/25	03/25/25	Purchase - Interest 3137HDXL9	1.00	1,873.99	807,113.85
03/25/25	03/25/25	Purchase - Principal 3137HAD45	1.00	545.12	807,658.97
03/25/25	03/25/25	Purchase - Principal 3137HBC69	1.00	1,746.66	809,405.63
03/25/25	03/25/25	Purchase - Principal 3137BTUM1	1.00	871.63	810,277.26
03/25/25	03/25/25	Purchase - Principal 3137BNGT5	1.00	584.36	810,861.62
03/25/25	03/25/25	Purchase - Principal 3136BQDE6	1.00	3.79	810,865.41
03/31/25	03/31/25	Purchase - Interest 17325FBB3	1.00	21,761.25	832,626.66
03/31/25	03/31/25	Redemption - Principal 92348KDY6	1.00	(414,982.16)	417,644.50
03/31/25	03/31/25	IP Fees February 2025	1.00	(3,725.53)	413,918.97
03/31/25	03/31/25	U.S. Bank Fees January 2025	1.00	(203.05)	413,715.92
03/31/25	04/01/25	Accrual Income Div Reinvestment - Distributions	1.00	2,003.76	415,719.68



Account Statement

For the Month Ending **March 31, 2025**

CITY OF LAKE ELSINORE - LAKE ELSINORE - CITY FUNDS

Trade Date	Settlement Date	Transaction Description	Share or Unit Price	Dollar Amount of Transaction	Total Shares Owned
Closing Balance					415,719.68
		Month of March	Fiscal YTD January-March		
Opening Balance		442,285.89	269,919.92	Closing Balance	415,719.68
Purchases		3,087,801.95	6,070,770.15	Average Monthly Balance	528,453.66
Redemptions (Excl. Checks)		(3,114,368.16)	(5,924,970.39)	Monthly Distribution Yield	4.47%
Check Disbursements		0.00	0.00		
Closing Balance		415,719.68	415,719.68		
Cash Dividends and Income		2,003.76	3,108.54		