



**CITY OF LAKE ELSINORE**  
**INVESTMENT REPORT**

**CITY OF LAKE ELSINORE**  
**INVESTMENT REPORT OF POOLED CASH AND INVESTMENTS**  
**AS OF DECEMBER 31, 2024**

	BANK BALANCE	DEPOSITS IN TRANSIT	OUTSTANDING PAYMENTS	BOOK BALANCE
<b>CASH ACCOUNTS</b>				
Bank Accounts:				
General Checking Account	\$ 3,748,942	\$ 165,640	\$ (28,422)	\$ 3,886,160
Cash On Hand:				
Cashier Drawers #1 & #2	-	-	-	300
City of Lake Elsinore Petty Cash Fund	-	-	-	2,000
Total Cash Accounts	3,748,942	165,640	(28,422)	3,888,460
<b>INVESTMENTS</b>				
Local Agency Investment Funds	63,648,272	-	-	63,648,272
CAMP Investments:				
CAMP Pool Account	269,920	-	-	269,920
U.S. Treasury Bond / Note	22,954,692	-	-	22,954,692
Municipal Bond / Note	1,236,023	-	-	1,236,023
Federal Agency Commercial Mortgage-Backed Security	8,461,341	-	-	8,461,341
Federal Agency Bond / Note	2,266,362	-	-	2,266,362
Corporate Note	12,061,922	-	-	12,061,922
Certificate of Deposit	900,000	-	-	900,000
Bank Note	525,525	-	-	525,525
Asset-Backed Security	5,012,055	-	-	5,012,055
Sub-total Investments	117,336,112	-	-	117,336,112
Market Value Adjustment:				
Unrealized Gain/(Loss) at 11/30/2024	978,225	-	-	978,225
Total Investments	118,314,337	-	-	118,314,337
Total Pooled Cash and Investments	\$ 122,063,278	\$ 165,640	\$ (28,422)	\$ 122,202,797
<b>TOTAL POOLED CASH AND INVESTMENTS</b>				<b>\$ 122,202,797</b>

I certify that this report accurately reflects all pooled investments and it is in conformity with the investment policy as approved by the City Council on June 11, 2024. A copy of this policy is available in the office of the City Clerk. The pooled investments shown above provide sufficient cash flow liquidity to meet the next six months estimated expenditures.

Jason P. Simpson  
City Manager

January 13, 2025  
Date

**CITY OF LAKE ELSINORE**  
**POOLED CASH AND INVESTMENTS BY FUND**  
**AS OF DECEMBER 31, 2024**

<u>FUND NO</u>	<u>FUND NAME</u>	<u>AMOUNT</u>
100	General	\$ 7,645,195
102	Measure Z	16,206,589
104	Traffic Offender	1,250
106	Affordable Housing In Lieu	1,592,641
107	Developer Agreement Revenue	651,189
108	American Rescue Plan	5,080,645
109	Road Maintenance and Rehabilitation (SB1)	2,830,599
110	State Gas Tax	1,116,860
111	TUMF C.I.P.	138,255
112	Measure A	1,213,019
114	SB1186 CASP Education Program	75,351
116	City Hall-Public Works DIF	544,987
117	Community Center DIF	554,312
118	Lake Side Facility DIF	780,113
119	Animal Shelter DIF	78,121
121	T.R.I.P.-2014A	534
135	Lighting & Landscape Maintenance - Dist. No. 1	1,611,317
140	Geothermal	12,608
160	PEG Grant	6,683
202	La Strada RBBD	25,714
203	E.L.S.P. - S.T.I.F.	3,626,089
205	Traffic Impact Fee	745,028
211	Storm Drain C.I.P.	2,418,783
231	Library C.I.P.	1,137,466
232	City Fire Protection	1,180,234
300	Insurance Service	1,256,832
305	Information Systems Service	2,988,903
310	Support Service	44,883
315	Fleet Service	1,071,178
320	Facilities Service	2,608,099
331	CFD 2006-1CC Summerly Improvement Area CC	1,489
335	CFD 2003-2E Canyon Hills Improvement Area E	860
337	CFD 2016-2 Canyon Hills	35,143
338	CFD 2006-1 IA-JJ Summerly Improvement Area	8,655
339	CFD 2006-1 IA-KK Summerly Improvement Area	7,576
345	CFD 2003-2 Improvement Area D, Canyon Hills	18,694
346	CFD 2014-1 Southshore	62,389
351	CFD 2006-1 IA-II Summerly Improvement	13,923
361	CFD 2022-2 Lakeshore Improvement	3,565
364	CFD 2023-2 Coastal Mission Trail Improvement	3,838

**CITY OF LAKE ELSINORE**  
**POOLED CASH AND INVESTMENTS BY FUND**  
**AS OF DECEMBER 31, 2024**

<u>FUND NO</u>	<u>FUND NAME</u>	<u>AMOUNT</u>
377	CFD 2006-6 Tessara	4,507
397	CFD 2018-3 Village at Lakeshore	10,917
500	Capital Improvement Plan	12,656,971
603	Endowment Trust - Carl Graves	66,677
604	Endowment Trust - Korn Memorial	36,229
605	Public Improvement Trust	2,604,670
606	Mobile Source Air Pollution Reduction	169,257
608	Trust Deposit & Pre Paid Expense	1,638,885
617	Successor Agency Housing	42,585,228
620	Cost Recovery System	4,612,981
631	Lake Destratification Equipment Replacement	416,865
	<b>Total Pooled Cash &amp; Investments</b>	<b>\$ 122,202,797</b>

**CITY OF LAKE ELSINORE**  
**SUMMARY OF POLICY LIMITATIONS**  
**FOR THE MONTH ENDING DECEMBER 31, 2024**

<u>TYPES OF SECURITIES</u>	<u>MAXIMUM PERCENTAGE</u>	<u>DIVERSIFICATION PERCENTAGE</u>	<u>CURRENT BALANCE</u>
CAMP - Pooled Sweep Account	Unlimited	0.23%	\$ 269,920
U.S. Treasury Bond / Note	Unlimited	19.56%	\$ 22,954,692
Supra-National Agency Bond / Note	30%	0.00%	\$ -
Municipal Bond / Note	Unlimited	1.05%	\$ 1,236,023
Federal Agency Collateralized Mortgage Obligation	40%	7.21%	\$ 8,461,341
Federal Agency Bond / Note	Unlimited	1.93%	<sup>(1)</sup> \$ 2,266,362
Banker's Acceptance	40.00%	0.00%	\$ -
Corporate Note (Includes Bank Note)	30%	10.73%	\$ 12,587,447
Commercial Paper	25%	0.00%	\$ -
Negotiable Certificates of Deposit	30%	0.77%	\$ 900,000
Asset-Backed Security / Collateralized Mortgage	20%	4.27%	\$ 5,012,055
Repurchase Agreements	Unlimited	0	\$ -
Reverse Repurchase Agreements	10.00%	0.00%	\$ -
LAIF (Local Agency Investment Funds)	\$150 Million	54.24%	<sup>(2)</sup> \$ 63,648,272
TOTAL		100.00%	\$ 117,336,112

Note:

<sup>(1)</sup> No more than 40% in any one federal agency. See CAMP Portfolio Statement for listing of agencies.

<sup>(2)</sup> Investment in LAIF may not exceed \$75 million in each agency.



## **Local Agency Investment Fund**



## PMIA/LAIF Performance Report as of 01/08/25



### Quarterly Performance Quarter Ended 09/30/24

LAIF Apportionment Rate <sup>(2)</sup> :	4.71
LAIF Earnings Ratio <sup>(2)</sup> :	0.00012912073474208
LAIF Administrative Cost <sup>(1)*</sup> :	0.26
LAIF Fair Value Factor <sup>(1)</sup> :	1.002061084
PMIA Daily <sup>(1)</sup> :	4.58
PMIA Quarter to Date <sup>(1)</sup> :	4.56
PMIA Average Life <sup>(1)</sup> :	231

### PMIA Average Monthly Effective Yields<sup>(1)</sup>

December	4.434
November	4.477
October	4.518
September	4.575
August	4.579
July	4.516

### Pooled Money Investment Account Monthly Portfolio Composition <sup>(1)</sup> 11/30/24 \$146.8 billion

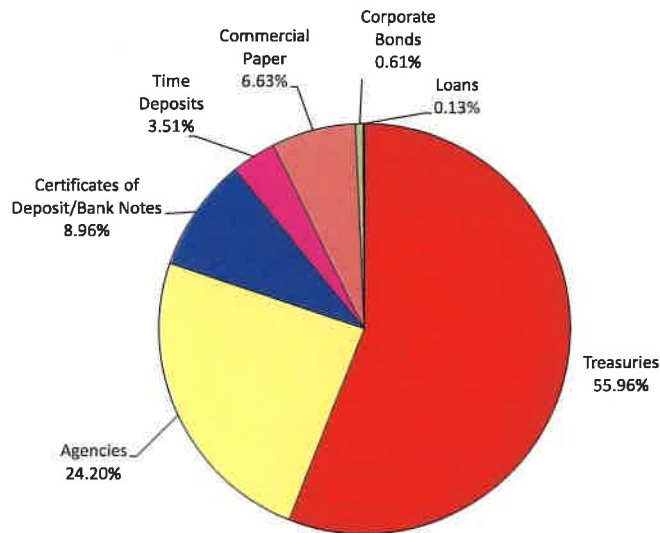


Chart does not include \$1,290,000.00 in mortgages, which equates to 0.001%. Percentages may not total 100% due to rounding.

Daily rates are now available here. [View PMIA Daily Rates](#)

Notes: The apportionment rate includes interest earned on the CalPERS Supplemental Pension Payment pursuant to Government Code 20825 (c)(1) and interest earned on the Wildfire Fund loan pursuant to Public Utility Code 3288 (a).

\*The percentage of administrative cost equals the total administrative cost divided by the quarterly interest earnings. The law provides that administrative costs are not to exceed 5% of quarterly EARNINGS of the fund. However, if the 13-week Daily Treasury Bill Rate on the last day of the fiscal year is below 1%, then administrative costs shall not exceed 8% of quarterly EARNINGS of the fund for the subsequent fiscal year.

Source:

<sup>(1)</sup> State of California, Office of the Treasurer

<sup>(2)</sup> State of California, Office of the Controller

**CITY OF LAKE ELSINORE**  
**LOCAL AGENCY INVESTMENT FUND**  
**TRANSACTION SUMMARY**  
**FOR THE MONTH ENDING DECEMBER 31, 2024**

<u>Yield</u>	<u>Purchase Date</u>	<u>Maturity Rate</u>
4.434%	Daily	24-Hour

<u>Investment</u>	<u>Beginning Balance</u>	<u>Net Increase/(Decrease)</u>	<u>Ending Balance</u>
Total Investments Held with Local Agency Investment Fund:	\$ 57,648,272	\$ 6,000,000	\$ 63,648,272

Note:  
Per California State Treasurer, LAIF Statute 16429.1: Separate accounts for each governmental unit shall be maintained.





## **CAMP**

### **Investment Portfolio**




## Account Statement - Transaction Summary

For the Month Ending **December 31, 2024**

### CITY OF LAKE ELSINORE - LAKE ELSINORE - CITY FUNDS

CAMP Pool	
Opening Market Value	305,271.70
Purchases	2,580,993.29
Redemptions	(2,616,345.07)
Unsettled Trades	0.00
Change in Value	0.00
<b>Closing Market Value</b>	<b>\$269,919.92</b>
Cash Dividends and Income	653.29
CAMP Managed Account	
Opening Market Value	53,472,169.61
Purchases	2,565,773.44
Redemptions	(2,452,791.39)
Unsettled Trades	0.00
Change in Value	(188,069.15)
<b>Closing Market Value</b>	<b>\$53,397,082.51</b>
Cash Dividends and Income	201,856.58

Asset Summary		
	December 31, 2024	November 30, 2024
CAMP Pool	269,919.92	305,271.70
CAMP Managed Account	53,397,082.51	53,472,169.61
<b>Total</b>	<b>\$53,667,002.43</b>	<b>\$53,777,441.31</b>
Asset Allocation		





## Managed Account Summary Statement

For the Month Ending **December 31, 2024**

### CITY OF LAKE ELSINORE - LAKE ELSINORE - CITY FUNDS

Transaction Summary - Money Market		Transaction Summary - Managed Account		Account Total	
<b>Opening Market Value</b>	<b>\$305,271.70</b>	<b>Opening Market Value</b>	<b>\$53,472,169.61</b>	<b>Opening Market Value</b>	<b>\$53,777,441.31</b>
Purchases	2,580,993.29	Maturities/Calls	(388,875.37)		
Redemptions	(2,616,345.07)	Principal Dispositions	(2,063,916.02)		
		Principal Acquisitions	2,565,773.44		
		Unsettled Trades	0.00		
		Change in Current Value	(188,069.15)		
<b>Closing Market Value</b>	<b>\$269,919.92</b>	<b>Closing Market Value</b>	<b>\$53,397,082.51</b>	<b>Closing Market Value</b>	<b>\$53,667,002.43</b>
Dividend	653.29				

Earnings Reconciliation (Cash Basis) - Managed Account		Cash Balance	
Interest/Dividends/Coupons Received	203,470.49	<b>Closing Cash Balance</b>	<b>\$0.00</b>
Less Purchased Interest Related to Interest/Coupons	(42,126.36)		
Plus Net Realized Gains/Losses	40,512.45		
<b>Total Cash Basis Earnings</b>	<b>\$201,856.58</b>		

Earnings Reconciliation (Accrual Basis)		Managed Account	Total	Cash Transactions Summary- Managed Account	
Ending Amortized Value of Securities	53,670,091.35	53,940,011.27		Maturities/Calls	225,000.00
Ending Accrued Interest	308,247.43	308,247.43		Sale Proceeds	2,066,410.50
Plus Proceeds from Sales	2,066,410.50	4,682,755.57		Coupon/Interest/Dividend Income	200,976.01
Plus Proceeds of Maturities/Calls/Principal Payments	388,875.37	388,875.37		Principal Payments	163,875.37
Plus Coupons/Dividends Received	200,976.01	200,976.01		Security Purchases	(2,607,899.80)
Less Cost of New Purchases	(2,607,899.80)	(5,188,893.09)		Net Cash Contribution	(48,362.08)
Less Beginning Amortized Value of Securities	(53,547,856.14)	(53,853,127.84)		Reconciling Transactions	0.00
Less Beginning Accrued Interest	(318,916.24)	(318,916.24)			
Dividends	0.00	653.29			
<b>Total Accrual Basis Earnings</b>	<b>\$159,928.48</b>	<b>\$160,581.77</b>			



## Portfolio Summary and Statistics

For the Month Ending **December 31, 2024**

### CITY OF LAKE ELSINORE - LAKE ELSINORE - CITY FUNDS

#### Account Summary

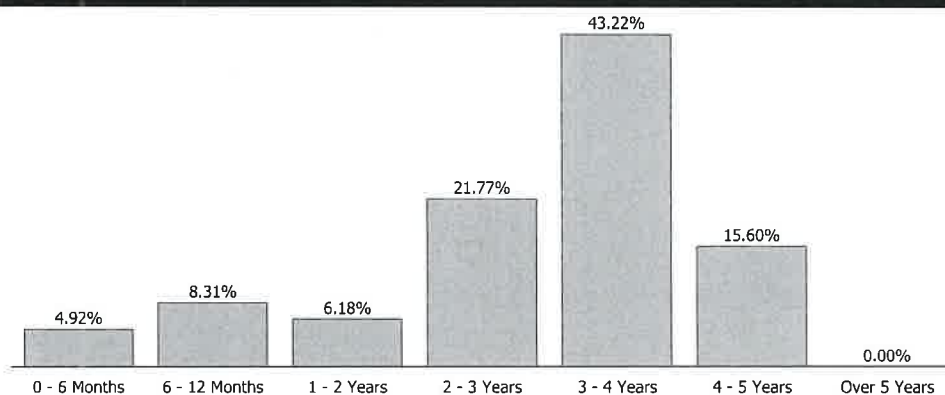
Description	Par Value	Market Value	Percent
U.S. Treasury Bond / Note	24,150,000.00	23,002,221.19	42.87
Municipal Bond / Note	1,235,000.00	1,220,898.65	2.27
Federal Agency Commercial	8,596,422.06	8,522,709.41	15.88
Mortgage-Backed Security			
Federal Agency Bond / Note	2,275,000.00	2,213,589.93	4.12
Corporate Note	12,125,000.00	11,955,720.20	22.28
Certificate of Deposit	900,000.00	910,332.90	1.70
Bank Note	525,000.00	526,649.55	0.98
Asset-Backed Security	5,012,779.47	5,044,960.68	9.40
<b>Managed Account Sub-Total</b>	<b>54,819,201.52</b>	<b>53,397,082.51</b>	<b>99.50%</b>
Accrued Interest		308,247.43	
<b>Total Portfolio</b>	<b>54,819,201.52</b>	<b>53,705,329.94</b>	
CAMP Pool	269,919.92	269,919.92	0.50
<b>Total Investments</b>	<b>55,089,121.44</b>	<b>53,975,249.86</b>	<b>100.00%</b>

#### Unsettled Trades

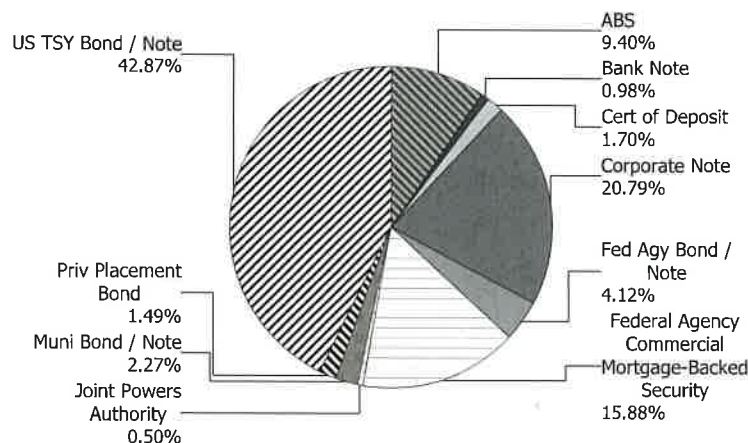
0.00

0.00

#### Maturity Distribution



#### Sector Allocation



#### Characteristics

Yield to Maturity at Cost	4.01%
Yield to Maturity at Market	4.49%
Weighted Average Days to Maturity	1047



## Managed Account Issuer Summary

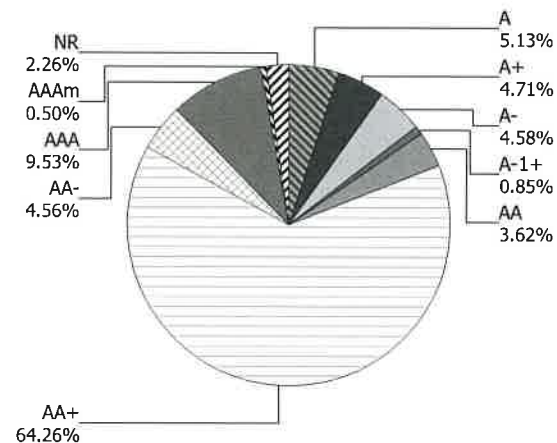
For the Month Ending **December 31, 2024**

### CITY OF LAKE ELSINORE - LAKE ELSINORE - CITY FUNDS

#### Issuer Summary

Issuer	Market Value of Holdings	Percent
Abbott Laboratories	224,006.40	0.42
Adobe Inc	376,992.38	0.70
Air Products and Chemicals Inc	338,434.30	0.63
Amazon.com Inc	468,071.65	0.87
American Express Co	1,475,730.17	2.74
Apple Inc	745,410.50	1.39
BA Credit Card Trust	352,477.16	0.66
Bank of America Corp	223,898.18	0.42
Bank of New York Mellon Corp	452,281.70	0.84
Bayerische Motoren Werke AG	165,942.35	0.31
Berkshire Hathaway Inc	454,964.02	0.85
BlackRock Inc	775,687.43	1.45
Bristol-Myers Squibb Co	367,075.88	0.68
California State University	82,612.35	0.15
CAMP Pool	269,919.92	0.50
Capital One Financial Corp	735,939.58	1.37
CarMax Inc	127,586.69	0.24
Caterpillar Inc	212,957.10	0.40
Charles Schwab Corp	291,423.60	0.54
Cintas Corp	64,694.70	0.12
Cisco Systems Inc	422,643.90	0.79
Citigroup Inc	773,343.75	1.44
Deere & Co	378,622.50	0.71
Discover Card Execution Note Trust	671,559.63	1.25
Federal Home Loan Banks	146,082.00	0.27
Federal Home Loan Mortgage Corp	9,104,140.01	16.95
Federal National Mortgage Association	1,486,077.33	2.76
Fifth Third Auto Trust	353,838.80	0.66
Ford Credit Auto Owner Trust	130,162.24	0.24
General Dynamics Corp	224,205.53	0.42
GM Financial Consumer Automobile Receiv	223,940.76	0.42
Harley-Davidson Inc	159,069.07	0.30

#### Credit Quality (S&P Ratings)





## Managed Account Issuer Summary

For the Month Ending **December 31, 2024**

### CITY OF LAKE ELSINORE - LAKE ELSINORE - CITY FUNDS

Issuer	Market Value of Holdings	Percent
Home Depot Inc	400,667.55	0.75
Honda Auto Receivables Owner Trust	425,102.93	0.79
Honda Motor Co Ltd	388,906.40	0.72
Hyundai Auto Receivables Trust	8,326.00	0.02
International Business Machines Corp	224,093.93	0.42
JPMorgan Chase & Co	584,145.34	1.09
Lockheed Martin Corp	59,565.18	0.11
Microsoft Corp	734,279.25	1.37
Morgan Stanley	526,649.55	0.98
National Australia Bank Ltd	741,181.00	1.38
National Rural Utilities Cooperative Fi	385,804.00	0.72
New York State Urban Development Corp	322,601.83	0.60
Nissan Auto Receivables Owner Trust	104,958.90	0.20
Nordea Bank Abp	455,080.05	0.85
PACCAR Inc	174,512.98	0.33
Roche Holding AG	408,102.93	0.76
San Juan Unified School District	127,290.02	0.24
State Board of Administration Finance C	304,829.20	0.57
State of California	201,721.20	0.38
State of Minnesota	97,944.80	0.18
Target Corp	38,050.80	0.07
Texas Instruments Inc	85,152.92	0.16
Toronto-Dominion Bank	455,252.85	0.85
Toyota Auto Receivables Owner Trust	233,515.59	0.44
Toyota Motor Corp	374,155.88	0.70
United Services Automobile Association	224,160.75	0.42
United States Treasury	23,002,221.19	42.85
UnitedHealth Group Inc	215,038.58	0.40
University of California Board of Regen	83,899.25	0.16
<b>Total</b>	<b>\$53,667,002.43</b>	<b>100.00%</b>



## Managed Account Detail of Securities Held

For the Month Ending **December 31, 2024**

### CITY OF LAKE ELSINORE - LAKE ELSINORE - CITY FUNDS

Security Type/Description Dated Date/Coupon/Maturity	CUSIP	Par	S&P Rating	Moody's Rating	Trade Date	Settle Date	Original Cost	YTM at Cost	Accrued Interest	Amortized Cost	Market Value
<b>U.S. Treasury Bond / Note</b>											
US TREASURY N/B DTD 06/30/2020 0.250% 06/30/2025	912828ZW3	50,000.00	AA+	Aaa	04/01/21	04/05/21	49,031.25	0.71	0.35	49,887.28	49,043.45
US TREASURY N/B DTD 11/15/2016 2.000% 11/15/2026	912828U24	1,625,000.00	AA+	Aaa	01/13/23	01/17/23	1,526,230.47	3.72	4,219.61	1,576,745.64	1,559,493.00
US TREASURY N/B DTD 05/02/2022 2.750% 04/30/2027	91282CEN7	1,200,000.00	AA+	Aaa	01/31/23	02/03/23	1,155,421.88	3.70	5,651.93	1,175,535.34	1,160,016.00
US TREASURY N/B DTD 08/01/2022 2.750% 07/31/2027	91282CFB2	375,000.00	AA+	Aaa	05/01/23	05/05/23	362,329.10	3.62	4,315.56	367,297.60	361,113.37
US TREASURY N/B DTD 08/01/2022 2.750% 07/31/2027	91282CFB2	400,000.00	AA+	Aaa	03/02/23	03/06/23	373,265.62	4.44	4,603.26	384,355.07	385,187.60
US TREASURY N/B DTD 08/01/2022 2.750% 07/31/2027	91282CFB2	600,000.00	AA+	Aaa	07/03/23	07/07/23	565,640.63	4.30	6,904.89	578,227.50	577,781.40
US TREASURY N/B DTD 08/01/2022 2.750% 07/31/2027	91282CFB2	825,000.00	AA+	Aaa	06/02/23	06/06/23	786,779.30	3.97	9,494.23	801,275.94	794,449.42
US TREASURY N/B DTD 11/30/2022 3.875% 11/30/2027	91282CFZ9	1,175,000.00	AA+	Aaa	01/02/24	01/05/24	1,170,501.95	3.98	4,002.75	1,171,644.61	1,161,597.95
US TREASURY N/B DTD 11/30/2022 3.875% 11/30/2027	91282CFZ9	1,200,000.00	AA+	Aaa	12/01/23	12/05/23	1,184,109.38	4.24	4,087.91	1,188,398.54	1,186,312.80
US TREASURY N/B DTD 02/28/2023 4.000% 02/29/2028	91282CGP0	400,000.00	AA+	Aaa	04/03/24	04/05/24	393,640.63	4.45	5,436.46	394,850.03	396,312.40
US TREASURY N/B DTD 02/28/2023 4.000% 02/29/2028	91282CGP0	600,000.00	AA+	Aaa	02/02/24	02/06/24	602,507.81	3.89	8,154.70	601,950.14	594,468.60
US TREASURY N/B DTD 02/28/2023 4.000% 02/29/2028	91282CGP0	1,350,000.00	AA+	Aaa	03/01/24	03/06/24	1,335,287.11	4.30	18,348.07	1,338,330.81	1,337,554.35
US TREASURY N/B DTD 02/28/2023 4.000% 02/29/2028	91282CGP0	2,450,000.00	AA+	Aaa	05/01/24	05/06/24	2,383,390.63	4.79	33,298.34	2,394,033.93	2,427,413.45
US TREASURY N/B DTD 06/30/2021 1.250% 06/30/2028	91282CCH2	225,000.00	AA+	Aaa	07/01/24	07/03/24	198,641.60	4.49	7.77	201,659.59	202,702.05





## Managed Account Detail of Securities Held

For the Month Ending **December 31, 2024**

### CITY OF LAKE ELSINORE - LAKE ELSINORE - CITY FUNDS

Security Type/Description Dated Date/Coupon/Maturity	CUSIP	Par	S&P Rating	Moody's Rating	Trade Date	Settle Date	Original Cost	YTM at Cost	Accrued Interest	Amortized Cost	Market Value
<b>U.S. Treasury Bond / Note</b>											
US TREASURY N/B DTD 06/30/2021 1.250% 06/30/2028	91282CCH2	1,275,000.00	AA+	Aaa	09/04/24	09/06/24	1,169,364.26	3.59	44.03	1,177,606.75	1,148,644.95
US TREASURY N/B DTD 06/30/2021 1.250% 06/30/2028	91282CCH2	1,300,000.00	AA+	Aaa	08/01/24	08/05/24	1,173,960.94	3.96	44.89	1,186,144.57	1,171,167.40
US TREASURY N/B DTD 06/30/2021 1.250% 06/30/2028	91282CCH2	2,400,000.00	AA+	Aaa	10/01/24	10/07/24	2,211,468.75	3.51	82.87	2,222,527.87	2,162,155.20
US TREASURY N/B DTD 06/30/2021 1.250% 06/30/2028	91282CCH2	2,900,000.00	AA+	Aaa	06/06/24	06/11/24	2,565,253.91	4.39	100.14	2,607,663.86	2,612,604.20
US TREASURY N/B DTD 01/02/2024 3.750% 12/31/2028	91282CJR3	1,200,000.00	AA+	Aaa	10/31/24	11/05/24	1,182,093.75	4.14	124.31	1,182,708.18	1,172,906.40
US TREASURY N/B DTD 01/02/2024 3.750% 12/31/2028	91282CJR3	2,600,000.00	AA+	Aaa	12/03/24	12/06/24	2,565,773.44	4.10	269.34	2,566,319.21	2,541,297.20
<b>Security Type Sub-Total</b>		<b>24,150,000.00</b>					<b>22,954,692.41</b>	<b>4.08</b>	<b>109,191.41</b>	<b>23,167,162.46</b>	<b>23,002,221.19</b>
<b>Municipal Bond / Note</b>											
NY ST URBAN DEV-F-1 DTD 12/23/2020 0.870% 03/15/2025	650036DT0	325,000.00	NR	NR	12/16/20	12/23/20	325,000.00	0.87	832.54	325,000.00	322,601.83
UNIV OF CALIFORNIA-BG (CALLABLE) DTD 07/16/2020 0.883% 05/15/2025	91412HGE7	85,000.00	AA	Aa2	07/10/20	07/16/20	85,000.00	0.88	95.90	85,000.00	83,899.25
FLORIDA ST BRD OF ADM DTD 09/16/2020 1.258% 07/01/2025	341271AD6	65,000.00	AA	Aa2	09/03/20	09/16/20	65,459.55	1.11	408.85	65,047.95	63,915.80
FLORIDA ST BRD OF ADM DTD 09/16/2020 1.258% 07/01/2025	341271AD6	85,000.00	AA	Aa2	09/03/20	09/16/20	85,563.55	1.12	534.65	85,058.81	83,582.20
FLORIDA ST BRD OF ADM DTD 09/16/2020 1.258% 07/01/2025	341271AD6	160,000.00	AA	Aa2	09/03/20	09/16/20	160,000.00	1.26	1,006.40	160,000.00	157,331.20
MINNESOTA ST-F-UNREF DTD 08/25/2020 0.630% 08/01/2025	60412AK85	100,000.00	AAA	Aaa	05/07/24	05/07/24	100,000.00	0.63	262.50	100,000.00	97,944.80
SAN JUAN CA UNIF SCH DTD 10/29/2020 0.852% 08/01/2025	798306WP7	130,000.00	NR	Aa2	10/16/20	10/29/20	130,000.00	0.85	461.50	130,000.00	127,290.02





## Managed Account Detail of Securities Held

For the Month Ending **December 31, 2024**

### CITY OF LAKE ELSINORE - LAKE ELSINORE - CITY FUNDS

Security Type/Description Dated Date/Coupon/Maturity	CUSIP	Par	S&P Rating	Moody's Rating	Trade Date	Settle Date	Original Cost	YTM at Cost	Accrued Interest	Amortized Cost	Market Value
<b>Municipal Bond / Note</b>											
CALIFORNIA ST UNIV-B DTD 07/29/2021 0.862% 11/01/2025	13077DOD7	85,000.00	AA-	Aa2	07/09/21	07/29/21	85,000.00	0.86	122.12	85,000.00	82,612.35
CA ST DTD 03/15/2023 4.846% 03/01/2027	13063D3N6	200,000.00	AA-	Aa2	03/09/23	03/15/23	200,000.00	4.85	3,230.67	200,000.00	201,721.20
<b>Security Type Sub-Total</b>		<b>1,235,000.00</b>					<b>1,236,023.10</b>	<b>1.59</b>	<b>6,955.13</b>	<b>1,235,106.76</b>	<b>1,220,898.65</b>
<b>Federal Agency Commercial Mortgage-Backed Security</b>											
FHMS K054 A2 DTD 04/01/2016 2.745% 01/01/2026	3137BNGT5	268,278.85	AA+	Aaa	04/11/23	04/14/23	257,170.43	4.32	613.69	264,017.48	263,695.84
FHMS K058 A2 DTD 11/01/2016 2.653% 08/01/2026	3137BSP72	550,000.00	AA+	Aaa	04/06/23	04/12/23	526,839.84	3.98	1,215.96	538,658.59	533,805.80
FHMS K061 A2 DTD 01/01/2017 3.347% 11/01/2026	3137BTUM1	370,510.82	AA+	Aaa	05/19/23	05/24/23	359,106.04	4.29	1,033.42	364,324.56	361,623.75
FHMS K064 A2 DTD 05/01/2017 3.224% 03/01/2027	3137BXOY1	550,000.00	AA+	Aaa	08/16/23	08/18/23	518,804.69	4.94	1,477.67	530,662.27	534,926.15
FHMS K065 A2 DTD 07/01/2017 3.243% 04/01/2027	3137F1G44	550,000.00	AA+	Aaa	06/08/23	06/13/23	527,033.20	4.42	1,486.38	536,239.72	533,940.00
FHMS KJ48 A1 DTD 12/01/2023 4.858% 05/01/2028	3137HBC69	391,621.52	AA+	Aaa	12/06/23	12/14/23	391,618.38	4.86	1,585.41	391,620.29	393,233.43
FHMS KJ46 A1 DTD 07/01/2023 4.777% 06/01/2028	3137HAD45	435,463.89	AA+	Aaa	07/19/23	07/27/23	435,453.04	4.78	1,733.51	435,456.19	434,206.27
FHMS K505 A2 DTD 07/01/2023 4.819% 06/01/2028	3137HACX2	550,000.00	AA+	Aaa	07/13/23	07/20/23	555,493.40	4.59	2,208.71	553,880.97	551,252.35
FNA 2023-M6 A2 DTD 07/01/2023 4.181% 07/01/2028	3136BODE6	525,546.98	AA+	Aaa	07/18/23	07/31/23	516,637.31	4.58	1,831.17	519,170.16	515,147.98
FHMS K508 A2 DTD 10/01/2023 4.740% 08/01/2028	3137HAQ74	500,000.00	AA+	Aaa	10/11/23	10/19/23	489,032.00	5.25	1,975.00	491,483.66	499,854.50



## Managed Account Detail of Securities Held

For the Month Ending **December 31, 2024**

### CITY OF LAKE ELSINORE - LAKE ELSINORE - CITY FUNDS

Security Type/Description Dated Date/Coupon/Maturity	CUSIP	Par	S&P Rating	Moody's Rating	Trade Date	Settle Date	Original Cost	YTM at Cost	Accrued Interest	Amortized Cost	Market Value
<b>Federal Agency Commercial Mortgage-Backed Security</b>											
FHMS K506 A2 DTD 09/01/2023 4.650% 08/01/2028	3137HAMH6	800,000.00	AA+	Aaa	09/07/23	09/14/23	788,165.60	4.99	3,100.00	790,982.87	798,265.60
FHMS K509 A2 DTD 10/01/2023 4.850% 09/01/2028	3137HAST4	375,000.00	AA+	Aaa	10/25/23	10/31/23	363,043.88	5.60	1,515.63	365,450.66	376,462.50
FHMS K507 A2 DTD 09/01/2023 4.800% 09/01/2028	3137HAMS2	500,000.00	AA+	Aaa	09/20/23	09/28/23	494,023.50	5.07	2,000.00	495,317.08	500,972.00
FHMS K510 A2 DTD 11/01/2023 5.069% 10/01/2028	3137HB3D4	180,000.00	AA+	Aaa	11/14/23	11/21/23	179,479.62	5.14	760.35	179,585.54	181,953.36
FHMS K511 A2 DTD 12/01/2023 4.860% 10/01/2028	3137HB3G7	275,000.00	AA+	Aaa	11/28/23	12/07/23	274,209.93	4.93	1,113.75	274,366.21	275,887.43
FHMS K514 A2 DTD 02/01/2024 4.572% 12/01/2028	3137HBLV4	290,000.00	AA+	Aaa	02/01/24	02/08/24	292,899.71	4.34	1,104.90	292,414.15	287,965.07
FHMS K524 A2 DTD 07/01/2024 4.720% 05/01/2029	3137HDV56	440,000.00	AA+	Aaa	07/16/24	07/25/24	442,702.04	4.58	1,730.67	442,524.10	439,097.56
FHMS K522 A2 DTD 06/01/2024 4.803% 05/01/2029	3137HDJJ0	550,000.00	AA+	Aaa	06/05/24	06/13/24	549,998.35	4.80	2,201.38	550,000.00	550,287.65
FHMS K526 A2 DTD 08/01/2024 4.543% 07/01/2029	3137HDXL9	495,000.00	AA+	Aaa	08/07/24	08/15/24	499,630.23	4.33	1,873.99	499,312.00	490,132.17
<b>Security Type Sub-Total</b>		<b>8,596,422.06</b>					<b>8,461,341.19</b>	<b>4.72</b>	<b>30,561.59</b>	<b>8,515,466.50</b>	<b>8,522,709.41</b>
<b>Federal Agency Bond / Note</b>											
FREDDIE MAC DTD 07/23/2020 0.375% 07/21/2025	3137EAEU9	425,000.00	AA+	Aaa	07/21/20	07/23/20	422,883.50	0.48	708.33	424,764.57	415,822.98
FANNIE MAE DTD 08/27/2020 0.375% 08/25/2025	3135G05X7	350,000.00	AA+	Aaa	08/25/20	08/27/20	348,362.00	0.47	459.38	349,786.82	341,236.00
FEDERAL HOME LOAN BANK DTD 09/11/2020 0.375% 09/04/2025	3130AK5E2	150,000.00	AA+	Aaa	09/10/20	09/11/20	149,550.00	0.44	182.81	149,939.01	146,082.00
FREDDIE MAC DTD 09/25/2020 0.375% 09/23/2025	3137EAEX3	700,000.00	AA+	Aaa	09/23/20	09/25/20	697,893.00	0.44	714.58	699,692.97	680,755.60



## Managed Account Detail of Securities Held

For the Month Ending **December 31, 2024**

### CITY OF LAKE ELSINORE - LAKE ELSINORE - CITY FUNDS

Security Type/Description Dated Date/Coupon/Maturity	CUSIP	Par	S&P Rating	Moody's Rating	Trade Date	Settle Date	Original Cost	YTM at Cost	Accrued Interest	Amortized Cost	Market Value
<b>Federal Agency Bond / Note</b>											
FANNIE MAE DTD 11/12/2020 0.500% 11/07/2025	3135G06G3	650,000.00	AA+	Aaa	11/09/20	11/12/20	647,673.00	0.57	487.50	649,603.31	629,693.35
<b>Security Type Sub-Total</b>		<b>2,275,000.00</b>					<b>2,266,361.50</b>	<b>0.49</b>	<b>2,552.60</b>	<b>2,273,786.68</b>	<b>2,213,589.93</b>
<b>Corporate Note</b>											
PACCAR FINANCIAL CORP DTD 02/06/2020 1.800% 02/06/2025	69371RO66	175,000.00	A+	A1	10/22/20	10/29/20	182,894.25	0.72	1,268.75	175,179.76	174,512.98
AMERICAN EXPRESS CO (CALLABLE) DTD 03/04/2022 2.250% 03/04/2025	025816CQ0	80,000.00	A-	A2	03/01/22	03/04/22	79,919.20	2.29	585.00	79,995.29	79,754.80
ROCHE HOLDINGS INC (CALLABLE) DTD 03/10/2022 2.132% 03/10/2025	771196BT8	410,000.00	AA	Aa2	03/03/22	03/10/22	410,000.00	2.13	2,695.20	410,000.00	408,102.93
HOME DEPOT INC (CALLABLE) DTD 03/28/2022 2.700% 04/15/2025	437076CM2	25,000.00	A	A2	03/24/22	03/28/22	24,956.25	2.76	142.50	24,995.85	24,874.05
CINTAS CORPORATION NO. 2 (CALLABLE) DTD 05/03/2022 3.450% 05/01/2025	17252MAP5	65,000.00	A-	A3	04/26/22	05/03/22	64,985.70	3.46	373.75	64,998.41	64,694.70
USAA CAPITAL CORP DTD 05/26/2022 3.375% 05/01/2025	90327OD89	225,000.00	AA	Aa1	05/23/22	05/26/22	224,264.25	3.49	1,265.63	224,916.31	224,160.75
GENERAL DYNAMICS CORP (CALLABLE) DTD 05/11/2018 3.500% 05/15/2025	369550BG2	225,000.00	A	A2	10/16/20	10/20/20	252,247.50	0.80	1,006.25	226,272.12	224,205.53
AMAZON.COM INC (CALLABLE) DTD 06/03/2020 0.800% 06/03/2025	023135BQ8	475,000.00	AA	A1	06/03/20	06/05/20	474,767.25	0.81	295.56	474,980.32	468,071.65
NATIONAL AUSTRALIA BK/NY DTD 06/09/2022 3.500% 06/09/2025	63254ABD9	250,000.00	AA-	Aa2	05/31/22	06/09/22	250,000.00	3.50	534.72	250,000.00	248,899.00
NATIONAL RURAL UTIL COOP DTD 05/04/2022 3.450% 06/15/2025	63743HFE7	50,000.00	A-	A2	04/27/22	05/04/22	49,986.50	3.92	76.67	49,998.02	49,714.75
IBM CORP DTD 07/27/2022 4.000% 07/27/2025	459200KS9	225,000.00	A-	A3	07/20/22	07/27/22	225,000.00	4.00	3,850.00	225,000.00	224,093.93



## Managed Account Detail of Securities Held

For the Month Ending **December 31, 2024**

### CITY OF LAKE ELSINORE - LAKE ELSINORE - CITY FUNDS

Security Type/Description Dated Date/Coupon/Maturity	CUSIP	Par	S&P Rating	Moody's Rating	Trade Date	Settle Date	Original Cost	YTM at Cost	Accrued Interest	Amortized Cost	Market Value
Corporate Note											
BANK OF AMERICA CORP DTD 07/30/2015 3.875% 08/01/2025	06051GFS3	225,000.00	A-	A1	08/18/20	08/20/20	256,918.50	0.93	3,632.81	228,763.55	223,898.18
ABBOTT LABORATORIES (CALLABLE) DTD 03/22/2017 3.875% 09/15/2025	002824BM1	225,000.00	AA-	Aa3	09/24/20	09/28/20	257,845.50	0.86	2,567.19	228,174.23	224,006.40
JPMORGAN CHASE & CO (CALLABLE) DTD 02/24/2022 2.595% 02/24/2026	46647PCV6	175,000.00	A	A1	02/16/22	02/24/22	175,000.00	2.60	1,602.05	175,000.00	174,402.38
UNITEDHEALTH GROUP INC (CALLABLE) DTD 05/19/2021 1.150% 05/15/2026	91324PEC2	225,000.00	A+	A2	05/17/21	05/19/21	224,608.50	1.19	330.63	224,892.32	215,038.58
BMW US CAPITAL LLC (CALLABLE) DTD 08/12/2021 1.250% 08/12/2026	05565EBW4	175,000.00	A	A2	08/12/21	08/16/21	174,947.50	1.26	844.62	174,983.02	165,942.35
CATERPILLAR FINL SERVICE DTD 01/10/2022 1.700% 01/08/2027	14913R2U0	225,000.00	A	A2	01/11/22	01/13/22	223,863.75	1.81	1,838.13	224,539.80	212,957.10
TARGET CORP (CALLABLE) DTD 01/24/2022 1.950% 01/15/2027	87612EBM7	40,000.00	A	A2	01/19/22	01/24/22	39,932.00	1.99	359.67	39,972.13	38,050.80
BANK OF NY MELLON CORP (CALLABLE) DTD 01/26/2022 2.050% 01/26/2027	06406RBA4	475,000.00	A	Aa3	01/26/22	01/28/22	473,945.50	2.10	4,192.53	474,563.07	452,281.70
MICROSOFT CORP (CALLABLE) DTD 02/06/2017 3.300% 02/06/2027	594918BY9	750,000.00	AAA	Aaa	03/14/23	03/17/23	721,942.50	4.36	9,968.75	734,858.18	734,279.25
AMERICAN EXPRESS CO (CALLABLE) DTD 03/04/2022 2.550% 03/04/2027	025816CS6	300,000.00	A-	A2	01/13/23	01/18/23	277,203.00	4.59	2,486.25	287,987.85	287,235.00
BERKSHIRE HATHAWAY FIN (CALLABLE) DTD 03/15/2022 2.300% 03/15/2027	084664CZ2	475,000.00	AA	Aa2	03/15/22	03/17/22	466,089.00	2.70	3,216.81	471,064.89	454,964.02
CHARLES SCHWAB CORP (CALLABLE) DTD 09/24/2021 3.300% 04/01/2027	808513BW4	300,000.00	A-	A2	02/17/23	02/22/23	284,925.00	4.66	2,475.00	291,743.91	291,423.60
NATIONAL AUSTRALIA BK/NY DTD 06/09/2022 3.905% 06/09/2027	63254ABE7	500,000.00	AA-	Aa2	01/13/23	01/18/23	488,325.00	4.50	1,193.19	493,516.35	492,282.00
APPLE INC (CALLABLE) DTD 09/12/2017 2.900% 09/12/2027	037833DB3	775,000.00	AA+	Aaa	01/19/23	01/23/23	741,062.75	3.94	6,804.93	755,255.80	745,410.50



## Managed Account Detail of Securities Held

For the Month Ending **December 31, 2024**

### CITY OF LAKE ELSINORE - LAKE ELSINORE - CITY FUNDS

Security Type/Description Dated Date/Coupon/Maturity	CUSIP	Par	S&P Rating	Moody's Rating	Trade Date	Settle Date	Original Cost	YTM at Cost	Accrued Interest	Amortized Cost	Market Value
Corporate Note											
TOYOTA MOTOR CREDIT CORP DTD 01/12/2023 4.625% 01/12/2028	89236TKQ7	375,000.00	A+	A1	02/08/23	02/10/23	376,282.50	4.55	8,141.93	375,789.62	374,155.88
NATIONAL RURAL UTIL COOP (CALLABLE) DTD 02/07/2018 3.400% 02/07/2028	637432NP6	350,000.00	A-	A1	02/17/23	02/22/23	329,189.00	4.76	4,760.00	336,988.75	336,089.25
TEXAS INSTRUMENTS INC (CALLABLE) DTD 11/18/2022 4.600% 02/15/2028	882508BV5	85,000.00	A+	Aa3	05/11/23	05/18/23	87,043.40	4.04	1,477.11	86,333.02	85,152.92
BRISTOL-MYERS SQUIBB CO (CALLABLE) DTD 07/15/2020 3.900% 02/20/2028	110122DE5	375,000.00	A	A2	03/09/23	03/13/23	358,263.75	4.93	5,321.88	364,366.78	367,075.88
LOCKHEED MARTIN CORP (CALLABLE) DTD 05/25/2023 4.450% 05/15/2028	539830BZ1	60,000.00	A-	A2	05/23/23	05/25/23	59,892.00	4.49	341.17	59,926.75	59,565.18
JOHN DEERE CAPITAL CORP DTD 07/14/2023 4.950% 07/14/2028	24422EXB0	375,000.00	A	A1	07/21/23	07/25/23	377,865.00	4.78	8,610.94	377,038.65	378,622.50
CITIBANK NA (CALLABLE) DTD 09/29/2023 5.803% 09/29/2028	17325FBB3	750,000.00	A+	Aa3	10/02/23	10/04/23	746,280.00	5.92	11,122.42	747,109.84	773,343.75
AIR PRODUCTS & CHEMICALS (CALLABLE) DTD 02/08/2024 4.600% 02/08/2029	009158BH8	340,000.00	A	A2	02/06/24	02/08/24	339,547.80	4.63	6,212.56	339,621.63	338,434.30
CISCO SYSTEMS INC (CALLABLE) DTD 02/26/2024 4.850% 02/26/2029	17275RBR2	420,000.00	AA-	A1	02/21/24	02/26/24	419,853.00	4.86	7,072.92	419,876.60	422,643.90
BLACKROCK FUNDING INC (CALLABLE) DTD 03/14/2024 4.700% 03/14/2029	09290DAA9	50,000.00	AA-	Aa3	03/05/24	03/14/24	49,909.50	4.74	698.47	49,922.73	50,044.35
BLACKROCK FUNDING INC (CALLABLE) DTD 03/14/2024 4.700% 03/14/2029	09290DAA9	725,000.00	AA-	Aa3	03/06/24	03/14/24	725,355.25	4.69	10,127.85	725,306.41	725,643.08
ADOBE INC (CALLABLE) DTD 04/04/2024 4.800% 04/04/2029	00724PAF6	170,000.00	A+	A1	04/02/24	04/04/24	169,775.60	4.83	1,972.00	169,805.87	170,903.21
ADOBE INC (CALLABLE) DTD 04/04/2024 4.800% 04/04/2029	00724PAF6	205,000.00	A+	A1	04/01/24	04/04/24	204,694.55	4.83	2,378.00	204,735.49	206,089.17
HOME DEPOT INC (CALLABLE) DTD 06/25/2024 4.750% 06/25/2029	437076DC3	125,000.00	A	A2	06/17/24	06/25/24	124,193.75	4.90	98.96	124,268.36	125,264.50



## Managed Account Detail of Securities Held

For the Month Ending **December 31, 2024**

### CITY OF LAKE ELSINORE - LAKE ELSINORE - CITY FUNDS

Security Type/Description Dated Date/Coupon/Maturity	CUSIP	Par	S&P Rating	Moody's Rating	Trade Date	Settle Date	Original Cost	YTM at Cost	Accrued Interest	Amortized Cost	Market Value
<b>Corporate Note</b>											
HOME DEPOT INC (CALLABLE) DTD 06/25/2024 4.750% 06/25/2029	437076DC3	250,000.00	A	A2	06/18/24	06/25/24	248,627.50	4.88	197.92	248,755.07	250,529.00
AMERICAN HONDA FINANCE DTD 09/05/2024 4.400% 09/05/2029	02665WFO9	400,000.00	A-	A3	09/03/24	09/05/24	399,520.00	4.43	5,671.11	399,548.27	388,906.40
<b>Security Type Sub-Total</b>		<b>12,125,000.00</b>					<b>12,061,922.00</b>	<b>3.72</b>	<b>127,811.83</b>	<b>12,041,045.02</b>	<b>11,955,720.20</b>
<b>Certificate of Deposit</b>											
TORONTO DOMINION BANK NY DTD 10/31/2022 5.600% 10/27/2025	89115B6K1	450,000.00	A-	A2	10/27/22	10/31/22	450,000.00	5.60	4,760.00	450,000.00	455,252.85
NORDEA BANK ABP NEW YORK DTD 11/03/2022 5.530% 11/03/2025	65558UYF3	450,000.00	A-1+	P-1	11/02/22	11/03/22	450,000.00	5.53	4,009.25	450,000.00	455,080.05
<b>Security Type Sub-Total</b>		<b>900,000.00</b>					<b>900,000.00</b>	<b>5.57</b>	<b>8,769.25</b>	<b>900,000.00</b>	<b>910,332.90</b>
<b>Bank Note</b>											
MORGAN STANLEY BANK NA (CALLABLE) DTD 07/19/2024 4.968% 07/14/2028	61690U8E3	525,000.00	A+	Aa3	07/18/24	07/19/24	525,525.00	4.94	11,736.90	525,451.55	526,649.55
<b>Security Type Sub-Total</b>		<b>525,000.00</b>					<b>525,525.00</b>	<b>4.94</b>	<b>11,736.90</b>	<b>525,451.55</b>	<b>526,649.55</b>
<b>Asset-Backed Security</b>											
HAROT 2021-4 A3 DTD 11/24/2021 0.880% 01/21/2026	43815GAC3	15,687.24	NR	Aaa	11/16/21	11/24/21	15,683.94	0.89	3.83	15,686.40	15,565.24
HART 2021-C A3 DTD 11/17/2021 0.740% 05/15/2026	44935FAD6	8,359.53	AAA	NR	11/09/21	11/17/21	8,357.66	0.75	2.75	8,358.96	8,326.00
GMCAR 2021-4 A3 DTD 10/21/2021 0.680% 09/16/2026	362554AC1	17,836.45	AAA	Aaa	10/13/21	10/21/21	17,835.99	0.68	5.05	17,836.29	17,670.43
CARMX 2022-3 A3 DTD 07/20/2022 3.970% 04/15/2027	14318MAD1	127,975.10	AAA	NR	07/12/22	07/20/22	127,972.08	3.97	225.80	127,973.64	127,586.69
NAROT 2022-B A3 DTD 09/28/2022 4.460% 05/17/2027	65480JAC4	104,983.78	AAA	Aaa	09/20/22	09/28/22	104,962.06	4.46	208.10	104,972.64	104,958.90





## Managed Account Detail of Securities Held

For the Month Ending **December 31, 2024**

### CITY OF LAKE ELSINORE - LAKE ELSINORE - CITY FUNDS

Security Type/Description Dated Date/Coupon/Maturity	CUSIP	Par	S&P Rating	Moody's Rating	Trade Date	Settle Date	Original Cost	YTM at Cost	Accrued Interest	Amortized Cost	Market Value
<b>Asset-Backed Security</b>											
GMCAR 2022-4 A3 DTD 10/12/2022 4.820% 08/16/2027	36265OAD8	206,021.86	AAA	NR	10/04/22	10/12/22	205,988.10	4.82	413.76	206,003.57	206,270.33
TAOT 2023-A A3 DTD 01/30/2023 4.630% 09/15/2027	891940AC2	233,366.00	AAA	NR	01/24/23	01/30/23	233,365.89	4.63	480.22	233,365.94	233,515.59
COMET 2022-A3 A DTD 11/03/2022 4.950% 10/15/2027	14041NGB1	245,000.00	AAA	NR	10/27/22	11/03/22	244,961.56	4.95	539.00	244,978.34	245,903.32
HDMOT 2023-A A3 DTD 02/23/2023 5.050% 12/15/2027	41285JAD0	158,549.50	NR	Aaa	02/13/23	02/23/23	158,533.54	5.05	355.86	158,539.69	159,069.07
FORDO 2023-A A3 DTD 03/31/2023 4.650% 02/15/2028	344928AD8	130,000.00	AAA	NR	03/28/23	03/31/23	129,986.44	4.65	268.67	129,991.31	130,162.24
HAROT 2023-3 A3 DTD 08/22/2023 5.410% 02/18/2028	43815OAC1	320,000.00	AAA	NR	08/15/23	08/22/23	319,934.02	5.42	625.16	319,953.99	323,188.48
DCENT 2023-A1 A DTD 04/11/2023 4.310% 03/15/2028	254683CY9	320,000.00	NR	Aaa	04/04/23	04/11/23	319,981.44	4.31	612.98	319,987.93	319,271.68
BACCT 2023-A1 A1 DTD 06/16/2023 4.790% 05/15/2028	05522RDG0	170,000.00	AAA	NR	06/08/23	06/16/23	169,961.51	4.79	361.91	169,973.59	170,743.58
AMXCA 2023-1 A DTD 06/14/2023 4.870% 05/15/2028	02582JJZ4	190,000.00	AAA	NR	06/07/23	06/14/23	189,983.15	4.87	411.24	189,988.45	191,001.68
COMET 2023-A1 A DTD 05/24/2023 4.420% 05/15/2028	14041NGD7	490,000.00	AAA	NR	05/17/23	05/24/23	489,887.64	4.45	962.58	489,923.84	490,036.26
DCENT 2023-A2 A DTD 06/28/2023 4.930% 06/15/2028	254683CZ6	350,000.00	AAA	Aaa	06/21/23	06/28/23	349,952.72	4.93	766.89	349,967.09	352,287.95
HAROT 2023-4 A3 DTD 11/08/2023 5.670% 06/21/2028	438123AC5	85,000.00	NR	Aaa	11/01/23	11/08/23	84,985.03	5.67	133.88	84,988.51	86,349.21
FITAT 2023-1 A3 DTD 08/23/2023 5.530% 08/15/2028	31680EAD3	350,000.00	AAA	Aaa	08/15/23	08/23/23	349,978.30	5.53	860.22	349,984.21	353,838.80
CHAIT 2023-A1 A DTD 09/15/2023 5.160% 09/15/2028	161571HT4	405,000.00	AAA	NR	09/07/23	09/15/23	404,887.73	5.17	928.80	404,914.12	409,742.96



## Managed Account Detail of Securities Held

For the Month Ending **December 31, 2024**

### CITY OF LAKE ELSINORE - LAKE ELSINORE - CITY FUNDS

Security Type/Description Dated Date/Coupon/Maturity	CUSIP	Par	S&P Rating	Moody's Rating	Trade Date	Settle Date	Original Cost	YTM at Cost	Accrued Interest	Amortized Cost	Market Value
<b>Asset-Backed Security</b>											
AMXCA 2023-3 A DTD 09/19/2023 5.230% 09/15/2028	02582JKD1	410,000.00	AAA	NR	09/12/23	09/19/23	409,981.67	5.24	953.02	409,804.32	415,217.66
BACCT 2023-A2 A2 DTD 12/14/2023 4.980% 11/15/2028	05522RDH8	180,000.00	NR	Aaa	12/07/23	12/14/23	179,975.83	4.98	398.40	179,981.02	181,733.58
AMXCA 2024-1 A DTD 04/23/2024 5.230% 04/16/2029	02582JKH2	495,000.00	AAA	NR	04/16/24	04/23/24	494,898.53	5.23	1,150.60	494,898.53	502,521.03
<b>Security Type Sub-Total</b>		<b>5,012,779.47</b>					<b>5,012,054.83</b>	<b>4.91</b>	<b>10,668.72</b>	<b>5,012,072.38</b>	<b>5,044,960.68</b>
<b>Managed Account Sub-Total</b>		<b>54,819,201.52</b>					<b>53,417,920.03</b>	<b>4.01</b>	<b>308,247.43</b>	<b>53,670,091.35</b>	<b>53,397,082.51</b>
<b>Joint Powers Authority</b>											
CAMP Pool		269,919.92	AAAm	NR			269,919.92		0.00	269,919.92	269,919.92
<b>Liquid Sub-Total</b>		<b>269,919.92</b>					<b>269,919.92</b>		<b>0.00</b>	<b>269,919.92</b>	<b>269,919.92</b>
<b>Securities Sub-Total</b>		<b>\$55,089,121.44</b>					<b>\$53,687,839.95</b>	<b>4.01%</b>	<b>\$308,247.43</b>	<b>\$53,940,011.27</b>	<b>\$53,667,002.43</b>
<b>Accrued Interest</b>											<b>\$308,247.43</b>
<b>Total Investments</b>											<b>\$53,975,249.86</b>





## Managed Account Fair Market Value & Analytics

For the Month Ending **December 31, 2024**

### CITY OF LAKE ELSINORE - LAKE ELSINORE - CITY FUNDS

Security Type/Description Dated Date/Coupon/Maturity	CUSIP	Par	Broker	Next Call Date	Market Price	Market Value	Unreal G/L On Cost	Unreal G/L Amort Cost	Effective Duration	YTM at Mkt
<b>U.S. Treasury Bond / Note</b>										
US TREASURY N/B DTD 06/30/2020 0.250% 06/30/2025	912828ZW3	50,000.00	GoldmanS		98.09	49,043.45	12.20	(843.83)	0.49	5.10
US TREASURY N/B DTD 11/15/2016 2.000% 11/15/2026	912828U24	1,625,000.00	JPMorgan		95.97	1,559,493.00	33,262.53	(17,252.64)	1.81	4.27
US TREASURY N/B DTD 05/02/2022 2.750% 04/30/2027	91282CEN7	1,200,000.00	BNPPSA		96.67	1,160,016.00	4,594.12	(15,519.34)	2.21	4.27
US TREASURY N/B DTD 08/01/2022 2.750% 07/31/2027	91282CFB2	375,000.00	MorganSt		96.30	361,113.37	(1,215.73)	(6,184.23)	2.43	4.28
US TREASURY N/B DTD 08/01/2022 2.750% 07/31/2027	91282CFB2	400,000.00	BMO		96.30	385,187.60	11,921.98	832.53	2.43	4.28
US TREASURY N/B DTD 08/01/2022 2.750% 07/31/2027	91282CFB2	600,000.00	Citigrou		96.30	577,781.40	12,140.77	(446.10)	2.43	4.28
US TREASURY N/B DTD 08/01/2022 2.750% 07/31/2027	91282CFB2	825,000.00	HSBC		96.30	794,449.42	7,670.12	(6,826.52)	2.43	4.28
US TREASURY N/B DTD 11/30/2022 3.875% 11/30/2027	91282CFZ9	1,175,000.00	Citigrou		98.86	1,161,597.95	(8,904.00)	(10,046.66)	2.72	4.29
US TREASURY N/B DTD 11/30/2022 3.875% 11/30/2027	91282CFZ9	1,200,000.00	HSBC		98.86	1,186,312.80	2,203.42	(2,085.74)	2.72	4.29
US TREASURY N/B DTD 02/28/2023 4.000% 02/29/2028	91282CGP0	400,000.00	JPMorgan		99.08	396,312.40	2,671.77	1,462.37	2.90	4.31
US TREASURY N/B DTD 02/28/2023 4.000% 02/29/2028	91282CGP0	600,000.00	Citigrou		99.08	594,468.60	(8,039.21)	(7,481.54)	2.90	4.31
US TREASURY N/B DTD 02/28/2023 4.000% 02/29/2028	91282CGP0	1,350,000.00	Citigrou		99.08	1,337,554.35	2,267.24	(776.46)	2.90	4.31
US TREASURY N/B DTD 02/28/2023 4.000% 02/29/2028	91282CGP0	2,450,000.00	HSBC		99.08	2,427,413.45	44,022.82	33,379.52	2.90	4.31
US TREASURY N/B DTD 06/30/2021 1.250% 06/30/2028	91282CCH2	225,000.00	BMO		90.09	202,702.05	4,060.45	1,042.46	3.36	4.41
US TREASURY N/B DTD 06/30/2021 1.250% 06/30/2028	91282CCH2	1,275,000.00	MorganSt		90.09	1,148,644.95	(20,719.31)	(28,961.80)	3.36	4.41
US TREASURY N/B DTD 06/30/2021 1.250% 06/30/2028	91282CCH2	1,300,000.00	BMO		90.09	1,171,167.40	(2,793.54)	(14,977.17)	3.36	4.41
US TREASURY N/B DTD 06/30/2021 1.250% 06/30/2028	91282CCH2	2,400,000.00	BMO		90.09	2,162,155.20	(49,313.55)	(60,372.67)	3.36	4.41



## Managed Account Fair Market Value & Analytics

For the Month Ending **December 31, 2024**

### CITY OF LAKE ELSINORE - LAKE ELSINORE - CITY FUNDS

Security Type/Description Dated Date/Coupon/Maturity	CUSIP	Par	Broker	Next Call Date	Market Price	Market Value	Unreal G/L On Cost	Unreal G/L Amort Cost	Effective Duration	YTM at Mkt
<b>U.S. Treasury Bond / Note</b>										
US TREASURY N/B DTD 06/30/2021 1.250% 06/30/2028	91282CCH2	2,900,000.00	BMO		90.09	2,612,604.20	47,350.29	4,940.34	3.36	4.41
US TREASURY N/B DTD 01/02/2024 3.750% 12/31/2028	91282CJR3	1,200,000.00	Citigrou		97.74	1,172,906.40	(9,187.35)	(9,801.78)	3.67	4.36
US TREASURY N/B DTD 01/02/2024 3.750% 12/31/2028	91282CJR3	2,600,000.00	MorganSt		97.74	2,541,297.20	(24,476.24)	(25,022.01)	3.67	4.36
<b>Security Type Sub-Total</b>		<b>24,150,000.00</b>				<b>23,002,221.19</b>	<b>47,528.78</b>	<b>(164,941.27)</b>	<b>2.99</b>	<b>4.34</b>
<b>Municipal Bond / Note</b>										
NY ST URBAN DEV-F-1 DTD 12/23/2020 0.870% 03/15/2025	650036DT0	325,000.00	WellsFar		99.26	322,601.83	(2,398.17)	(2,398.17)	0.20	4.56
UNIV OF CALIFORNIA-BG (CALLABLE) DTD 07/16/2020 0.883% 05/15/2025	91412HGE7	85,000.00	JPMorgan	04/15/25	98.71	83,899.25	(1,100.75)	(1,100.75)	0.36	4.44
FLORIDA ST BRD OF ADM DTD 09/16/2020 1.258% 07/01/2025	341271AD6	65,000.00	BOFAML		98.33	63,915.80	(1,543.75)	(1,132.15)	0.49	4.73
FLORIDA ST BRD OF ADM DTD 09/16/2020 1.258% 07/01/2025	341271AD6	85,000.00	BOFAML		98.33	83,582.20	(1,981.35)	(1,476.61)	0.49	4.73
FLORIDA ST BRD OF ADM DTD 09/16/2020 1.258% 07/01/2025	341271AD6	160,000.00	BOFAML		98.33	157,331.20	(2,668.80)	(2,668.80)	0.49	4.73
MINNESOTA ST-F-UNREF DTD 08/25/2020 0.630% 08/01/2025	60412AK85	100,000.00	XCHANGE		97.94	97,944.80	(2,055.20)	(2,055.20)	0.57	4.29
SAN JUAN CA UNIF SCH DTD 10/29/2020 0.852% 08/01/2025	798306WP7	130,000.00	KEYB		97.92	127,290.02	(2,709.98)	(2,709.98)	0.57	4.57
CALIFORNIA ST UNIV-B DTD 07/29/2021 0.862% 11/01/2025	13077DQD7	85,000.00	JPMorgan		97.19	82,612.35	(2,387.65)	(2,387.65)	0.82	4.37
CA ST DTD 03/15/2023 4.846% 03/01/2027	13063D3N6	200,000.00	WellsFar		100.86	201,721.20	1,721.20	1,721.20	2.00	4.43
<b>Security Type Sub-Total</b>		<b>1,235,000.00</b>				<b>1,220,898.65</b>	<b>(15,124.45)</b>	<b>(14,208.11)</b>	<b>0.69</b>	<b>4.54</b>
<b>Federal Agency Commercial Mortgage-Backed Security</b>										
FHMS K054 A2 DTD 04/01/2016 2.745% 01/01/2026	3137BNGT5	268,278.85	RobertBa		98.29	263,695.84	6,525.41	(321.64)	0.96	4.41



## Managed Account Fair Market Value & Analytics

For the Month Ending **December 31, 2024**

### CITY OF LAKE ELSINORE - LAKE ELSINORE - CITY FUNDS

Security Type/Description Dated Date/Coupon/Maturity	CUSIP	Par	Broker	Next Call Date	Market Price	Market Value	Unreal G/L On Cost	Unreal G/L Amort Cost	Effective Duration	YTM at Mkt
<b>Federal Agency Commercial Mortgage-Backed Security</b>										
FHMS K058 A2 DTD 11/01/2016 2.653% 08/01/2026	3137BSP72	550,000.00	BREAN		97.06	533,805.80	6,965.96	(4,852.79)	1.55	4.47
FHMS K061 A2 DTD 01/01/2017 3.347% 11/01/2026	3137BTUM1	370,510.82	Citigrou		97.60	361,623.75	2,517.71	(2,700.81)	1.71	4.65
FHMS K064 A2 DTD 05/01/2017 3.224% 03/01/2027	3137BXOY1	550,000.00	MorganSt		97.26	534,926.15	16,121.46	4,263.88	1.96	4.54
FHMS K065 A2 DTD 07/01/2017 3.243% 04/01/2027	3137F1G44	550,000.00	Citigrou		97.08	533,940.00	6,906.80	(2,299.72)	2.11	4.56
FHMS KJ48 A1 DTD 12/01/2023 4.858% 05/01/2028	3137HBC69	391,621.52	JPMorgan		100.41	393,233.43	1,615.05	1,613.14	2.76	4.63
FHMS KJ46 A1 DTD 07/01/2023 4.777% 06/01/2028	3137HAD45	435,463.89	JPMorgan		99.71	434,206.27	(1,246.77)	(1,249.92)	2.28	4.80
FHMS K505 A2 DTD 07/01/2023 4.819% 06/01/2028	3137HACX2	550,000.00	JPMorgan		100.23	551,252.35	(4,241.05)	(2,628.62)	3.06	4.67
FNA 2023-M6 A2 DTD 07/01/2023 4.181% 07/01/2028	3136BODE6	525,546.98	JPMorgan		98.02	515,147.98	(1,489.33)	(4,022.18)	3.20	4.74
FHMS K508 A2 DTD 10/01/2023 4.740% 08/01/2028	3137HAO74	500,000.00	BMO		99.97	499,854.50	10,822.50	8,370.84	3.23	4.68
FHMS K506 A2 DTD 09/01/2023 4.650% 08/01/2028	3137HAMH6	800,000.00	WellsFar		99.78	798,265.60	10,100.00	7,282.73	3.20	4.65
FHMS K509 A2 DTD 10/01/2023 4.850% 09/01/2028	3137HAST4	375,000.00	MorganSt		100.39	376,462.50	13,418.62	11,011.84	3.30	4.67
FHMS K507 A2 DTD 09/01/2023 4.800% 09/01/2028	3137HAMS2	500,000.00	BOFAML		100.19	500,972.00	6,948.50	5,654.92	3.26	4.67
FHMS K510 A2 DTD 11/01/2023 5.069% 10/01/2028	3137HB3D4	180,000.00	JPMorgan		101.09	181,953.36	2,473.74	2,367.82	3.33	4.68
FHMS K511 A2 DTD 12/01/2023 4.860% 10/01/2028	3137HB3G7	275,000.00	BOFAML		100.32	275,887.43	1,677.50	1,521.22	3.37	4.70
FHMS K514 A2 DTD 02/01/2024 4.572% 12/01/2028	3137HBLV4	290,000.00	JPMorgan		99.30	287,965.07	(4,934.64)	(4,449.08)	3.46	4.71
FHMS K524 A2 DTD 07/01/2024 4.720% 05/01/2029	3137HDV56	440,000.00	PIER		99.79	439,097.56	(3,604.48)	(3,426.54)	3.87	4.72
FHMS K522 A2 DTD 06/01/2024 4.803% 05/01/2029	3137HDJJ0	550,000.00	MorganSt		100.05	550,287.65	289.30	287.65	3.77	4.73



## Managed Account Fair Market Value & Analytics

For the Month Ending **December 31, 2024**

### CITY OF LAKE ELSINORE - LAKE ELSINORE - CITY FUNDS

Security Type/Description Dated Date/Coupon/Maturity	CUSIP	Par	Broker	Next Call Date	Market Price	Market Value	Unreal G/L On Cost	Unreal G/L Amort Cost	Effective Duration	YTM at Mkt
<b>Federal Agency Commercial Mortgage-Backed Security</b>										
FHMS K526 A2 DTD 08/01/2024 4.543% 07/01/2029	3137HDXL9	495,000.00	BMO		99.02	490,132.17	(9,498.06)	(9,179.83)	4.02	4.74
<b>Security Type Sub-Total</b>		<b>8,596,422.06</b>				<b>8,522,709.41</b>	<b>61,368.22</b>	<b>7,242.91</b>	<b>2.89</b>	<b>4.65</b>
<b>Federal Agency Bond / Note</b>										
FREDDIE MAC DTD 07/23/2020 0.375% 07/21/2025	3137EAEU9	425,000.00	WellsFar		97.84	415,822.98	(7,060.52)	(8,941.59)	0.54	4.45
FANNIE MAE DTD 08/27/2020 0.375% 08/25/2025	3135G05X7	350,000.00	Barclays		97.50	341,236.00	(7,126.00)	(8,550.82)	0.64	4.32
FEDERAL HOME LOAN BANK DTD 09/11/2020 0.375% 09/04/2025	3130AK5E2	150,000.00	WellsFar		97.39	146,082.00	(3,468.00)	(3,857.01)	0.67	4.39
FREDDIE MAC DTD 09/25/2020 0.375% 09/23/2025	3137EAXE3	700,000.00	Citigrou		97.25	680,755.60	(17,137.40)	(18,937.37)	0.72	4.36
FANNIE MAE DTD 11/12/2020 0.500% 11/07/2025	3135G06G3	650,000.00	Barclays		96.88	629,693.35	(17,979.65)	(19,909.96)	0.84	4.38
<b>Security Type Sub-Total</b>		<b>2,275,000.00</b>				<b>2,213,589.93</b>	<b>(52,771.57)</b>	<b>(60,196.75)</b>	<b>0.70</b>	<b>4.38</b>
<b>Corporate Note</b>										
PACCAR FINANCIAL CORP DTD 02/06/2020 1.800% 02/06/2025	69371RO66	175,000.00	BOFAML		99.72	174,512.98	(8,381.27)	(666.78)	0.10	4.90
AMERICAN EXPRESS CO (CALLABLE) DTD 03/04/2022 2.250% 03/04/2025	025816CO0	80,000.00	Barclays	02/01/25	99.69	79,754.80	(164.40)	(240.49)	0.09	6.02
ROCHE HOLDINGS INC (CALLABLE) DTD 03/10/2022 2.132% 03/10/2025	771196BT8	410,000.00	Deutsche	02/10/25	99.54	408,102.93	(1,897.07)	(1,897.07)	0.19	4.79
HOME DEPOT INC (CALLABLE) DTD 03/28/2022 2.700% 04/15/2025	437076CM2	25,000.00	MorganSt	03/15/25	99.50	24,874.05	(82.20)	(121.80)	0.28	4.52
CINTAS CORPORATION NO. 2 (CALLABLE) DTD 05/03/2022 3.450% 05/01/2025	17252MAP5	65,000.00	KEYB	04/01/25	99.53	64,694.70	(291.00)	(303.71)	0.32	4.92
USAA CAPITAL CORP DTD 05/26/2022 3.375% 05/01/2025	90327OD89	225,000.00	BOFAML		99.63	224,160.75	(103.50)	(755.56)	0.33	4.53
GENERAL DYNAMICS CORP (CALLABLE) DTD 05/11/2018 3.500% 05/15/2025	369550BG2	225,000.00	JPMorgan	03/15/25	99.65	224,205.53	(28,041.97)	(2,066.59)	0.36	4.60



## Managed Account Fair Market Value & Analytics

For the Month Ending **December 31, 2024**

### CITY OF LAKE ELSINORE - LAKE ELSINORE - CITY FUNDS

Security Type/Description Dated Date/Coupon/Maturity	CUSIP	Par	Broker	Next Call Date	Market Price	Market Value	Unreal G/L On Cost	Unreal G/L Amort Cost	Effective Duration	YTM at Mkt
<b>Corporate Note</b>										
AMAZON.COM INC (CALLABLE) DTD 06/03/2020 0.800% 06/03/2025	023135BO8	475,000.00	GoldmanS	05/03/25	98.54	468,071.65	(6,695.60)	(6,908.67)	0.41	4.38
NATIONAL AUSTRALIA BK/NY DTD 06/09/2022 3.500% 06/09/2025	63254ABD9	250,000.00	Citigrou		99.56	248,899.00	(1,101.00)	(1,101.00)	0.43	4.53
NATIONAL RURAL UTIL COOP DTD 05/04/2022 3.450% 06/15/2025	63743HFE7	50,000.00	RBC Capi		99.43	49,714.75	(271.75)	(283.27)	0.44	4.78
IBM CORP DTD 07/27/2022 4.000% 07/27/2025	459200KS9	225,000.00	JPMorgan		99.60	224,093.93	(906.07)	(906.07)	0.55	4.63
BANK OF AMERICA CORP DTD 07/30/2015 3.875% 08/01/2025	06051GFS3	225,000.00	BOFAML		99.51	223,898.18	(33,020.32)	(4,865.37)	0.56	4.80
ABBOTT LABORATORIES (CALLABLE) DTD 03/22/2017 3.875% 09/15/2025	002824BM1	225,000.00	US_BANC	06/15/25	99.56	224,006.40	(33,839.10)	(4,167.83)	0.65	4.50
JPMORGAN CHASE & CO (CALLABLE) DTD 02/24/2022 2.595% 02/24/2026	46647PCV6	175,000.00	JPMorgan	02/24/25	99.66	174,402.38	(597.62)	(597.62)	0.15	5.37
UNITEDHEALTH GROUP INC (CALLABLE) DTD 05/19/2021 1.150% 05/15/2026	91324PEC2	225,000.00	Citigrou	04/15/26	95.57	215,038.58	(9,569.92)	(9,853.74)	1.33	4.53
BMW US CAPITAL LLC (CALLABLE) DTD 08/12/2021 1.250% 08/12/2026	05565EBW4	175,000.00	SUMITR	07/12/26	94.82	165,942.35	(9,005.15)	(9,040.67)	1.56	4.63
CATERPILLAR FINL SERVICE DTD 01/10/2022 1.700% 01/08/2027	14913R2U0	225,000.00	JPMorgan		94.65	212,957.10	(10,906.65)	(11,582.70)	1.93	4.51
TARGET CORP (CALLABLE) DTD 01/24/2022 1.950% 01/15/2027	87612EBM7	40,000.00	Citigrou	12/15/26	95.13	38,050.80	(1,881.20)	(1,921.33)	1.94	4.45
BANK OF NY MELLON CORP (CALLABLE) DTD 01/26/2022 2.050% 01/26/2027	06406RBA4	475,000.00	Deutsche	12/24/26	95.22	452,281.70	(21,663.80)	(22,281.37)	1.97	4.49
MICROSOFT CORP (CALLABLE) DTD 02/06/2017 3.300% 02/06/2027	594918BY9	750,000.00	GoldmanS	11/06/26	97.90	734,279.25	12,336.75	(578.93)	1.92	4.36
AMERICAN EXPRESS CO (CALLABLE) DTD 03/04/2022 2.550% 03/04/2027	025816CS6	300,000.00	RBS	02/01/27	95.75	287,235.00	10,032.00	(752.85)	2.05	4.64
BERKSHIRE HATHAWAY FIN (CALLABLE) DTD 03/15/2022 2.300% 03/15/2027	084664CZ2	475,000.00	SEEL	02/15/27	95.78	454,964.02	(11,124.98)	(16,100.87)	2.09	4.35
CHARLES SCHWAB CORP (CALLABLE) DTD 09/24/2021 3.300% 04/01/2027	808513BW4	300,000.00	Barclays	01/01/27	97.14	291,423.60	6,498.60	(320.31)	2.08	4.57
NATIONAL AUSTRALIA BK/NY DTD 06/09/2022 3.905% 06/09/2027	63254ABE7	500,000.00	CAS		98.46	492,282.00	3,957.00	(1,234.35)	2.29	4.58





## Managed Account Fair Market Value & Analytics

For the Month Ending **December 31, 2024**

### CITY OF LAKE ELSINORE - LAKE ELSINORE - CITY FUNDS

Security Type/Description Dated Date/Coupon/Maturity	CUSIP	Par	Broker	Next Call Date	Market Price	Market Value	Unreal G/L On Cost	Unreal G/L Amort Cost	Effective Duration	YTM at Mkt
<b>Corporate Note</b>										
APPLE INC (CALLABLE) DTD 09/12/2017 2.900% 09/12/2027	037833DB3	775,000.00	TD Secur	06/12/27	96.18	745,410.50	4,347.75	(9,845.30)	2.49	4.44
TOYOTA MOTOR CREDIT CORP DTD 01/12/2023 4.625% 01/12/2028	89236TKO7	375,000.00	WellsFar		99.77	374,155.88	(2,126.62)	(1,633.74)	2.74	4.70
NATIONAL RURAL UTIL COOP (CALLABLE) DTD 02/07/2018 3.400% 02/07/2028	637432NP6	350,000.00	MorganSt	11/07/27	96.03	336,089.25	6,900.25	(899.50)	2.81	4.78
TEXAS INSTRUMENTS INC (CALLABLE) DTD 11/18/2022 4.600% 02/15/2028	882508BV5	85,000.00	JPMorgan	01/15/28	100.18	85,152.92	(1,890.48)	(1,180.10)	2.80	4.52
BRISTOL-MYERS SQUIBB CO (CALLABLE) DTD 07/15/2020 3.900% 02/20/2028	110122DE5	375,000.00	MAXE	11/20/27	97.89	367,075.88	8,812.13	2,709.10	2.81	4.61
LOCKHEED MARTIN CORP (CALLABLE) DTD 05/25/2023 4.450% 05/15/2028	539830BZ1	60,000.00	Barclays	04/15/28	99.28	59,565.18	(326.82)	(361.57)	3.05	4.68
JOHN DEERE CAPITAL CORP DTD 07/14/2023 4.950% 07/14/2028	24422EXB0	375,000.00	Citigrou		100.97	378,622.50	757.50	1,583.85	3.14	4.64
CITIBANK NA (CALLABLE) DTD 09/29/2023 5.803% 09/29/2028	17325FBB3	750,000.00	Barclays	08/29/28	103.11	773,343.75	27,063.75	26,233.91	3.26	4.87
AIR PRODUCTS & CHEMICALS (CALLABLE) DTD 02/08/2024 4.600% 02/08/2029	009158BH8	340,000.00	Barclays	01/08/29	99.54	338,434.30	(1,113.50)	(1,187.33)	3.61	4.70
CISCO SYSTEMS INC (CALLABLE) DTD 02/26/2024 4.850% 02/26/2029	17275RBR2	420,000.00	Citigrou	01/26/29	100.63	422,643.90	2,790.90	2,767.30	3.64	4.66
BLACKROCK FUNDING INC (CALLABLE) DTD 03/14/2024 4.700% 03/14/2029	09290DAA9	50,000.00	Citigrou	02/14/29	100.09	50,044.35	134.85	121.62	3.70	4.64
BLACKROCK FUNDING INC (CALLABLE) DTD 03/14/2024 4.700% 03/14/2029	09290DAA9	725,000.00	BOFAML	02/14/29	100.09	725,643.08	287.83	336.67	3.70	4.64
ADOBE INC (CALLABLE) DTD 04/04/2024 4.800% 04/04/2029	00724PAF6	170,000.00	SEEL	03/04/29	100.53	170,903.21	1,127.61	1,097.34	3.74	4.65
ADOBE INC (CALLABLE) DTD 04/04/2024 4.800% 04/04/2029	00724PAF6	205,000.00	BOFAML	03/04/29	100.53	206,089.17	1,394.62	1,353.68	3.74	4.65
HOME DEPOT INC (CALLABLE) DTD 06/25/2024 4.750% 06/25/2029	437076DC3	125,000.00	MorganSt	05/25/29	100.21	125,264.50	1,070.75	996.14	3.97	4.69
HOME DEPOT INC (CALLABLE) DTD 06/25/2024 4.750% 06/25/2029	437076DC3	250,000.00	PNCBank	05/25/29	100.21	250,529.00	1,901.50	1,773.93	3.97	4.69
AMERICAN HONDA FINANCE DTD 09/05/2024 4.400% 09/05/2029	02665WFO9	400,000.00	Deutsche		97.23	388,906.40	(10,613.60)	(10,641.87)	4.11	5.05



## Managed Account Fair Market Value & Analytics

For the Month Ending **December 31, 2024**

### CITY OF LAKE ELSINORE - LAKE ELSINORE - CITY FUNDS

Security Type/Description Dated Date/Coupon/Maturity	CUSIP	Par	Broker	Next Call Date	Market Price	Market Value	Unreal G/L On Cost	Unreal G/L Amort Cost	Effective Duration	YTM at Mkt
<b>Security Type Sub-Total</b>		<b>12,125,000.00</b>				<b>11,955,720.20</b>	<b>(106,201.80)</b>	<b>(85,324.82)</b>	<b>2.24</b>	<b>4.64</b>
<b>Certificate of Deposit</b>										
TORONTO DOMINION BANK NY DTD 10/31/2022 5.600% 10/27/2025	89115B6K1	450,000.00	TD Secur		101.17	455,252.85	5,252.85	5,252.85	0.81	4.53
NORDEA BANK ABP NEW YORK DTD 11/03/2022 5.530% 11/03/2025	65558UYF3	450,000.00	WellsFar		101.13	455,080.05	5,080.05	5,080.05	0.81	4.14
<b>Security Type Sub-Total</b>		<b>900,000.00</b>				<b>910,332.90</b>	<b>10,332.90</b>	<b>10,332.90</b>	<b>0.81</b>	<b>4.34</b>
<b>Bank Note</b>										
MORGAN STANLEY BANK NA (CALLABLE) DTD 07/19/2024 4.968% 07/14/2028	61690U8E3	525,000.00	Citigrou	07/14/27	100.31	526,649.55	1,124.55	1,198.00	2.32	5.00
<b>Security Type Sub-Total</b>		<b>525,000.00</b>				<b>526,649.55</b>	<b>1,124.55</b>	<b>1,198.00</b>	<b>2.32</b>	<b>5.00</b>
<b>Asset-Backed Security</b>										
HAROT 2021-4 A3 DTD 11/24/2021 0.880% 01/21/2026	43815GAC3	15,687.24	BOFAML		99.22	15,565.24	(118.70)	(121.16)	0.21	7.01
HART 2021-C A3 DTD 11/17/2021 0.740% 05/15/2026	44935FAD6	8,359.53	SMBC		99.60	8,326.00	(31.66)	(32.96)	0.11	4.35
GMCAR 2021-4 A3 DTD 10/21/2021 0.680% 09/16/2026	362554AC1	17,836.45	JPMorgan		99.07	17,670.43	(165.56)	(165.86)	0.24	4.41
CARMX 2022-3 A3 DTD 07/20/2022 3.970% 04/15/2027	14318MAD1	127,975.10	RBC Capi		99.70	127,586.69	(385.39)	(386.95)	0.57	4.50
NAROT 2022-B A3 DTD 09/28/2022 4.460% 05/17/2027	65480JAC4	104,983.78	WellsFar		99.98	104,958.90	(3.16)	(13.74)	0.64	4.51
GMCAR 2022-4 A3 DTD 10/12/2022 4.820% 08/16/2027	36265OAD8	206,021.86	RBC Capi		100.12	206,270.33	282.23	266.76	0.58	4.63
TAOT 2023-A A3 DTD 01/30/2023 4.630% 09/15/2027	891940AC2	233,366.00	BOFAML		100.06	233,515.59	149.70	149.65	0.76	4.56
COMET 2022-A3 A DTD 11/03/2022 4.950% 10/15/2027	14041NGB1	245,000.00	RBC Capi		100.37	245,903.32	941.76	924.98	0.76	4.49
HDMOT 2023-A A3 DTD 02/23/2023 5.050% 12/15/2027	41285JAD0	158,549.50	JPMorgan		100.33	159,069.07	535.53	529.38	0.77	4.65



## Managed Account Fair Market Value & Analytics

For the Month Ending **December 31, 2024**

### CITY OF LAKE ELSINORE - LAKE ELSINORE - CITY FUNDS

Security Type/Description Dated Date/Coupon/Maturity	CUSIP	Par	Broker	Next Call Date	Market Price	Market Value	Unreal G/L On Cost	Unreal G/L Amort Cost	Effective Duration	YTM at Mkt
<b>Asset-Backed Security</b>										
FORDO 2023-A A3 DTD 03/31/2023 4.650% 02/15/2028	344928AD8	130,000.00	BNPPSA		100.12	130,162.24	175.80	170.93	0.87	4.53
HAROT 2023-3 A3 DTD 08/22/2023 5.410% 02/18/2028	43815OAC1	320,000.00	BOFAML		101.00	323,188.48	3,254.46	3,234.49	1.04	4.48
DCENT 2023-A1 A DTD 04/11/2023 4.310% 03/15/2028	254683CY9	320,000.00	RBC Capi		99.77	319,271.68	(709.76)	(716.25)	1.15	4.54
BACCT 2023-A1 A1 DTD 06/16/2023 4.790% 05/15/2028	05522RDG0	170,000.00	BOFAML		100.44	170,743.58	782.07	769.99	1.30	4.49
AMXCA 2023-1 A DTD 06/14/2023 4.870% 05/15/2028	02582JJZ4	190,000.00	RBC Capi		100.53	191,001.68	1,018.53	1,013.23	1.30	4.50
COMET 2023-A1 A DTD 05/24/2023 4.420% 05/15/2028	14041NGD7	490,000.00	RBC Capi		100.01	490,036.26	148.62	112.42	1.30	4.45
DCENT 2023-A2 A DTD 06/28/2023 4.930% 06/15/2028	254683CZ6	350,000.00	BOFAML		100.65	352,287.95	2,335.23	2,320.86	1.38	4.50
HAROT 2023-4 A3 DTD 11/08/2023 5.670% 06/21/2028	438123AC5	85,000.00	JPMorgan		101.59	86,349.21	1,364.18	1,360.70	1.30	4.51
FITAT 2023-1 A3 DTD 08/23/2023 5.530% 08/15/2028	31680EAD3	350,000.00	JPMorgan		101.10	353,838.80	3,860.50	3,854.59	1.14	4.62
CHAIT 2023-A1 A DTD 09/15/2023 5.160% 09/15/2028	161571HT4	405,000.00	JPMorgan		101.17	409,742.96	4,855.23	4,828.84	1.60	4.48
AMXCA 2023-3 A DTD 09/19/2023 5.230% 09/15/2028	02582JKD1	410,000.00	Citigrou		101.27	415,217.66	5,235.99	5,413.34	1.60	4.48
BACCT 2023-A2 A2 DTD 12/14/2023 4.980% 11/15/2028	05522RDH8	180,000.00	BOFAML		100.96	181,733.58	1,757.75	1,752.56	1.75	4.47
AMXCA 2024-1 A DTD 04/23/2024 5.230% 04/16/2029	02582JKH2	495,000.00	Barclays		101.52	502,521.03	7,622.50	7,622.50	2.11	4.56
<b>Security Type Sub-Total</b>		<b>5,012,779.47</b>				<b>5,044,960.68</b>	<b>32,905.85</b>	<b>32,888.30</b>	<b>1.26</b>	<b>4.53</b>
<b>Managed Account Sub-Total</b>		<b>54,819,201.52</b>				<b>53,397,082.51</b>	<b>(20,837.52)</b>	<b>(273,008.84)</b>	<b>2.45</b>	<b>4.49</b>
<b>Joint Powers Authority</b>										
CAMP Pool		269,919.92			1.00	269,919.92	0.00	0.00	0.00	





## Managed Account Fair Market Value & Analytics

For the Month Ending **December 31, 2024**

### CITY OF LAKE ELSINORE - LAKE ELSINORE - CITY FUNDS

Security Type/Description Dated Date/Coupon/Maturity	CUSIP	Par	Broker	Next Call Date	Market Price	Market Value	Unreal G/L On Cost	Unreal G/L Amort Cost	Effective Duration	YTM at Mkt
Liquid Sub-Total		269,919.92				269,919.92	0.00	0.00	0.00	
Securities Sub-Total		\$55,089,121.44				\$53,667,002.43	(\$20,837.52)	(\$273,008.84)	2.45	4.49%
Accrued Interest						\$308,247.43				
Total Investments						\$53,975,249.86				



## Managed Account Security Transactions & Interest

For the Month Ending **December 31, 2024**

### CITY OF LAKE ELSINORE - LAKE ELSINORE - CITY FUNDS

Transaction Type		Security Description	CUSIP	Par	Principal Proceeds	Accrued Interest	Total	Realized G/L Cost	Realized G/L Amort Cost	Sale Method
Trade	Settle									
<b>BUY</b>										
12/03/24	12/06/24	US TREASURY N/B DTD 01/02/2024 3.750% 12/31/2028	91282CJR3	2,600,000.00	(2,565,773.44)	(42,126.36)	(2,607,899.80)			
<b>Transaction Type Sub-Total</b>				<b>2,600,000.00</b>	<b>(2,565,773.44)</b>	<b>(42,126.36)</b>	<b>(2,607,899.80)</b>			
<b>CALL</b>										
12/06/24	12/06/24	BANK OF AMERICA CORP (CALLABLE) DTD 12/06/2021 1.530% 12/06/2025	06051GKE8	225,000.00	225,000.00	0.00	225,000.00	0.00	0.00	
<b>Transaction Type Sub-Total</b>				<b>225,000.00</b>	<b>225,000.00</b>	<b>0.00</b>	<b>225,000.00</b>	<b>0.00</b>	<b>0.00</b>	
<b>INTEREST</b>										
12/01/24	12/25/24	FHMS K058 A2 DTD 11/01/2016 2.653% 08/01/2026	3137BSP72		0.00	1,215.96	1,215.96			
12/01/24	12/25/24	FHMS K065 A2 DTD 07/01/2017 3.243% 04/01/2027	3137F1G44		0.00	1,486.38	1,486.38			
12/01/24	12/25/24	FHMS K522 A2 DTD 06/01/2024 4.803% 05/01/2029	3137HDJJ0		0.00	2,201.38	2,201.38			
12/01/24	12/25/24	FHMS K506 A2 DTD 09/01/2023 4.650% 08/01/2028	3137HAMH6		0.00	3,100.00	3,100.00			
12/01/24	12/25/24	FNA 2023-M6 A2 DTD 07/01/2023 4.181% 07/01/2028	3136BODE6		0.00	1,831.18	1,831.18			
12/01/24	12/25/24	FHMS KJ46 A1 DTD 07/01/2023 4.777% 06/01/2028	3137HAD45		0.00	1,734.95	1,734.95			
12/01/24	12/25/24	FHMS K064 A2 DTD 05/01/2017 3.224% 03/01/2027	3137BXOY1		0.00	1,477.67	1,477.67			
12/01/24	12/25/24	FHMS K061 A2 DTD 01/01/2017 3.347% 11/01/2026	3137BTUM1		0.00	1,035.58	1,035.58			
12/01/24	12/25/24	FHMS K505 A2 DTD 07/01/2023 4.819% 06/01/2028	3137HACX2		0.00	2,208.71	2,208.71			
12/01/24	12/25/24	FHMS KJ48 A1 DTD 12/01/2023 4.858% 05/01/2028	3137HBC69		0.00	1,590.13	1,590.13			
12/01/24	12/25/24	FHMS K510 A2 DTD 11/01/2023 5.069% 10/01/2028	3137HB3D4		0.00	760.35	760.35			



## Managed Account Security Transactions & Interest

For the Month Ending **December 31, 2024**

### CITY OF LAKE ELSINORE - LAKE ELSINORE - CITY FUNDS

Transaction Type	Trade	Settle	Security Description	CUSIP	Par	Principal Proceeds	Accrued Interest	Total	Realized G/L Cost	Realized G/L Amort Cost	Sale Method
<b>INTEREST</b>											
	12/01/24	12/25/24	FHMS K509 A2 DTD 10/01/2023 4.850% 09/01/2028	3137HAST4		0.00	1,515.63	1,515.63			
	12/01/24	12/25/24	FHMS K508 A2 DTD 10/01/2023 4.740% 08/01/2028	3137HAQ74		0.00	1,975.00	1,975.00			
	12/01/24	12/25/24	FHMS K526 A2 DTD 08/01/2024 4.543% 07/01/2029	3137HDXL9		0.00	1,873.99	1,873.99			
	12/01/24	12/25/24	FHMS K511 A2 DTD 12/01/2023 4.860% 10/01/2028	3137HB3G7		0.00	1,113.75	1,113.75			
	12/01/24	12/25/24	FHMS K043 A2 DTD 03/01/2015 3.062% 12/01/2024	3137BGK24		0.00	226.29	226.29			
	12/01/24	12/25/24	FHMS K054 A2 DTD 04/01/2016 2.745% 01/01/2026	3137BNGT5		0.00	629.06	629.06			
	12/01/24	12/25/24	FHMS K524 A2 DTD 07/01/2024 4.720% 05/01/2029	3137HDV56		0.00	1,730.67	1,730.67			
	12/01/24	12/25/24	FHMS K514 A2 DTD 02/01/2024 4.572% 12/01/2028	3137HBLV4		0.00	1,104.90	1,104.90			
	12/01/24	12/25/24	FHMS K507 A2 DTD 09/01/2023 4.800% 09/01/2028	3137HAMS2		0.00	2,000.00	2,000.00			
	12/03/24	12/03/24	AMAZON.COM INC (CALLABLE) DTD 06/03/2020 0.800% 06/03/2025	023135BO8		0.00	1,900.00	1,900.00			
	12/06/24	12/06/24	BANK OF AMERICA CORP (CALLABLE) DTD 12/06/2021 1.530% 12/06/2025	06051GKE8		0.00	1,721.25	1,721.25			
	12/09/24	12/09/24	NATIONAL AUSTRALIA BK/NY DTD 06/09/2022 3.500% 06/09/2025	63254ABD9		0.00	4,375.00	4,375.00			
	12/09/24	12/09/24	NATIONAL AUSTRALIA BK/NY DTD 06/09/2022 3.905% 06/09/2027	63254ABE7		0.00	9,762.50	9,762.50			
	12/15/24	12/15/24	NAROT 2021-A A3 DTD 06/23/2021 0.330% 10/15/2025	65480BAC1		0.00	0.32	0.32			
	12/15/24	12/15/24	COMET 2023-A1 A DTD 05/24/2023 4.420% 05/15/2028	14041NGD7		0.00	1,804.83	1,804.83			
	12/15/24	12/15/24	NAROT 2022-B A3 DTD 09/28/2022 4.460% 05/17/2027	65480JAC4		0.00	417.36	417.36			
	12/15/24	12/15/24	NATIONAL RURAL UTIL COOP DTD 05/04/2022 3.450% 06/15/2025	63743HFE7		0.00	862.50	862.50			



## Managed Account Security Transactions & Interest

For the Month Ending **December 31, 2024**

### CITY OF LAKE ELSINORE - LAKE ELSINORE - CITY FUNDS

Transaction Type	Trade	Settle	Security Description	CUSIP	Par	Principal Proceeds	Accrued Interest	Total	Realized G/L Cost	Realized G/L Amort Cost	Sale Method
<b>INTEREST</b>											
	12/15/24	12/15/24	AMXCA 2023-3 A DTD 09/19/2023 5.230% 09/15/2028	02582JKD1		0.00	1,786.92	1,786.92			
	12/15/24	12/15/24	CARMX 2022-3 A3 DTD 07/20/2022 3.970% 04/15/2027	14318MAD1		0.00	456.88	456.88			
	12/15/24	12/15/24	FORDO 2023-A A3 DTD 03/31/2023 4.650% 02/15/2028	344928AD8		0.00	503.75	503.75			
	12/15/24	12/15/24	BACCT 2023-A2 A2 DTD 12/14/2023 4.980% 11/15/2028	05522RDH8		0.00	747.00	747.00			
	12/15/24	12/15/24	BACCT 2023-A1 A1 DTD 06/16/2023 4.790% 05/15/2028	05522RDG0		0.00	678.58	678.58			
	12/15/24	12/15/24	AMXCA 2024-1 A DTD 04/23/2024 5.230% 04/16/2029	02582JKH2		0.00	2,157.37	2,157.37			
	12/15/24	12/15/24	HART 2021-C A3 DTD 11/17/2021 0.740% 05/15/2026	44935FAD6		0.00	7.25	7.25			
	12/15/24	12/15/24	DCENT 2023-A2 A DTD 06/28/2023 4.930% 06/15/2028	254683CZ6		0.00	1,437.92	1,437.92			
	12/15/24	12/15/24	CHAIT 2023-A1 A DTD 09/15/2023 5.160% 09/15/2028	161571HT4		0.00	1,741.50	1,741.50			
	12/15/24	12/15/24	COMET 2022-A3 A DTD 11/03/2022 4.950% 10/15/2027	14041NGB1		0.00	1,010.63	1,010.63			
	12/15/24	12/15/24	TAOT 2023-A A3 DTD 01/30/2023 4.630% 09/15/2027	891940AC2		0.00	945.29	945.29			
	12/15/24	12/15/24	FITAT 2023-1 A3 DTD 08/23/2023 5.530% 08/15/2028	31680EAD3		0.00	1,612.92	1,612.92			
	12/15/24	12/15/24	HDMOT 2023-A A3 DTD 02/23/2023 5.050% 12/15/2027	41285JAD0		0.00	707.12	707.12			
	12/15/24	12/15/24	DCENT 2023-A1 A DTD 04/11/2023 4.310% 03/15/2028	254683CY9		0.00	1,149.33	1,149.33			
	12/15/24	12/15/24	AMXCA 2023-1 A DTD 06/14/2023 4.870% 05/15/2028	02582JJZ4		0.00	771.08	771.08			
	12/16/24	12/16/24	GMCAR 2022-4 A3 DTD 10/12/2022 4.820% 08/16/2027	36265OAD8		0.00	893.02	893.02			
	12/16/24	12/16/24	GMCAR 2021-4 A3 DTD 10/21/2021 0.680% 09/16/2026	362554AC1		0.00	11.86	11.86			



## Managed Account Security Transactions & Interest

For the Month Ending **December 31, 2024**

### CITY OF LAKE ELSINORE - LAKE ELSINORE - CITY FUNDS

Transaction Type	Trade	Settle	Security Description	CUSIP	Par	Principal Proceeds	Accrued Interest	Total	Realized G/L Cost	Realized G/L Amort Cost	Sale Method
<b>INTEREST</b>											
	12/18/24	12/18/24	HAROT 2023-3 A3 DTD 08/22/2023 5.410% 02/18/2028	438150AC1		0.00	1,442.67	1,442.67			
	12/21/24	12/21/24	HAROT 2023-4 A3 DTD 11/08/2023 5.670% 06/21/2028	438123AC5		0.00	401.63	401.63			
	12/21/24	12/21/24	HAROT 2021-4 A3 DTD 11/24/2021 0.880% 01/21/2026	43815GAC3		0.00	14.20	14.20			
	12/25/24	12/25/24	HOME DEPOT INC (CALLABLE) DTD 06/25/2024 4.750% 06/25/2029	437076DC3		0.00	8,906.25	8,906.25			
	12/31/24	12/31/24	US TREASURY N/B DTD 06/30/2021 1.250% 06/30/2028	91282CCH2		0.00	50,625.00	50,625.00			
	12/31/24	12/31/24	US TREASURY N/B DTD 01/02/2024 3.750% 12/31/2028	91282CJR3		0.00	71,250.00	71,250.00			
	12/31/24	12/31/24	US TREASURY N/B DTD 06/30/2020 0.250% 06/30/2025	912828ZW3		0.00	62.50	62.50			
<b>Transaction Type Sub-Total</b>						<b>0.00</b>	<b>200,976.01</b>	<b>200,976.01</b>			
<b>PAYDOWNS</b>											
	12/01/24	12/25/24	FHMS K043 A2 DTD 03/01/2015 3.062% 12/01/2024	3137BGK24	88,682.61	88,682.61	0.00	88,682.61	(4,392.56)	(61.65)	
	12/01/24	12/25/24	FHMS K054 A2 DTD 04/01/2016 2.745% 01/01/2026	3137BNGT5	6,721.15	6,721.15	0.00	6,721.15	278.30	115.10	
	12/01/24	12/25/24	FHMS KJ48 A1 DTD 12/01/2023 4.858% 05/01/2028	3137HBC69	1,164.48	1,164.48	0.00	1,164.48	0.01	0.01	
	12/01/24	12/25/24	FNA 2023-M6 A2 DTD 07/01/2023 4.181% 07/01/2028	3136BODE6	3.36	3.36	0.00	3.36	0.06	0.04	
	12/01/24	12/25/24	FHMS KJ46 A1 DTD 07/01/2023 4.777% 06/01/2028	3137HAD45	361.19	361.19	0.00	361.19	0.01	0.01	
	12/01/24	12/25/24	FHMS K061 A2 DTD 01/01/2017 3.347% 11/01/2026	3137BTUM1	775.90	775.90	0.00	775.90	23.88	13.52	
	12/15/24	12/15/24	CARMX 2022-3 A3 DTD 07/20/2022 3.970% 04/15/2027	14318MAD1	10,123.58	10,123.58	0.00	10,123.58	0.24	0.12	
	12/15/24	12/15/24	NAROT 2022-B A3 DTD 09/28/2022 4.460% 05/17/2027	65480JAC4	7,309.53	7,309.53	0.00	7,309.53	1.52	0.79	



## Managed Account Security Transactions & Interest

For the Month Ending **December 31, 2024**

### CITY OF LAKE ELSINORE - LAKE ELSINORE - CITY FUNDS

Transaction Type		Security Description	CUSIP	Par	Principal	Accrued	Total	Realized G/L	Realized G/L	Sale
Trade	Settle				Proceeds	Interest		Cost	Amort Cost	
PAYDOWNS										
12/15/24	12/15/24	HART 2021-C A3 DTD 11/17/2021 0.740% 05/15/2026	44935FAD6	3,394.35	3,394.35	0.00	3,394.35	0.76	0.24	
12/15/24	12/15/24	HDMOT 2023-A A3 DTD 02/23/2023 5.050% 12/15/2027	41285JAD0	9,478.88	9,478.88	0.00	9,478.88	0.96	0.60	
12/15/24	12/15/24	TAOT 2023-A A3 DTD 01/30/2023 4.630% 09/15/2027	891940AC2	11,634.00	11,634.00	0.00	11,634.00	0.01	0.01	
12/15/24	12/15/24	NAROT 2021-A A3 DTD 06/23/2021 0.330% 10/15/2025	65480BAC1	1,149.68	1,149.68	0.00	1,149.68	0.02	0.01	
12/16/24	12/16/24	GMCAR 2021-4 A3 DTD 10/21/2021 0.680% 09/16/2026	362554AC1	3,092.14	3,092.14	0.00	3,092.14	0.08	0.03	
12/16/24	12/16/24	GMCAR 2022-4 A3 DTD 10/12/2022 4.820% 08/16/2027	36265OAD8	16,306.41	16,306.41	0.00	16,306.41	2.67	1.47	
12/21/24	12/21/24	HAROT 2021-4 A3 DTD 11/24/2021 0.880% 01/21/2026	43815GAC3	3,678.11	3,678.11	0.00	3,678.11	0.78	0.21	
Transaction Type Sub-Total				163,875.37	163,875.37	0.00	163,875.37	(4,083.26)	70.51	
SELL										
12/03/24	12/06/24	US TREASURY N/B DTD 11/15/2016 2.000% 11/15/2026	912828U24	2,150,000.00	2,063,916.02	2,494.48	2,066,410.50	44,595.71	(19,809.37)	FIFO
Transaction Type Sub-Total				2,150,000.00	2,063,916.02	2,494.48	2,066,410.50	44,595.71	(19,809.37)	
Managed Account Sub-Total					(112,982.05)	161,344.13	48,362.08	40,512.45	(19,738.86)	
Total Security Transactions					(112,982.05)	\$161,344.13	\$48,362.08	\$40,512.45	(\$19,738.86)	



## Account Statement

For the Month Ending **December 31, 2024**

### CITY OF LAKE ELSINORE - LAKE ELSINORE - CITY FUNDS

Trade Date	Settlement Date	Transaction Description	Share or Unit Price	Dollar Amount of Transaction	Total Shares Owned
<b>CAMP Pool</b>					
<b>Opening Balance</b>					<b>305,271.70</b>
12/02/24	12/02/24	Purchase - Interest 91282CFZ9	1.00	46,015.63	351,287.33
12/03/24	12/03/24	Purchase - Interest 023135BQ8	1.00	1,900.00	353,187.33
12/05/24	12/05/24	IP Fees September 2024	1.00	(3,919.88)	349,267.45
12/05/24	12/05/24	U.S. Bank Fees August 2024	1.00	(239.91)	349,027.54
12/06/24	12/06/24	Purchase - Interest 06051GKE8	1.00	1,721.25	350,748.79
12/06/24	12/06/24	Purchase - Principal 912828U24	1.00	2,063,916.02	2,414,664.81
12/06/24	12/06/24	Purchase - Interest 912828U24	1.00	2,494.48	2,417,159.29
12/06/24	12/06/24	Purchase - Principal 06051GKE8	1.00	225,000.00	2,642,159.29
12/06/24	12/06/24	Redemption - Interest 91282CJR3	1.00	(42,126.36)	2,600,032.93
12/06/24	12/06/24	Redemption - Principal 91282CJR3	1.00	(2,565,773.44)	34,259.49
12/09/24	12/09/24	Purchase - Interest 63254ABD9	1.00	4,375.00	38,634.49
12/09/24	12/09/24	Purchase - Interest 63254ABE7	1.00	9,762.50	48,396.99
12/16/24	12/16/24	Purchase - Interest 63743HFE7	1.00	862.50	49,259.49
12/16/24	12/16/24	Purchase - Interest 02582JJZ4	1.00	771.08	50,030.57
12/16/24	12/16/24	Purchase - Interest 02582JKD1	1.00	1,786.92	51,817.49
12/16/24	12/16/24	Purchase - Interest 02582JKH2	1.00	2,157.37	53,974.86
12/16/24	12/16/24	Purchase - Interest 05522RDG0	1.00	678.58	54,653.44
12/16/24	12/16/24	Purchase - Interest 05522RDH8	1.00	747.00	55,400.44
12/16/24	12/16/24	Purchase - Interest 14041NGB1	1.00	1,010.63	56,411.07
12/16/24	12/16/24	Purchase - Interest 14041NGD7	1.00	1,804.83	58,215.90
12/16/24	12/16/24	Purchase - Interest 14318MAD1	1.00	456.88	58,672.78





## Account Statement

For the Month Ending **December 31, 2024**

### CITY OF LAKE ELSINORE - LAKE ELSINORE - CITY FUNDS

Trade Date	Settlement Date	Transaction Description	Share or Unit Price	Dollar Amount of Transaction	Total Shares Owned
<b>CAMP Pool</b>					
12/16/24	12/16/24	Purchase - Interest 161571HT4	1.00	1,741.50	60,414.28
12/16/24	12/16/24	Purchase - Interest 254683CY9	1.00	1,149.33	61,563.61
12/16/24	12/16/24	Purchase - Interest 254683CZ6	1.00	1,437.92	63,001.53
12/16/24	12/16/24	Purchase - Interest 31680EAD3	1.00	1,612.92	64,614.45
12/16/24	12/16/24	Purchase - Interest 344928AD8	1.00	503.75	65,118.20
12/16/24	12/16/24	Purchase - Interest 362554AC1	1.00	11.86	65,130.06
12/16/24	12/16/24	Purchase - Interest 36265QAD8	1.00	893.02	66,023.08
12/16/24	12/16/24	Purchase - Interest 41285JAD0	1.00	707.12	66,730.20
12/16/24	12/16/24	Purchase - Interest 44935FAD6	1.00	7.25	66,737.45
12/16/24	12/16/24	Purchase - Interest 65480BAC1	1.00	0.32	66,737.77
12/16/24	12/16/24	Purchase - Interest 65480JAC4	1.00	417.36	67,155.13
12/16/24	12/16/24	Purchase - Interest 891940AC2	1.00	945.29	68,100.42
12/16/24	12/16/24	Purchase - Principal 41285JAD0	1.00	9,478.88	77,579.30
12/16/24	12/16/24	Purchase - Principal 65480JAC4	1.00	7,309.53	84,888.83
12/16/24	12/16/24	Purchase - Principal 891940AC2	1.00	11,634.00	96,522.83
12/16/24	12/16/24	Purchase - Principal 44935FAD6	1.00	3,394.35	99,917.18
12/16/24	12/16/24	Purchase - Principal 14318MAD1	1.00	10,123.58	110,040.76
12/16/24	12/16/24	Purchase - Principal 362554AC1	1.00	3,092.14	113,132.90
12/16/24	12/16/24	Purchase - Principal 36265QAD8	1.00	16,306.41	129,439.31
12/16/24	12/16/24	Purchase - Principal 65480BAC1	1.00	1,149.67	130,588.98
12/18/24	12/18/24	Purchase - Interest 43815QAC1	1.00	1,442.67	132,031.65
12/18/24	12/18/24	IP Fees October 2024	1.00	(4,068.37)	127,963.28





## Account Statement

For the Month Ending **December 31, 2024**

### CITY OF LAKE ELSINORE - LAKE ELSINORE - CITY FUNDS

Trade Date	Settlement Date	Transaction Description	Share or Unit Price	Dollar Amount of Transaction	Total Shares Owned
<b>CAMP Pool</b>					
12/18/24	12/18/24	U.S. Bank Fees September 2024	1.00	(217.11)	127,746.17
12/23/24	12/23/24	Purchase - Interest 438123AC5	1.00	401.63	128,147.80
12/23/24	12/23/24	Purchase - Interest 43815GAC3	1.00	14.20	128,162.00
12/23/24	12/23/24	Purchase - Principal 43815GAC3	1.00	3,678.11	131,840.11
12/26/24	12/26/24	Purchase - Interest 437076DC3	1.00	8,906.25	140,746.36
12/26/24	12/26/24	Purchase - Interest 3137BTUM1	1.00	1,035.58	141,781.94
12/26/24	12/26/24	Purchase - Interest 3137BXQY1	1.00	1,477.67	143,259.61
12/26/24	12/26/24	Purchase - Interest 3137F1G44	1.00	1,486.38	144,745.99
12/26/24	12/26/24	Purchase - Interest 3137HACX2	1.00	2,208.71	146,954.70
12/26/24	12/26/24	Purchase - Interest 3137HAD45	1.00	1,734.95	148,689.65
12/26/24	12/26/24	Purchase - Interest 3137HAMH6	1.00	3,100.00	151,789.65
12/26/24	12/26/24	Purchase - Interest 3137HAMS2	1.00	2,000.00	153,789.65
12/26/24	12/26/24	Purchase - Interest 3137HAQ74	1.00	1,975.00	155,764.65
12/26/24	12/26/24	Purchase - Interest 3137HAST4	1.00	1,515.63	157,280.28
12/26/24	12/26/24	Purchase - Interest 3137HB3D4	1.00	760.35	158,040.63
12/26/24	12/26/24	Purchase - Interest 3137HB3G7	1.00	1,113.75	159,154.38
12/26/24	12/26/24	Purchase - Interest 3137HBC69	1.00	1,590.13	160,744.51
12/26/24	12/26/24	Purchase - Interest 3136BQDE6	1.00	1,831.18	162,575.69
12/26/24	12/26/24	Purchase - Interest 3137BGK24	1.00	226.29	162,801.98
12/26/24	12/26/24	Purchase - Interest 3137HBLV4	1.00	1,104.90	163,906.88
12/26/24	12/26/24	Purchase - Interest 3137HDJJ0	1.00	2,201.38	166,108.26
12/26/24	12/26/24	Purchase - Interest 3137HDV56	1.00	1,730.67	167,838.93



## Account Statement

For the Month Ending **December 31, 2024**

### CITY OF LAKE ELSINORE - LAKE ELSINORE - CITY FUNDS

Trade Date	Settlement Date	Transaction Description	Share or Unit Price	Dollar Amount of Transaction	Total Shares Owned
<b>CAMP Pool</b>					
12/26/24	12/26/24	Purchase - Interest 3137HDXL9	1.00	1,873.99	169,712.92
12/26/24	12/26/24	Purchase - Interest 3137BNGT5	1.00	629.06	170,341.98
12/26/24	12/26/24	Purchase - Interest 3137BSP72	1.00	1,215.96	171,557.94
12/26/24	12/26/24	Purchase - Principal 3137BTUM1	1.00	775.90	172,333.84
12/26/24	12/26/24	Purchase - Principal 3137HAD45	1.00	361.19	172,695.03
12/26/24	12/26/24	Purchase - Principal 3137BGK24	1.00	88,682.61	261,377.64
12/26/24	12/26/24	Purchase - Principal 3137BNGT5	1.00	6,721.15	268,098.79
12/26/24	12/26/24	Purchase - Principal 3137HBC69	1.00	1,164.48	269,263.27
12/26/24	12/26/24	Purchase - Principal 3136BQDE6	1.00	3.36	269,266.63
12/31/24	01/02/25	Accrual Income Div Reinvestment - Distributions	1.00	653.29	269,919.92

#### Closing Balance

**269,919.92**

	Month of December	Fiscal YTD January-December
Opening Balance	305,271.70	116,772.96
Purchases	2,580,993.29	22,793,386.43
Redemptions (Excl. Checks)	(2,616,345.07)	(22,640,239.47)
Check Disbursements	0.00	0.00
<b>Closing Balance</b>	<b>269,919.92</b>	<b>269,919.92</b>
Cash Dividends and Income	653.29	9,423.82

Closing Balance	269,919.92
Average Monthly Balance	163,393.58
Monthly Distribution Yield	4.73%