



CITY OF LAKE ELSINORE
INVESTMENT REPORT

CITY OF LAKE ELSINORE
INVESTMENT REPORT OF POOLED CASH AND INVESTMENTS
AS OF JANUARY 31, 2025

	BANK BALANCE	DEPOSITS IN TRANSIT	OUTSTANDING PAYMENTS	BOOK BALANCE
CASH ACCOUNTS				
Bank Accounts:				
General Checking Account	\$ 22,985,214	\$ 225,927	\$ (1,591,802)	\$ 21,619,339
Cash On Hand:				
Cashier Drawers #1 & #2	-	-	-	300
City of Lake Elsinore Petty Cash Fund	-	-	-	2,000
Total Cash Accounts	22,985,214	225,927	(1,591,802)	21,621,639
INVESTMENTS				
Local Agency Investment Funds	64,851,313	-	-	64,851,313
CAMP Investments:				
CAMP Pool Account	209,187	-	-	209,187
U.S. Treasury Bond / Note	23,360,127	-	-	23,360,127
Municipal Bond / Note	1,236,023	-	-	1,236,023
Federal Agency Commercial Mortgage-Backed Security	8,451,303	-	-	8,451,303
Federal Agency Bond / Note	2,266,362	-	-	2,266,362
Corporate Note	12,061,922	-	-	12,061,922
Certificate of Deposit	900,000	-	-	900,000
Bank Note	525,525	-	-	525,525
Asset-Backed Security	4,941,079	-	-	4,941,079
Sub-total Investments	118,802,840	-	-	118,802,840
Market Value Adjustment:				
Unrealized Gain/(Loss) at 01/31/2025	(45,163)	-	-	(45,163)
Total Investments	118,757,677	-	-	118,757,677
Total Pooled Cash and Investments	\$ 141,742,890	\$ 225,927	\$ (1,591,802)	\$ 140,379,315
TOTAL POOLED CASH AND INVESTMENTS				\$ 140,379,315

I certify that this report accurately reflects all pooled investments and it is in conformity with the investment policy as approved by the City Council on June 11, 2024. A copy of this policy is available in the office of the City Clerk. The pooled investments shown above provide sufficient cash flow liquidity to meet the next six months estimated expenditures.

Jason P. Simpson
City Manager

February 13, 2025
Date

CITY OF LAKE ELSINORE
POOLED CASH AND INVESTMENTS BY FUND
AS OF JANUARY 31, 2025

<u>FUND NO</u>	<u>FUND NAME</u>	<u>AMOUNT</u>
100	General	\$ 9,359,683
101	Supplemental Law Enforcement	8,333
102	Measure Z	14,606,200
106	Affordable Housing In Lieu	1,706,328
107	Developer Agreement Revenue	486,049
108	American Rescue Plan	2,396,161
109	Road Maintenance and Rehabilitation (SB1)	2,991,982
110	State Gas Tax	1,163,696
112	Measure A	1,342,932
114	SB1186 CASP Education Program	76,108
115	Traffic Safety	4,431
116	City Hall-Public Works DIF	563,151
117	Community Center DIF	566,681
118	Lake Side Facility DIF	797,783
119	Animal Shelter DIF	85,824
121	T.R.I.P.-2014A	534
135	Lighting & Landscape Maintenance - Dist. No. 1	1,977,037
140	Geothermal	12,617
160	PEG Grant	6,687
202	La Strada RBBD	25,732
203	E.L.S.P. - S.T.I.F.	3,628,650
205	Traffic Impact Fee	736,103
211	Storm Drain C.I.P.	1,961,960
231	Library C.I.P.	1,114,370
232	City Fire Protection	1,197,572
300	Insurance Service	1,305,240
305	Information Systems Service	3,360,536
310	Support Service	61,950
315	Fleet Service	1,425,011
320	Facilities Service	2,974,056
331	CFD 2006-1CC Summerly Improvement Area CC	100,096
332	CFD 2006-1 Improvement Area B, Summerly	88,452
333	CFD 2015-3 Terracina	116,710
334	CFD 2015-5 Trieste - Far West Industries	77,591
335	CFD 2003-2E Canyon Hills Improvement Area E	90,440
336	CFD 2006-1FF Summerly Improvement Area FF	109,599
337	CFD 2016-2 Canyon Hills	705,957
338	CFD 2006-1 IA-JJ Summerly Improvement Area	179,602
339	CFD 2006-1 IA-KK Summerly Improvement Area	147,750
340	CFD 2006-1 IA-EE Summerly Improvement Area	144,381

CITY OF LAKE ELSINORE
POOLED CASH AND INVESTMENTS BY FUND
AS OF JANUARY 31, 2025

<u>FUND NO</u>	<u>FUND NAME</u>	<u>AMOUNT</u>
345	CFD 2003-2 Improvement Area D, Canyon Hills	1,004,502
346	CFD 2014-1 Southshore	62,433
347	CFD 2006-1 Improvement Area A, Summerly	118,928
350	CFD 98-1 Summerhill	569,168
351	CFD 2006-1 IA-II Summerly Improvement	234,056
355	RAD 2021-1 Canyon Hills Improvement	452,271
357	CFD 2003-2 Canyon Hills Improvement Area	403,489
359	CFD 2021-1 IA-2 Tuscany Valley & Crest Improvement	300
361	CFD 2022-2 Lakeshore Improvement	13,306
362	CFD 2006-8S Running Deer Estates Services	54,980
363	CFD 2022-3 Lakeside	439
364	CFD 2023-2 Coastal Mission Trail Improvement	3,189
366	CFD 2005-6 City Center Townhomes	137,239
368	CFD 2006-2 Viscaya	267,299
369	CFD 2004-3 Area 1 Rosetta Canyon Improvement Area	904,629
370	CFD 2006-1 IA-HH Summerly Improvement	169,975
371	CFD 2005-1 Serenity	335,009
372	CFD 2005-2 Alberhill Ranch Improvement Area	828,124
374	CFD 2005-4 Lakeview Villas	3,118
375	CFD 2006-4 Clurman	158,904
376	CFD 2006-3 La Strada	1,062
377	CFD 2006-6 Tessara	122,920
378	CFD 2006-8 Running Deer Estates	117,314
379	CFD 2022-1 Alberhill	86,364
380	CFD	26,300
384	CFD 2003-2 Area B Canyon Hills Improvement Area	1,004,710
385	CFD 2004-3 Area 2 Rosetta Canyon Improvement Area	974,637
386	CFD 2007-4 Mekenna Court	90,584
387	CFD 2007-5 Red Kite	63,078
388	CFD 2007-6 Holiday Inn Express	3,335
390	CFD 2003-2 Area C Canyon Hills Improvement Area	418,727
392	CFD 95-1 City Center	75,260
394	CFD 2005-5 (2012A) Wasson Canyon	147,237
395	CFD 2018-1 Wasson Canyon II Improvement Area	1,316
396	CFD 2018-2 Nichols Ranch Improvement Area	161,735
397	CFD 2018-3 Village at Lakeshore	203,043
398	CFD 2021-1 Tuscany Valley and Crest	298
500	Capital Improvement Plan	13,760,641
510	Successor To RDA Area I, II, & III	2,563,864
603	Endowment Trust - Carl Graves	66,891

CITY OF LAKE ELSINORE
POOLED CASH AND INVESTMENTS BY FUND
AS OF JANUARY 31, 2025

<u>FUND NO</u>	<u>FUND NAME</u>	<u>AMOUNT</u>
604	Endowment Trust - Korn Memorial	36,255
605	Public Improvement Trust	2,606,510
606	Mobile Source Air Pollution Reduction	169,366
608	Trust Deposit & Pre Paid Expense	1,639,045
617	Successor Agency Housing	42,607,880
620	Cost Recovery System	6,769,539
631	Lake Destratification Equipment Replacement	416,264
650	CFD 2003-1 Law & Fire Service	1,809,048
651	CFD 2006-5 Park & Open Space Service	58,206
652	CFD 2007-1 Law & Fire Service	58,917
653	CFD 2009-1 Parks & Lighting Service	388,699
655	CFD 2015-1s Law, Fire, Paramedic Services	504,940
	Total Pooled Cash & Investments	<u><u>\$ 140,379,315</u></u>

CITY OF LAKE ELSINORE
SUMMARY OF POLICY LIMITATIONS
FOR THE MONTH ENDING JANUARY 31, 2025

<u>TYPES OF SECURITIES</u>	<u>MAXIMUM PERCENTAGE</u>	<u>DIVERSIFICATION PERCENTAGE</u>	<u>CURRENT BALANCE</u>
CAMP - Pooled Sweep Account	Unlimited	0.18%	\$ 209,187
U.S. Treasury Bond / Note	Unlimited	19.66%	\$ 23,360,127
Supra-National Agency Bond / Note	30%	0.00%	\$ -
Municipal Bond / Note	Unlimited	1.04%	\$ 1,236,023
Federal Agency Collateralized Mortgage Obligation	40%	7.11%	\$ 8,451,303
Federal Agency Bond / Note	Unlimited	1.91%	⁽¹⁾ \$ 2,266,362
Banker's Acceptance	40.00%	0.00%	\$ -
Corporate Note (Includes Bank Note)	30%	10.60%	\$ 12,587,447
Commercial Paper	25%	0.00%	\$ -
Negotiable Certificates of Deposit	30%	0.76%	\$ 900,000
Asset-Backed Security / Collateralized Mortgage	20%	4.16%	\$ 4,941,079
Repurchase Agreements	Unlimited	0	\$ -
Reverse Repurchase Agreements	10.00%	0.00%	\$ -
LAIF (Local Agency Investment Funds)	\$150 Million	54.59%	⁽²⁾ \$ 64,851,313
TOTAL		100.00%	\$ 118,802,840

Note:

⁽¹⁾ No more than 40% in any one federal agency. See CAMP Portfolio Statement for listing of agencies.

⁽²⁾ Investment in LAIF may not exceed \$75 million in each agency.



Local Agency Investment Fund



PMIA/LAIF Performance Report as of 02/05/25



Quarterly Performance Quarter Ended 12/31/24

LAIF Apportionment Rate ⁽²⁾ :	4.62
LAIF Earnings Ratio ⁽²⁾ :	0.00012664187216722
LAIF Administrative Cost ^{(1)*} :	0.28
LAIF Fair Value Factor ⁽¹⁾ :	0.999621985
PMIA Daily ⁽¹⁾ :	4.40
PMIA Quarter to Date ⁽¹⁾ :	4.48
PMIA Average Life ⁽¹⁾ :	252

PMIA Average Monthly Effective Yields⁽¹⁾

January	4.366
December	4.434
November	4.477
October	4.518
September	4.575
August	4.579

Pooled Money Investment Account Monthly Portfolio Composition ⁽¹⁾ 12/31/24 \$155.4 billion

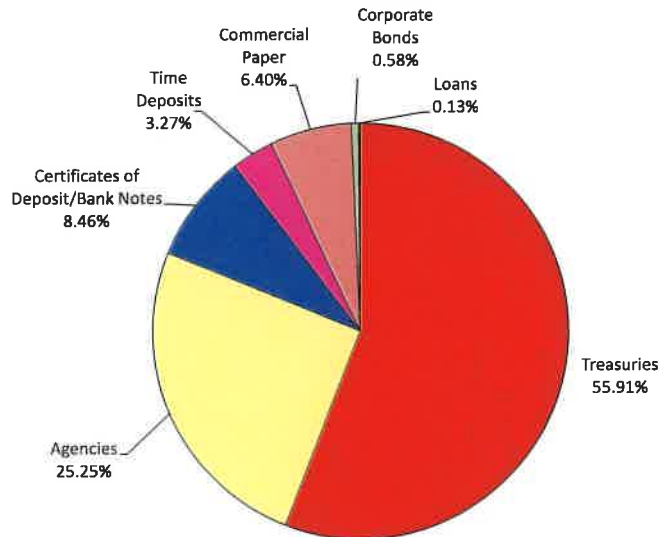


Chart does not include \$1,239,000.00 in mortgages, which equates to 0.001%. Percentages may not total 100% due to rounding.

Daily rates are now available here. [View PMIA Daily Rates](#)

Notes: The apportionment rate includes interest earned on the CalPERS Supplemental Pension Payment pursuant to Government Code 20825 (c)(1) and interest earned on the Wildfire Fund loan pursuant to Public Utility Code 3288 (a).

*The percentage of administrative cost equals the total administrative cost divided by the quarterly interest earnings. The law provides that administrative costs are not to exceed 5% of quarterly EARNINGS of the fund. However, if the 13-week Daily Treasury Bill Rate on the last day of the fiscal year is below 1%, then administrative costs shall not exceed 8% of quarterly EARNINGS of the fund for the subsequent fiscal year.

Source:

⁽¹⁾ State of California, Office of the Treasurer

⁽²⁾ State of California, Office of the Controller

CITY OF LAKE ELSINORE
LOCAL AGENCY INVESTMENT FUND
TRANSACTION SUMMARY
FOR THE MONTH ENDING JANUARY 31, 2025

<u>Yield</u>	<u>Purchase Date</u>	<u>Maturity Rate</u>
4.366%	Daily	24-Hour

<u>Investment</u>	<u>Beginning Balance</u>	<u>Net Increase/(Decrease)</u>	<u>Ending Balance</u>
Total Investments Held with Local Agency Investment Fund:	\$ <u>63,648,272</u>	\$ <u>1,203,042</u>	\$ <u>64,851,313</u>

Note:
Per California State Treasurer, LAIF Statute 16429.1: Separate accounts for each governmental unit shall be maintained.



CAMP
Investment Portfolio



Customer Service
PO Box 11813
Harrisburg, PA 17108-1813

CITY OF LAKE ELSINORE

ACCOUNT STATEMENT

For the Month Ending
January 31, 2025

Contents

- Cover/Disclosures
- Summary Statement
- Individual Accounts

Accounts included in Statement

LAKE ELSINORE - CITY FUNDS

Important Messages

CAMP will be closed on 02/17/2025 for Presidents Day.

CITY OF LAKE ELSINORE
JASON SIMPSON
130 S. MAIN STREET
LAKE ELSINORE, CA 92530

Online Access www.camponline.com

Customer Service 1-800-729-7665



Important Disclosures

This statement is for general information purposes only and is not intended to provide specific advice or recommendations. PFM Asset Management ("PFMAM") is a division of U.S. Bancorp Asset Management, Inc. ("USBAM"), a SEC-registered investment adviser. USBAM is direct subsidiary of U.S. Bank National Association ("U.S. Bank") and an indirect subsidiary of U.S. Bancorp. U.S. Bank is not responsible for and does not guarantee the products, services or performance of PFMAM. PFMAM maintains a written disclosure statement of our background and business experience. If you would like to receive a copy of our current disclosure statement, please contact Service Operations at the address below.

Proxy Voting PFMAM does not normally receive proxies to vote on behalf of its clients. However, it does on occasion receive consent requests. In the event a consent request is received the portfolio manager contacts the client and then proceeds according to their instructions. PFMAM's Proxy Voting Policy is available upon request by contacting Service Operations at the address below.

Questions About an Account PFMAM's monthly statement is intended to detail our investment advisory activity as well as the activity of any accounts held by clients in pools that are managed by PFMAM. The custodian bank maintains the control of assets and executes (i.e., settles) all investment transactions. The custodian statement is the official record of security and cash holdings and transactions. PFMAM recognizes that clients may use these reports to facilitate record keeping and that the custodian bank statement and the PFMAM statement should be reconciled and differences resolved. Many custodians use a settlement date basis which may result in the need to reconcile due to a timing difference.

Account Control PFMAM does not have the authority to withdraw funds from or deposit funds to the custodian outside the scope of services provided by PFMAM. Our clients retain responsibility for their internal accounting policies; implementing and enforcing internal controls and generating ledger entries or otherwise recording transactions.

Market Value Generally, PFMAM's market prices are derived from closing bid prices as of the last business day of the month as supplied by ICE Data Services. There may be differences in the values shown for investments due to accrued but uncollected income and the use of differing valuation sources and methods. Non-negotiable FDIC-insured bank certificates of deposit are priced at par. Although PFMAM believes the prices to be reliable, the values of the securities may not represent the prices at which the securities could have been bought or sold. Explanation of the valuation methods for a registered investment company or local government investment program is contained in the appropriate fund offering documentation or information statement.

Amortized Cost The original cost of the principal of the security is adjusted for the amount of the periodic reduction of any discount or premium from the purchase date until the date of the report. Discount or premium with respect to short term securities (those with less than one year to maturity at time of issuance) is amortized on a straightline basis. Such discount or premium with respect to longer term securities is amortized using the constant yield basis.

Important Disclosures

Tax Reporting Cost data and realized gains / losses are provided for informational purposes only. Please review for accuracy and consult your tax advisor to determine the tax consequences of your security transactions. PFMAM does not report such information to the IRS or other taxing authorities and is not responsible for the accuracy of such information that may be required to be reported to federal, state or other taxing authorities.

Financial Situation In order to better serve you, PFMAM should be promptly notified of any material change in your investment objective or financial situation.

Callable Securities Securities subject to redemption prior to maturity may be redeemed in whole or in part before maturity, which could affect the yield represented. **Portfolio** The securities in this portfolio, including shares of mutual funds, are not guaranteed or otherwise protected by PFMAM, the FDIC (except for certain non-negotiable certificates of deposit) or any government agency. Investment in securities involves risks, including the possible loss of the amount invested. Actual settlement values, accrued interest, and amortized cost amounts may vary for securities subject to an adjustable interest rate or subject to principal paydowns. Any changes to the values shown may be reflected within the next monthly statement's beginning values.

Rating Information provided for ratings is based upon a good faith inquiry of selected sources, but its accuracy and completeness cannot be guaranteed.

Shares of some local government investment programs and TERM funds are distributed by representatives of USBAM's affiliate, U.S. Bancorp Investments, Inc. which is registered with the SEC as a broker/dealer and is a member of the Financial Industry Regulatory Authority ("FINRA") and the Municipal Securities Rulemaking Board ("MSRB"). You may reach the FINRA by calling the FINRA Hotline at 1-800-289-9999 or at the FINRA website address <https://www.finra.org/investors/investor-contacts>. A brochure describing the FINRA Regulation Public Disclosure Program is also available from FINRA upon request.

Key Terms and Definitions
Dividends on local government investment program funds consist of interest earned, plus any discount ratably amortized to the date of maturity, plus all realized gains and losses on the sale of securities prior to maturity, less ratable amortization of any premium and all accrued expenses to the fund. Dividends are accrued daily and may be paid either monthly or quarterly. The monthly earnings on this statement represent the estimated dividend accrued for the month for any program that distributes earnings on a quarterly basis. There is no guarantee that the estimated amount will be paid on the actual distribution date.

Current Yield is the net change, exclusive of capital changes and income other than investment income, in the value of a hypothetical fund account with a balance of one share over the seven-day base period including the statement date, expressed as a percentage of the value of one share (normally \$1.00 per share) at the beginning of the seven-day period. This resulting net change in account value is then annualized by multiplying it by 365 and dividing the result by 7. The yields quoted should not be considered a representation of the yield of the fund in the future, since the yield is not fixed.

Account Statement

For the Month Ending January 31, 2025

Average maturity represents the average maturity of all securities and investments of a portfolio, determined by multiplying the par or principal value of each security or investment by its maturity (days or years), summing the products, and dividing the sum by the total principal value of the portfolio. The stated maturity date of mortgage backed or callable securities are used in this statement. However the actual maturity of these securities could vary depending on the level or prepayments on the underlying mortgages or whether a callable security has or is still able to be called.

Monthly distribution yield represents the net change in the value of one share (normally \$1.00 per share) resulting from all dividends declared during the month by a fund expressed as a percentage of the value of one share at the beginning of the month. This resulting net change is then annualized by multiplying it by 365 and dividing it by the number of calendar days in the month.

YTM at Cost The yield to maturity at cost is the expected rate of return, based on the original cost, the annual interest receipts, maturity value and the time period from purchase date to maturity, stated as a percentage, on an annualized basis.

YTM at Market The yield to maturity at market is the rate of return, based on the current market value, the annual interest receipts, maturity value and the time period remaining until maturity, stated as a percentage, on an annualized basis. **Managed Account** A portfolio of investments managed discretely by PFMAM according to the client's specific investment policy and requirements. The investments are directly owned by the client and held by the client's custodian. **Unsettled Trade** A trade which has been executed however the final consummation of the security transaction and payment has not yet taken place.

In August 2024, PFMAM converted its portfolio accounting system from FIS Investment Accounting Manager to SS&C PORTIA. The new system has recalculated the amortized cost and yield to maturity at cost of each security, based upon original cost and settlement date. Some securities, including some factored securities and previously exchanged securities, are now on a modified amortization schedule as compared with that of the past. Where transfers have occurred between your portfolios we have returned their settlement dates to the settlement dates of the original purchases in order to minimize any impact to their amortization schedules.

Please review the detail pages of this statement carefully. If you think your statement is wrong, missing account information, or if you need more information about a transaction, please contact PFMAM within 60 days of receipt. If you have other concerns or questions regarding your account, or to request an updated copy of PFMAM's current disclosure statement, please contact a member of your client management team at PFMAM Service Operations at the address below.

PFM Asset Management
Attn: Service Operations
213 Market Street
Harrisburg, PA 17101

NOT FDIC INSURED NO BANK GUARANTEE MAY LOSE VALUE




Account Statement - Transaction Summary

For the Month Ending January 31, 2025

CITY OF LAKE ELSINORE - LAKE ELSINORE - CITY FUNDS

CAMP Pool		Asset Summary	
Operating Market Value	269,919.92	January 31, 2025	December 31, 2024
Purchases	1,293,355.74	209,186.56	269,919.92
Redemptions	(1,354,089.10)		
Unsettled Trades	0.00	53,784,412.77	53,397,082.51
Change in Value	0.00		
Closing Market Value	\$209,186.56	\$53,993,599.33	\$53,667,002.43
Cash Dividends and Income	599.26		
CAMP Managed Account		Asset Allocation	
Operating Market Value	53,397,082.51		
Purchases	1,344,653.32		
Redemptions	(1,041,547.68)		
Unsettled Trades	0.00		
Change in Value	84,224.62		
Closing Market Value	\$53,784,412.77		
Cash Dividends and Income	149,588.76		





Managed Account Summary Statement

For the Month Ending January 31, 2025

CITY OF LAKE ELSINORE - LAKE ELSINORE - CITY FUNDS

Transaction Summary - Money Market		Transaction Summary - Managed Account		Account Total
Opening Market Value	\$269,919.92	Opening Market Value	\$53,397,082.51	Opening Market Value
Purchases	1,293,355.74	Maturities/Calls	(81,391.43)	
Redemptions	(1,354,089.10)	Principal Dispositions	(960,156.25)	
		Principal Acquisitions	1,344,653.32	
		Unsettled Trades	0.00	
		Change in Current Value	84,224.62	
Closing Market Value	\$209,186.56	Closing Market Value	\$53,784,412.77	Closing Market Value
Dividend	599.26			
				\$53,993,599.33

Earnings Reconciliation (Cash Basis) - Managed Account		Cash Balance
Interest/Dividends/Coupons Received	129,271.30	
Less Purchased Interest Related to Interest/Coupons	(997.06)	
Plus Net Realized Gains/Losses	21,314.52	
Total Cash Basis Earnings	\$149,588.76	Closing Cash Balance
		\$0.00

Earnings Reconciliation (Accrual Basis)		Managed Account	Total	Cash Transactions Summary- Managed Account	
Ending Amortized Value of Securities		53,991,732.49	54,200,919.05	Maturities/Calls	0.00
Ending Accrued Interest		333,586.74	333,586.74	Sale Proceeds	963,084.43
Plus Proceeds from Sales		963,084.43	2,317,173.53	Coupon/Interest/Dividend Income	126,343.12
Plus Proceeds of Maturities/Calls/Principal Payments		81,391.43	81,391.43	Principal Payments	81,391.43
Plus Coupons/Dividends Received		126,343.12	126,343.12	Security Purchases	(1,345,650.38)
Less Cost of New Purchases		(1,345,650.38)	(2,639,006.12)	Net Cash Contribution	174,831.40
Less Beginning Amortized Value of Securities		(53,670,273.25)	(53,940,193.17)	Reconciling Transactions	0.00
Less Beginning Accrued Interest		(308,247.43)	(308,247.43)		
Dividends		0.00	599.26		
Total Accrual Basis Earnings		\$171,967.15	\$172,566.41		



Portfolio Summary and Statistics

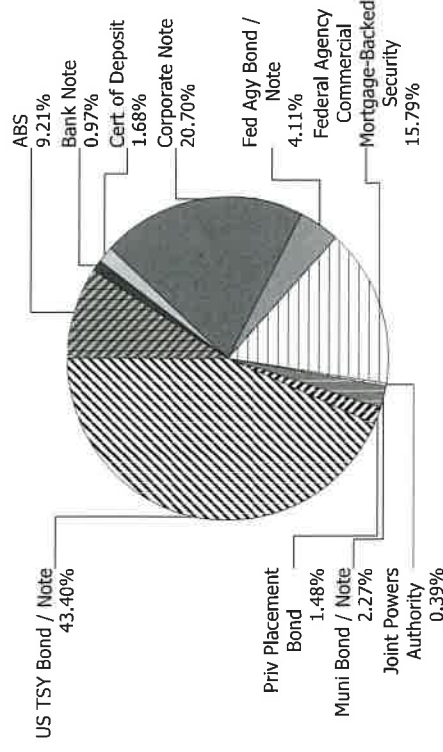
For the Month Ending January 31, 2025

CITY OF LAKE ELSINORE - LAKE ELSINORE - CITY FUNDS

Account Summary

Description	Par Value	Market Value	Percent
U.S. Treasury Bond / Note	24,525,000.00	23,430,616.87	43.40
Municipal Bond / Note	1,235,000.00	1,223,817.48	2.27
Federal Agency Commercial	8,586,014.09	8,525,712.95	15.79
Mortgage-Backed Security			
Federal Agency Bond / Note	2,275,000.00	2,221,496.63	4.11
Corporate Note	12,125,000.00	11,976,669.41	22.18
Certificate of Deposit	900,000.00	908,541.45	1.68
Bank Note	525,000.00	526,114.05	0.97
Asset-Backed Security	4,941,796.01	4,971,443.93	9.21
Managed Account Sub-Total	55,112,810.09	53,784,412.77	99.61%
Accrued Interest		333,586.74	
Total Portfolio	55,112,810.09	54,117,999.51	
CAMP Pool	209,186.56	209,186.56	0.39
Total Investments	55,321,996.65	54,327,186.07	100.00%

Sector Allocation



Unsettled Trades


0.00

Maturity Distribution

0.00

Characteristics

Yield to Maturity at Cost	4.02%
Yield to Maturity at Market	4.43%
Weighted Average Days to Maturity	1033





Managed Account Issuer Summary

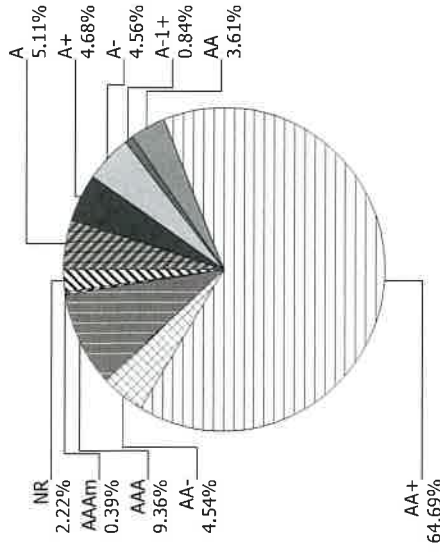
For the Month Ending January 31, 2025

CITY OF LAKE ELSINORE - LAKE ELSINORE - CITY FUNDS

Issuer Summary

Issuer	Market Value of Holdings	Percent
Abbott Laboratories	224,218.35	0.42
Adobe Inc	376,912.87	0.70
Air Products and Chemicals Inc	338,969.46	0.63
Amazon.com Inc	469,299.52	0.87
American Express Co	1,476,057.32	2.73
Apple Inc	745,940.60	1.38
BA Credit Card Trust	352,253.36	0.65
Bank of America Corp	224,364.60	0.42
Bank of New York Mellon Corp	453,286.80	0.84
Bayerische Motoren Werke AG	166,376.35	0.31
Berkshire Hathaway Inc	455,908.80	0.84
BlackRock Inc	777,483.10	1.44
Bristol-Myers Squibb Co	367,810.88	0.68
California State University	82,818.48	0.15
CAMP Pool	209,186.56	0.39
Capital One Financial Corp	735,602.70	1.36
CarMax Inc	117,915.93	0.22
Caterpillar Inc	213,430.05	0.40
Charles Schwab Corp	291,613.80	0.54
Cintas Corp	64,796.16	0.12
Cisco Systems Inc	422,718.66	0.78
Citigroup Inc	774,648.75	1.43
Deere & Co	379,316.63	0.70
Discover Card Execution Note Trust	671,511.59	1.24
Federal Home Loan Banks	146,591.70	0.27
Federal Home Loan Mortgage Corp	9,110,621.76	16.87
Federal National Mortgage Association	1,489,996.12	2.76
Fifth Third Auto Trust	353,396.05	0.65
Ford Credit Auto Owner Trust	126,310.71	0.23
General Dynamics Corp	224,337.60	0.42
GM Financial Consumer Automobile Receiv	203,915.96	0.38
Harley-Davidson Inc	149,855.94	0.28

Credit Quality (S&P Ratings)





Managed Account Issuer Summary

For the Month Ending January 31, 2025

CITY OF LAKE ELSINORE - LAKE ELSINORE - CITY FUNDS

Issuer	Market Value of Holdings	Percent
Home Depot Inc	400,520.60	0.74
Honda Auto Receivables Owner Trust	421,088.79	0.78
Honda Motor Co Ltd	390,414.80	0.72
Hyundai Auto Receivables Trust	5,013.99	0.01
International Business Machines Corp	224,614.13	0.42
JPMorgan Chase & Co	584,015.80	1.08
Lockheed Martin Corp	59,722.74	0.11
Microsoft Corp	735,107.25	1.36
Morgan Stanley	526,114.05	0.97
National Australia Bank Ltd	742,570.75	1.38
National Rural Utilities Cooperative FI	386,758.60	0.72
New York State Urban Development Corp	323,620.70	0.60
Nissan Auto Receivables Owner Trust	97,295.59	0.18
Nordea Bank Abp	454,200.75	0.84
PACCAR Inc	174,959.92	0.32
Roche Holding AG	409,133.67	0.76
San Juan Unified School District	127,654.15	0.24
State Board of Administration Finance C	305,859.64	0.57
State of California	201,455.00	0.37
State of Minnesota	98,236.90	0.18
Target Corp	38,152.40	0.07
Texas Instruments Inc	85,230.10	0.16
Toronto-Dominion Bank	454,340.70	0.84
Toyota Auto Receivables Owner Trust	219,698.10	0.41
Toyota Motor Corp	375,474.37	0.70
United Services Automobile Association	224,392.72	0.42
United States Treasury	23,430,616.87	43.39
UnitedHealth Group Inc	215,696.48	0.40
University of California Board of Regen	84,172.61	0.16
Total	\$53,993,599.33	100.00%



Managed Account Detail of Securities Held

For the Month Ending January 31, 2025

CITY OF LAKE ELSINORE - LAKE ELSINORE - CITY FUNDS

Security Type/Description Dated Date/Coupon/Maturity	CUSIP	Par	S&P Rating	Moody's Rating	Trade Date	Settle Date	Original Cost	YTM at Cost	Accrued Interest	Amortized Cost	Market Value
U.S. Treasury Bond / Note											
US TREASURY N/B DTD 06/30/2020 0.250% 06/30/2025	912828ZW3	50,000.00	AA+	Aaa	04/01/21	04/05/21	49,031.25	0.71	11.05	49,906.69	49,198.05
US TREASURY N/B DTD 11/15/2016 2.000% 11/15/2026	912828U24	625,000.00	AA+	Aaa	01/13/23	01/17/23	587,011.72	3.72	2,693.37	607,283.00	601,098.75
US TREASURY N/B DTD 05/02/2022 2.750% 04/30/2027	91282CEN7	1,200,000.00	AA+	Aaa	01/31/23	02/03/23	1,155,421.88	3.70	8,477.90	1,176,428.63	1,161,937.20
US TREASURY N/B DTD 08/01/2022 2.750% 07/31/2027	91282CFB2	375,000.00	AA+	Aaa	05/01/23	05/05/23	362,329.10	3.62	28.49	367,551.34	361,699.13
US TREASURY N/B DTD 08/01/2022 2.750% 07/31/2027	91282CFB2	400,000.00	AA+	Aaa	03/02/23	03/06/23	373,265.62	4.44	30.39	384,870.47	385,812.40
US TREASURY N/B DTD 08/01/2022 2.750% 07/31/2027	91282CFB2	600,000.00	AA+	Aaa	07/03/23	07/07/23	565,640.63	4.30	45.58	578,944.76	578,718.60
US TREASURY N/B DTD 08/01/2022 2.750% 07/31/2027	91282CFB2	825,000.00	AA+	Aaa	06/02/23	06/06/23	786,779.30	3.97	62.67	802,057.50	795,738.08
US TREASURY N/B DTD 11/30/2022 3.875% 11/30/2027	91282CFZ9	1,175,000.00	AA+	Aaa	01/02/24	01/05/24	1,170,501.95	3.98	7,880.41	1,171,742.46	1,162,515.63
US TREASURY N/B DTD 11/30/2022 3.875% 11/30/2027	91282CFZ9	1,200,000.00	AA+	Aaa	12/01/23	12/05/23	1,184,109.38	4.24	8,048.08	1,188,736.87	1,187,250.00
US TREASURY N/B DTD 02/28/2023 4.000% 02/29/2028	91282CCGP0	400,000.00	AA+	Aaa	04/03/24	04/05/24	393,640.63	4.45	6,806.63	394,988.37	396,734.40
US TREASURY N/B DTD 02/28/2023 4.000% 02/29/2028	91282CCGP0	600,000.00	AA+	Aaa	02/02/24	02/06/24	602,507.81	3.89	10,209.94	601,897.76	595,101.60
US TREASURY N/B DTD 02/28/2023 4.000% 02/29/2028	91282CCGP0	1,350,000.00	AA+	Aaa	03/01/24	03/06/24	1,335,287.11	4.30	22,972.38	1,338,644.28	1,338,978.60
US TREASURY N/B DTD 02/28/2023 4.000% 02/29/2028	91282CCGP0	2,450,000.00	AA+	Aaa	05/01/24	05/06/24	2,383,390.63	4.79	41,690.61	2,395,434.54	2,429,998.20
US TREASURY N/B DTD 06/30/2021 1.250% 06/30/2028	91282CCCH2	225,000.00	AA+	Aaa	07/01/24	07/03/24	198,641.60	4.49	248.62	202,193.75	203,361.30



Managed Account Detail of Securities Held

For the Month Ending January 31, 2025

CITY OF LAKE ELSINORE - LAKE ELSINORE - CITY FUNDS

Security Type/Description	CUSIP	Par	S&P Rating	Moody's Rating	Trade Date	Settle Date	Original Cost	YTM at Cost	Accrued Interest	Amortized Cost	Market Value
U.S. Treasury Bond / Note											
US TREASURY N/B DTD 06/30/2021 1.250% 06/30/2028	91282CCH2	1,275,000.00	AA+	Aaa	09/04/24	09/06/24	1,169,364.26	3.59	1,408.84	1,179,865.97	1,152,380.70
US TREASURY N/B DTD 06/30/2021 1.250% 06/30/2028	91282CCH2	1,300,000.00	AA+	Aaa	08/01/24	08/05/24	1,173,960.94	3.96	1,436.46	1,188,771.25	1,174,976.40
US TREASURY N/B DTD 06/30/2021 1.250% 06/30/2028	91282CCH2	2,400,000.00	AA+	Aaa	10/01/24	10/07/24	2,211,468.75	3.51	2,651.93	2,226,649.55	2,169,187.20
US TREASURY N/B DTD 06/30/2021 1.250% 06/30/2028	91282CCH2	2,900,000.00	AA+	Aaa	06/06/24	06/11/24	2,565,253.91	4.39	3,204.42	2,614,364.01	2,621,101.20
US TREASURY N/B DTD 01/02/2024 3.750% 12/31/2028	91282CJR3	1,200,000.00	AA+	Aaa	10/31/24	11/05/24	1,182,093.75	4.14	3,977.90	1,183,052.58	1,174,453.20
US TREASURY N/B DTD 01/02/2024 3.750% 12/31/2028	91282CJR3	1,375,000.00	AA+	Aaa	01/02/25	01/07/25	1,344,653.32	4.36	4,558.01	1,345,144.49	1,345,727.63
US TREASURY N/B DTD 01/02/2024 3.750% 12/31/2028	91282CJR3	2,600,000.00	AA+	Aaa	12/03/24	12/06/24	2,565,773.44	4.10	8,618.78	2,566,990.49	2,544,648.60

Security Type Sub-Total

24,525,000.00

23,360,126.98

4.11

135,062.46

23,565,518.76

23,430,616.87

Municipal Bond / Note

NY ST URBAN DEV-F-1 DTD 12/23/2020 0.870% 03/15/2025	650036DT0	325,000.00	NR	NR	12/16/20	12/23/20	325,000.00	0.87	1,068.17	325,000.00	323,620.70
UNIV OF CALIFORNIA-BG (CALLABLE) DTD 07/16/2020 0.883% 05/15/2025	91412HGE7	85,000.00	AA	Aa2	07/10/20	07/16/20	85,000.00	0.88	158.45	85,000.00	84,172.61
FLORIDA ST BRD OF ADM DTD 09/16/2020 1.258% 07/01/2025	341271AD6	65,000.00	AA	Aa2	09/03/20	09/16/20	65,459.55	1.11	68.14	65,039.96	64,131.86
FLORIDA ST BRD OF ADM DTD 09/16/2020 1.258% 07/01/2025	341271AD6	85,000.00	AA	Aa2	09/03/20	09/16/20	85,563.55	1.12	89.11	85,049.00	83,864.74
FLORIDA ST BRD OF ADM DTD 09/16/2020 1.258% 07/01/2025	341271AD6	160,000.00	AA	Aa2	09/03/20	09/16/20	160,000.00	1.26	167.73	160,000.00	157,863.04
MINNESOTA ST-F-UNREF DTD 08/25/2020 0.630% 08/01/2025	60412AK85	100,000.00	AAA	Aaa	05/07/24	05/07/24	100,000.00	0.63	315.00	100,000.00	98,236.90



Managed Account Detail of Securities Held

For the Month Ending January 31, 2025

CITY OF LAKE ELSINORE - LAKE ELSINORE - CITY FUNDS

Security Type/Description Dated Date/Coupon/Maturity	CUSIP	Par	S&P Rating	Moody's Rating	Trade Date	Settle Date	Original Cost	YTM at Cost	Accrued Interest	Amortized Cost	Market Value
Municipal Bond / Note											
SAN JUAN CA UNIF SCH DTD 10/29/2020 0.852% 08/01/2025	798306WP7	130,000.00	NR	Aa2	10/16/20	10/29/20	130,000.00	0.85	553.80	130,000.00	127,654.15
CALIFORNIA ST UNIV-B DTD 07/29/2021 0.862% 11/01/2025	13077DQD7	85,000.00	AA-	Aa2	07/09/21	07/29/21	85,000.00	0.86	183.18	85,000.00	82,818.48
CA ST DTD 03/15/2023 4.846% 03/01/2027	13063D3N6	200,000.00	AA-	Aa2	03/09/23	03/15/23	200,000.00	4.85	4,038.33	200,000.00	201,455.00

Security Type Sub-Total

1,235,000.00

1,236,023.10

1.58

6,641.91

1,235,088.96

1,223,817.48

Federal Agency Commercial Mortgage-Backed Security

FHMS K054 A2 DTD 04/01/2016 2.745% 01/01/2026	3137BNGT5	259,973.04	AA+	Aaa	04/11/23	04/14/23	249,208.53	4.32	594.69	256,166.21	255,680.88
FHMS K058 A2 DTD 11/01/2016 2.653% 08/01/2026	3137BSP72	550,000.00	AA+	Aaa	04/06/23	04/12/23	526,839.84	3.98	1,215.96	539,231.38	534,739.70
FHMS K061 A2 DTD 01/01/2017 3.347% 11/01/2026	3137BTUM1	369,776.78	AA+	Aaa	05/19/23	05/24/23	358,394.60	4.29	1,031.37	363,873.57	361,390.24
FHMS K064 A2 DTD 05/01/2017 3.224% 03/01/2027	3137BXQV1	550,000.00	AA+	Aaa	08/16/23	08/18/23	518,804.69	4.94	1,477.67	531,383.83	535,910.10
FHMS K065 A2 DTD 07/01/2017 3.243% 04/01/2027	3137F1G44	550,000.00	AA+	Aaa	06/08/23	06/13/23	527,033.20	4.42	1,486.38	536,734.69	535,044.95
FHMS K048 A1 DTD 12/01/2023 4.858% 05/01/2028	3137HBC69	390,732.66	AA+	Aaa	12/06/23	12/14/23	390,729.53	4.86	1,581.82	390,731.46	392,448.76
FHMS K046 A1 DTD 07/01/2023 4.777% 06/01/2028	3137HAD45	435,162.17	AA+	Aaa	07/19/23	07/27/23	435,151.32	4.78	1,732.31	435,154.66	434,005.94
FHMS K505 A2 DTD 07/01/2023 4.819% 06/01/2028	3137HACX2	550,000.00	AA+	Aaa	07/13/23	07/20/23	555,493.40	4.59	2,208.71	553,788.12	552,185.70
FNA 2023-M6 A2 DTD 07/01/2023 4.181% 07/01/2028	3136BODE6	525,369.44	AA+	Aaa	07/18/23	07/31/23	516,462.78	4.58	1,830.55	519,143.71	515,609.12



Managed Account Detail of Securities Held

For the Month Ending January 31, 2025

CITY OF LAKE ELSINORE - LAKE ELSINORE - CITY FUNDS

Security Type/Description		CUSIP	S&P Rating	Moody's Rating	Trade Date	Settle Date	Original Cost	YTM at Cost	Accrued Interest	Amortized Cost	Market Value	
Dated Date/Coupon/Maturity												
Federal Agency Commercial Mortgage-Backed Security												
FHMS K508 A2	DTD 10/01/2023 4.740% 08/01/2028	3137HAO74	500,000.00	AA+	Aaa	10/11/23	10/19/23	489,032.00	5.25	1,975.00	491,659.60	500,658.00
FHMS K506 A2	DTD 09/01/2023 4.650% 08/01/2028	3137HAMH6	800,000.00	AA+	Aaa	09/07/23	09/14/23	788,165.60	4.99	3,100.00	791,170.06	799,063.20
FHMS K509 A2	DTD 10/01/2023 4.850% 09/01/2028	3137HAST4	375,000.00	AA+	Aaa	10/25/23	10/31/23	363,043.88	5.60	1,515.63	365,641.84	377,305.88
FHMS K507 A2	DTD 09/01/2023 4.800% 09/01/2028	3137HAMS2	500,000.00	AA+	Aaa	09/20/23	09/28/23	494,023.50	5.07	2,000.00	495,411.78	501,609.00
FHMS K510 A2	DTD 11/01/2023 5.069% 10/01/2028	3137HB3D4	180,000.00	AA+	Aaa	11/14/23	11/21/23	179,479.62	5.14	760.35	179,593.72	182,103.66
FHMS K511 A2	DTD 12/01/2023 4.860% 10/01/2028	3137HB3G7	275,000.00	AA+	Aaa	11/28/23	12/07/23	274,209.93	4.93	1,113.75	274,378.76	276,348.33
FHMS K514 A2	DTD 02/01/2024 4.572% 12/01/2028	3137HBLV4	290,000.00	AA+	Aaa	02/01/24	02/08/24	292,899.71	4.34	1,104.90	292,368.00	288,628.59
FHMS K524 A2	DTD 07/01/2024 4.720% 05/01/2029	3137HDV56	440,000.00	AA+	Aaa	07/16/24	07/25/24	442,702.04	4.58	1,730.67	442,481.04	440,110.88
FHMS K522 A2	DTD 06/01/2024 4.803% 05/01/2029	3137HDJJ0	550,000.00	AA+	Aaa	06/05/24	06/13/24	549,998.35	4.80	2,201.38	550,000.00	551,267.20
FHMS K526 A2	DTD 08/01/2024 4.543% 07/01/2029	3137HDXL9	495,000.00	AA+	Aaa	08/07/24	08/15/24	499,630.23	4.33	1,873.99	499,240.99	491,602.82
Security Type Sub-Total		8,586,014.09				8,451,302.75		4.73	30,535.13	8,508,153.42	8,525,712.95	
Federal Agency Bond / Note												
FREDDIE MAC	DTD 07/23/2020 0.375% 07/21/2025	3137EAEU9	425,000.00	AA+	Aaa	07/21/20	07/23/20	422,883.50	0.48	44.27	424,799.89	417,455.83
FANNIE MAE	DTD 08/27/2020 0.375% 08/25/2025	3135G0SX7	350,000.00	AA+	Aaa	08/25/20	08/27/20	348,362.00	0.47	568.75	349,814.15	342,559.70
FEDERAL HOME LOAN BANK	DTD 09/11/2020 0.375% 09/04/2025	3130AK5E2	150,000.00	AA+	Aaa	09/10/20	09/11/20	149,550.00	0.44	229.69	149,946.54	146,591.70



Managed Account Detail of Securities Held

For the Month Ending January 31, 2025

CITY OF LAKE ELSINORE - LAKE ELSINORE - CITY FUNDS

Security Type/Description Dated Date/Coupon/Maturity	CUSIP	Par	S&P Rating	Moody's Rating	Trade Date	Settle Date	Original Cost	YTM at Cost	Accrued Interest	Amortized Cost	Market Value
Federal Agency Bond / Note											
FREDDIE MAC DTD 09/25/2020 0.375% 09/23/2025	3137EAEX3	700,000.00	AA+	Aaa	09/23/20	09/25/20	697,893.00	0.44	933.33	699,728.13	683,062.10
FANNIE MAE DTD 11/12/2020 0.500% 11/07/2025	3135G06G3	650,000.00	AA+	Aaa	11/09/20	11/12/20	647,673.00	0.57	758.33	649,642.20	631,827.30
Security Type Sub-Total		2,275,000.00					2,266,361.50	0.49	2,534.37	2,273,930.91	2,221,496.63
Corporate Note											
PACCAR FINANCIAL CORP DTD 02/06/2020 1.800% 02/06/2025	69371RO66	175,000.00	A+	A1	10/22/20	10/29/20	182,894.25	0.72	1,531.25	175,025.68	174,959.92
AMERICAN EXPRESS CO (CALLABLE) DTD 03/04/2022 2.250% 03/04/2025	025816CO0	80,000.00	A-	A2	03/01/22	03/04/22	79,919.20	2.29	735.00	79,997.53	80,000.00
ROCHE HOLDINGS INC (CALLABLE) DTD 03/10/2022 2.132% 03/10/2025	771196BT8	410,000.00	AA	Aa2	03/03/22	03/10/22	410,000.00	2.13	3,423.64	410,000.00	409,133.67
HOME DEPOT INC (CALLABLE) DTD 03/28/2022 2.700% 04/15/2025	437076CM2	25,000.00	A	A2	03/24/22	03/28/22	24,956.25	2.76	198.75	24,997.05	24,911.23
CINTAS CORPORATION NO. 2 (CALLABLE) DTD 05/03/2022 3.450% 05/01/2025	17252MAP5	65,000.00	A-	A3	04/26/22	05/03/22	64,985.70	3.46	560.63	64,998.81	64,796.16
USAA CAPITAL CORP DTD 05/26/2022 3.375% 05/01/2025	90327OD89	225,000.00	AA	Aa1	05/23/22	05/26/22	224,264.25	3.49	1,898.44	224,937.23	224,392.72
GENERAL DYNAMICS CORP (CALLABLE) DTD 05/11/2018 3.500% 05/15/2025	369550BG2	225,000.00	A	A2	10/16/20	10/20/20	252,247.50	0.80	1,662.50	225,756.40	224,337.60
AMAZON.COM INC (CALLABLE) DTD 06/03/2020 0.800% 06/03/2025	023135B08	475,000.00	AA	A1	06/03/20	06/05/20	474,767.25	0.81	612.22	474,984.21	469,299.52
NATIONAL AUSTRALIA BK/NY DTD 06/09/2022 3.500% 06/09/2025	63254ABD9	250,000.00	AA-	Aa2	05/31/22	06/09/22	250,000.00	3.50	1,263.89	250,000.00	249,164.25
NATIONAL RURAL UTIL COOP DTD 05/04/2022 3.450% 06/15/2025	63743HFE7	50,000.00	A-	A2	04/27/22	05/04/22	49,986.50	3.92	220.42	49,998.39	49,781.75



Managed Account Detail of Securities Held

For the Month Ending January 31, 2025

CITY OF LAKE ELSINORE - LAKE ELSINORE - CITY FUNDS

Security Type/Description Dated Date/Coupon/Maturity	CUSIP	S&P Rating	Moody's Rating	Trade Date	Settle Date	Original Cost	YTM at Cost	Accrued Interest	Amortized Cost	Market Value
Corporate Note										
IBM CORP DTD 07/27/2022 4.000% 07/27/2025	459200KS9	A-	A3	07/20/22	07/27/22	225,000.00	4.00	100.00	225,000.00	224,614.13
BANK OF AMERICA CORP DTD 07/30/2015 3.875% 08/01/2025	06051GFS3	A-	A1	08/18/20	08/20/20	256,918.50	0.93	4,359.38	228,225.90	224,364.60
ABBOTT LABORATORIES (CALLABLE) DTD 03/22/2017 3.875% 09/15/2025	002824BM1	AA-	Aa3	09/24/20	09/28/20	257,845.50	0.86	3,293.75	227,593.58	224,218.35
JPMORGAN CHASE & CO (CALLABLE) DTD 02/24/2022 2.595% 02/24/2026	46647PCV6	A	A1	02/16/22	02/24/22	175,000.00	2.60	1,980.49	175,000.00	174,779.50
UNITEDHEALTH GROUP INC (CALLABLE) DTD 05/19/2021 1.150% 05/15/2026	91324PEC2	A+	A2	05/17/21	05/19/21	224,608.50	1.19	546.25	224,898.86	215,696.48
BMW US CAPITAL LLC (CALLABLE) DTD 08/12/2021 1.250% 08/12/2026	05565EBW4	A	A2	08/12/21	08/16/21	174,947.50	1.26	1,026.91	174,983.89	166,376.35
CATERPILLAR FINL SERVICE DTD 01/10/2022 1.700% 01/08/2027	14913R2U0	A	A2	01/11/22	01/13/22	223,863.75	1.81	244.38	224,558.79	213,430.05
TARGET CORP (CALLABLE) DTD 01/24/2022 1.950% 01/15/2027	87612EBW7	A	A2	01/19/22	01/24/22	39,932.00	1.99	34.67	39,973.27	38,152.40
BANK OF NY MELLON CORP (CALLABLE) DTD 01/26/2022 2.050% 01/26/2027	06406RBA4	A	Aa3	01/26/22	01/28/22	473,945.50	2.10	135.24	474,580.66	453,286.80
MICROSOFT CORP (CALLABLE) DTD 02/06/2017 3.300% 02/06/2027	594918BY9	AAA	Aaa	03/14/23	03/17/23	721,942.50	4.36	12,031.25	735,459.84	735,107.25
AMERICAN EXPRESS CO (CALLABLE) DTD 03/04/2022 2.550% 03/04/2027	025816CS6	A-	A2	01/13/23	01/18/23	277,203.00	4.59	3,123.75	288,448.09	287,708.40
BERKSHIRE HATHAWAY FIN (CALLABLE) DTD 03/15/2022 2.300% 03/15/2027	084664CZ2	AA	Aa2	03/15/22	03/17/22	466,089.00	2.70	4,127.22	471,213.57	455,908.80
CHARLES SCHWAB CORP (CALLABLE) DTD 09/24/2021 3.300% 04/01/2027	808513BW4	A-	A2	02/17/23	02/22/23	284,925.00	4.66	3,300.00	292,049.70	291,613.80
NATIONAL AUSTRALIA BK/NY DTD 06/09/2022 3.905% 06/09/2027	63254ABE7	AA-	Aa2	01/13/23	01/18/23	488,325.00	4.50	2,820.28	493,737.89	493,406.50



Managed Account Detail of Securities Held

For the Month Ending January 31, 2025

CITY OF LAKE ELSINORE - LAKE ELSINORE - CITY FUNDS

Security Type/Description Dated Date/Coupon/Maturity	CUSIP	Par	S&P Rating	Moody's Rating	Trade Date	Settle Date	Original Cost	YTM at Cost	Accrued Interest	Amortized Cost	Market Value
Corporate Note											
APPLE INC (CALLABLE) DTD 09/12/2017 2.900% 09/12/2027	037833DB3	775,000.00	AA+	Aaa	01/19/23	01/23/23	741,062.75	3.94	8,677.85	755,865.82	745,940.60
TOYOTA MOTOR CREDIT CORP DTD 01/12/2023 4.625% 01/12/2028	89236TKO7	375,000.00	A+	A1	02/08/23	02/10/23	376,282.50	4.55	915.36	375,767.91	375,474.37
NATIONAL RURAL UTIL COOP (CALLABLE) DTD 02/07/2018 3.400% 02/07/2028	637432NP6	350,000.00	A-	A1	02/17/23	02/22/23	329,189.00	4.76	5,751.67	337,338.52	336,976.85
TEXAS INSTRUMENTS INC (CALLABLE) DTD 11/18/2022 4.600% 02/15/2028	882508BV5	85,000.00	A+	Aa3	05/11/23	05/18/23	87,043.40	4.04	1,802.94	86,296.47	85,230.10
BRISTOL-MYERS SQUIBB CO (CALLABLE) DTD 07/15/2020 3.900% 02/20/2028	110122DE5	375,000.00	A	A2	03/09/23	03/13/23	358,263.75	4.93	6,540.63	364,649.33	367,810.88
LOCKHEED MARTIN CORP (CALLABLE) DTD 05/25/2023 4.450% 05/15/2028	539830BZ1	60,000.00	A-	A2	05/23/23	05/25/23	59,892.00	4.49	563.67	59,928.56	59,722.74
JOHN DEERE CAPITAL CORP DTD 07/14/2023 4.950% 07/14/2028	24422EXB0	375,000.00	A	A1	07/21/23	07/25/23	377,865.00	4.78	876.56	376,990.61	379,316.63
CITIBANK NA (CALLABLE) DTD 09/29/2023 5.803% 09/29/2028	17325FBB3	750,000.00	A+	Aa3	10/02/23	10/04/23	746,280.00	5.92	14,749.29	747,167.40	774,648.75
AIR PRODUCTS & CHEMICALS (CALLABLE) DTD 02/08/2024 4.600% 02/08/2029	009158BH8	340,000.00	A	A2	02/06/24	02/08/24	339,547.80	4.63	7,515.89	339,628.57	338,969.46
CISCO SYSTEMS INC (CALLABLE) DTD 02/26/2024 4.850% 02/26/2029	17275RBR2	420,000.00	AA-	A1	02/21/24	02/26/24	419,853.00	4.86	8,770.42	419,878.83	422,718.66
BLACKROCK FUNDING INC (CALLABLE) DTD 03/14/2024 4.700% 03/14/2029	09290DAA9	50,000.00	AA-	Aa3	03/05/24	03/14/24	49,909.50	4.74	894.31	49,924.12	50,160.20
BLACKROCK FUNDING INC (CALLABLE) DTD 03/14/2024 4.700% 03/14/2029	09290DAA9	725,000.00	AA-	Aa3	03/06/24	03/14/24	725,355.25	4.69	12,967.43	725,300.92	727,322.90
ADOBE INC (CALLABLE) DTD 04/04/2024 4.800% 04/04/2029	00724PAF6	170,000.00	A+	A1	04/02/24	04/04/24	169,775.60	4.83	2,652.00	169,809.30	170,867.17
ADOBE INC (CALLABLE) DTD 04/04/2024 4.800% 04/04/2029	00724PAF6	205,000.00	A+	A1	04/01/24	04/04/24	204,694.55	4.83	3,198.00	204,740.16	206,045.70



Managed Account Detail of Securities Held

For the Month Ending January 31, 2025

CITY OF LAKE ELSINORE - LAKE ELSINORE - CITY FUNDS

Security Type/Description Dated Date/Coupon/Maturity	CUSIP	S&P Rating	Par	Moody's Rating	Trade Date	Settle Date	Original Cost	YTM at Cost	Accrued Interest	Amortized Cost	Market Value
Corporate Note											
HOME DEPOT INC (CALLABLE) DTD 06/25/2024 4.750% 06/25/2029	437076DC3	A	125,000.00	A2	06/17/24	06/25/24	124,193.75	4.90	593.75	124,280.67	125,203.12
HOME DEPOT INC (CALLABLE) DTD 06/25/2024 4.750% 06/25/2029	437076DC3	A	250,000.00	A2	06/18/24	06/25/24	248,627.50	4.88	1,187.50	248,776.03	250,406.25
AMERICAN HONDA FINANCE DTD 09/05/2024 4.400% 09/05/2029	02665WFO9	A-	400,000.00	A3	09/03/24	09/05/24	399,520.00	4.43	7,137.78	399,555.50	390,414.80
Security Type Sub-Total			12,125,000.00				12,061,922.00	3.72	134,025.36	12,042,318.06	11,976,669.41
Certificate of Deposit											
TORONTO DOMINION BANK NY DTD 10/31/2022 5.600% 10/27/2025	89115B6K1	A-	450,000.00	A2	10/27/22	10/31/22	450,000.00	5.60	6,930.00	450,000.00	454,340.70
NORDEA BANK ABP NEW YORK DTD 11/03/2022 5.530% 11/03/2025	65558UYF3	A-1+	450,000.00	P-1	11/02/22	11/03/22	450,000.00	5.53	6,083.00	450,000.00	454,200.75
Security Type Sub-Total			900,000.00				900,000.00	5.57	13,013.00	900,000.00	908,541.45
Bank Note											
MORGAN STANLEY BANK NA (CALLABLE) DTD 07/19/2024 4.968% 07/14/2028	61690U8E3	A+	525,000.00	Aa3	07/18/24	07/19/24	525,525.00	4.94	1,231.65	525,437.56	526,114.05
Security Type Sub-Total			525,000.00				525,525.00	4.94	1,231.65	525,437.56	526,114.05
Asset-Backed Security											
HAROT 2021-4 A3 DTD 11/24/2021 0.880% 01/21/2026	43815GAC3	NR	12,073.61	Aaa	11/16/21	11/24/21	12,071.07	0.89	2.95	12,073.02	11,997.50
HART 2021-C A3 DTD 11/17/2021 0.740% 05/15/2026	44935FAD6	AAA	5,026.70	NR	11/09/21	11/17/21	5,025.58	0.75	1.65	5,026.38	5,013.99
GMCAR 2021-4 A3 DTD 10/21/2021 0.680% 09/16/2026	362554AC1	AAA	14,808.88	Aaa	10/13/21	10/21/21	14,808.50	0.68	4.20	14,808.75	14,693.00
CARMX 2022-3 A3 DTD 07/20/2022 3.970% 04/15/2027	14318MAD1	AAA	118,318.92	NR	07/12/22	07/20/22	118,316.13	3.97	208.77	118,317.62	117,915.93



Managed Account Detail of Securities Held

For the Month Ending January 31, 2025

CITY OF LAKE ELSINORE - LAKE ELSINORE - CITY FUNDS

Security Type/Description	CUSIP	S&P Rating	Moody's Rating	Trade Date	Settle Date	Original Cost	YTM at Cost	Accrued Interest	Amortized Cost	Market Value
Asset-Backed Security										
NAROT 2022-B A3 DTD 09/28/2022 4.460% 05/17/2027	65480JAC4	AAA	Aaa	09/20/22	09/28/22	97,337.36	4.46	192.98	97,347.53	97,295.59
GMCAR 2022-A A3 DTD 10/12/2022 4.820% 08/16/2027	36265OAD8	AAA	NR	10/04/22	10/12/22	188,995.21	4.82	379.63	189,009.93	189,222.96
TAOT 2023-A A3 DTD 01/30/2023 4.630% 09/15/2027	891940AC2	AAA	NR	01/24/23	01/30/23	219,580.30	4.63	451.85	219,580.35	219,698.10
COMET 2022-A3 A DTD 11/03/2022 4.950% 10/15/2027	14041NGB1	AAA	NR	10/27/22	11/03/22	244,961.56	4.95	539.00	244,978.99	245,755.09
HDMOT 2023-A A3 DTD 02/23/2023 5.050% 12/15/2027	41285JAD0	NR	Aaa	02/13/23	02/23/23	149,412.04	5.05	335.38	149,418.10	149,855.94
FORDO 2023-A A3 DTD 03/31/2023 4.650% 02/15/2028	344928AD8	AAA	NR	03/28/23	03/31/23	126,163.55	4.65	260.77	126,168.50	126,310.71
HAROT 2023-3 A3 DTD 08/22/2023 5.410% 02/18/2028	43815OAC1	AAA	NR	08/15/23	08/22/23	319,934.02	5.42	625.16	319,955.21	322,852.16
DCENT 2023-A1 A DTD 04/11/2023 4.310% 03/15/2028	254683CY9	NR	Aaa	04/04/23	04/11/23	319,981.44	4.31	612.98	319,988.24	319,474.24
BACCT 2023-A1 A1 DTD 06/16/2023 4.790% 05/15/2028	05522RDG0	AAA	NR	06/08/23	06/16/23	169,961.51	4.79	361.91	169,974.24	170,677.28
AMXCA 2023-1 A DTD 06/14/2023 4.870% 05/15/2028	02582JJZ4	AAA	NR	06/07/23	06/14/23	189,983.15	4.87	411.24	189,988.73	190,946.39
COMET 2023-A1 A DTD 05/24/2023 4.420% 05/15/2028	14041NGD7	AAA	NR	05/17/23	05/24/23	489,887.64	4.45	962.58	489,925.72	489,847.61
DCENT 2023-A2 A DTD 06/28/2023 4.930% 06/15/2028	254683CZ6	AAA	Aaa	06/21/23	06/28/23	349,952.72	4.93	766.89	349,967.88	352,037.35
HAROT 2023-4 A3 DTD 11/08/2023 5.670% 06/21/2028	438123AC5	NR	Aaa	11/01/23	11/08/23	84,985.03	5.67	133.88	84,988.76	86,239.13
FITAT 2023-1 A3 DTD 08/23/2023 5.530% 08/15/2028	31680EAD3	AAA	Aaa	08/15/23	08/23/23	349,978.30	5.53	860.22	349,984.57	353,396.05



Managed Account Detail of Securities Held

For the Month Ending January 31, 2025

CITY OF LAKE ELSINORE - LAKE ELSINORE - CITY FUNDS

Security Type/Description	Dated Date/Coupon/Maturity	CUSIP	Par	S&P Rating	Moody's Rating	Trade Date	Settle Date	Original Cost	YTM at Cost	Accrued Interest	Amortized Cost	Market Value
Asset-Backed Security												
CHAIT 2023-A1 A		161571HT4	405,000.00	AAA	NR	09/07/23	09/15/23	404,887.73	5.17	928.80	404,915.88	409,236.30
DTD 09/15/2023 5.160% 09/15/2028												
AMXCA 2023-3 A		02582JKD1	410,000.00	AAA	NR	09/12/23	09/19/23	409,981.67	5.23	953.02	409,986.50	414,983.96
DTD 09/19/2023 5.230% 09/15/2028												
BACCT 2023-A2 A2		05522RDH8	180,000.00	NR	Aaa	12/07/23	12/14/23	179,975.83	4.98	398.40	179,981.39	181,576.08
DTD 12/14/2023 4.980% 11/15/2028												
AMXCA 2024-1 A		02582JKH2	495,000.00	AAA	NR	04/16/24	04/23/24	494,898.53	5.23	1,150.60	494,898.53	502,418.57
DTD 04/23/2024 5.230% 04/16/2029												
Security Type Sub-Total			4,941,796.01					4,941,078.87	4.92	10,542.86	4,941,284.82	4,971,443.93
Managed Account Sub-Total			55,112,810.09					53,742,340.20	4.02	333,586.74	53,991,732.49	53,784,412.77
Joint Powers Authority												
CAMP Pool			209,186.56	AAAm	NR			209,186.56		0.00	209,186.56	209,186.56
Liquid Sub-Total			209,186.56					209,186.56		0.00	209,186.56	209,186.56
Securities Sub-Total			\$55,321,996.65					\$53,951,526.76	4.02%	\$333,586.74	\$54,200,919.05	\$53,993,599.33
Accrued Interest												\$333,586.74
Total Investments												\$54,327,186.07



Managed Account Fair Market Value & Analytics

For the Month Ending January 31, 2025

CITY OF LAKE ELSINORE - LAKE ELSINORE - CITY FUNDS

Security Type/Description	Dated Date/Coupon/Maturity	CUSIP	Par	Broker	Next Call Date	Market Price	Market Value	Unreal G/L On Cost	Unreal G/L Amort Cost	Effective Duration	YTM at Mkt
U.S. Treasury Bond / Note											
US TREASURY N/B	DTD 06/30/2020 0.250% 06/30/2025	912828ZW3	50,000.00	GoldmanS		98.40	49,198.05	166.80	(708.64)	0.40	5.10
US TREASURY N/B	DTD 11/15/2016 2.000% 11/15/2026	912828U24	625,000.00	JPMorgan		96.18	601,098.75	14,087.03	(6,184.25)	1.73	4.21
US TREASURY N/B	DTD 05/02/2022 2.750% 04/30/2027	91282CEN7	1,200,000.00	BNPPSA		96.83	1,161,937.20	6,515.32	(14,491.43)	2.13	4.21
US TREASURY N/B	DTD 08/01/2022 2.750% 07/31/2027	91282CFB2	375,000.00	MorganSt		96.45	361,699.13	(629.97)	(5,852.21)	2.38	4.22
US TREASURY N/B	DTD 08/01/2022 2.750% 07/31/2027	91282CFB2	400,000.00	BMO		96.45	385,812.40	12,546.78	941.93	2.38	4.22
US TREASURY N/B	DTD 08/01/2022 2.750% 07/31/2027	91282CFB2	600,000.00	Citigrou		96.45	578,718.60	13,077.97	(226.16)	2.38	4.22
US TREASURY N/B	DTD 08/01/2022 2.750% 07/31/2027	91282CFB2	825,000.00	HSBC		96.45	795,738.08	8,958.78	(6,319.42)	2.38	4.22
US TREASURY N/B	DTD 11/30/2022 3.875% 11/30/2027	91282CFZ9	1,175,000.00	Citigrou		98.94	1,162,515.63	(7,986.32)	(9,226.83)	2.64	4.23
US TREASURY N/B	DTD 11/30/2022 3.875% 11/30/2027	91282CFZ9	1,200,000.00	HSBC		98.94	1,187,250.00	3,140.62	(1,486.87)	2.64	4.23
US TREASURY N/B	DTD 02/28/2023 4.000% 02/29/2028	91282CCGP0	400,000.00	JPMorgan		99.18	396,734.40	3,093.77	1,746.03	2.82	4.25
US TREASURY N/B	DTD 02/28/2023 4.000% 02/29/2028	91282CCGP0	600,000.00	Citigrou		99.18	595,101.60	(7,406.21)	(6,796.16)	2.82	4.25
US TREASURY N/B	DTD 02/28/2023 4.000% 02/29/2028	91282CCGP0	1,350,000.00	Citigrou		99.18	1,338,978.60	3,691.49	334.32	2.82	4.25
US TREASURY N/B	DTD 02/28/2023 4.000% 02/29/2028	91282CCGP0	2,450,000.00	HSBC		99.18	2,429,998.20	46,607.57	34,563.66	2.82	4.25
US TREASURY N/B	DTD 06/30/2021 1.250% 06/30/2028	91282CCH2	225,000.00	BMO		90.38	203,361.30	4,719.70	1,167.55	3.28	4.30
US TREASURY N/B	DTD 06/30/2021 1.250% 06/30/2028	91282CCH2	1,275,000.00	MorganSt		90.38	1,152,380.70	(16,983.56)	(27,485.27)	3.28	4.30
US TREASURY N/B	DTD 06/30/2021 1.250% 06/30/2028	91282CCH2	1,300,000.00	BMO		90.38	1,174,976.40	1,015.46	(13,794.85)	3.28	4.30
US TREASURY N/B	DTD 06/30/2021 1.250% 06/30/2028	91282CCH2	2,400,000.00	BMO		90.38	2,169,187.20	(42,281.55)	(57,462.35)	3.28	4.30



Managed Account Fair Market Value & Analytics

For the Month Ending January 31, 2025

CITY OF LAKE ELSINORE - LAKE ELSINORE - CITY FUNDS

Security Type/Description	Dated Date/Coupon/Maturity	CUSIP	Par	Broker	Next Call Date	Market Price	Market Value	Unreal G/L On Cost	Unreal G/L Amort Cost	Effective Duration	YTM at Mkt
U.S. Treasury Bond / Note											
US TREASURY N/B	DTD 06/30/2021 1.250% 06/30/2028	91282CCH2	2,900,000.00	BMO		90.38	2,621,101.20	55,847.29	6,737.19	3.28	4.30
US TREASURY N/B	DTD 01/02/2024 3.750% 12/31/2028	91282CJR3	1,200,000.00	Citigrou		97.87	1,174,453.20	(7,640.55)	(8,599.38)	3.59	4.30
US TREASURY N/B	DTD 01/02/2024 3.750% 12/31/2028	91282CJR3	1,375,000.00	MorganSt		97.87	1,345,727.63	1,074.31	583.14	3.59	4.30
US TREASURY N/B	DTD 01/02/2024 3.750% 12/31/2028	91282CJR3	2,600,000.00	MorganSt		97.87	2,544,648.60	(21,124.84)	(22,341.89)	3.59	4.30

Security Type Sub-Total 24,525,000.00 23,430,616.87 70,489.89 (134,901.89) 3.00 4.27

Municipal Bond / Note

NY ST URBAN DEV-F-1	DTD 12/23/2020 0.870% 03/15/2025	650036DT0	325,000.00	WellsFar		99.58	323,620.70	(1,379.30)	(1,379.30)	0.11	4.60
UNIV OF CALIFORNIA-BG (CALLABLE)	DTD 07/16/2020 0.883% 05/15/2025	91412HGE7	85,000.00	JPMorgan	04/15/25	99.03	84,172.61	(827.39)	(827.39)	0.28	4.35
FLORIDA ST BRD OF ADM	DTD 09/16/2020 1.258% 07/01/2025	341271AD6	65,000.00	BOFAML		98.66	64,131.86	(1,327.69)	(908.10)	0.40	4.57
FLORIDA ST BRD OF ADM	DTD 09/16/2020 1.258% 07/01/2025	341271AD6	85,000.00	BOFAML		98.66	83,864.74	(1,698.81)	(1,184.26)	0.40	4.57
FLORIDA ST BRD OF ADM	DTD 09/16/2020 1.258% 07/01/2025	341271AD6	160,000.00	BOFAML		98.66	157,863.04	(2,136.96)	(2,136.96)	0.40	4.57
MINNESOTA ST-F-UNREF	DTD 08/25/2020 0.630% 08/01/2025	60412AK85	100,000.00	XCHANGE		98.24	98,236.90	(1,763.10)	(1,763.10)	0.49	4.28
SAN JUAN CA UNIF SCH	DTD 10/29/2020 0.852% 08/01/2025	798306WP7	130,000.00	KEYB		98.20	127,654.15	(2,345.85)	(2,345.85)	0.49	4.61
CALIFORNIA ST UNIV-B	DTD 07/29/2021 0.862% 11/01/2025	13077DOD7	85,000.00	JPMorgan		97.43	82,818.48	(2,181.52)	(2,181.52)	0.74	4.40
CA ST	DTD 03/15/2023 4.846% 03/01/2027	13063D3N6	200,000.00	WellsFar		100.73	201,455.00	1,455.00	1,455.00	1.92	4.44

Security Type Sub-Total 1,235,000.00 1,223,817.48 (12,205.62) (11,271.48) 0.61 4.51

Federal Agency Commercial Mortgage-Backed Security



Managed Account Fair Market Value & Analytics

For the Month Ending January 31, 2025

CITY OF LAKE ELSINORE - LAKE ELSINORE - CITY FUNDS

Security Type/Description

Dated Date/Coupon/Maturity	CUSIP	Par	Broker	Next Call Date	Market Price	Market Value	Unreal G/L On Cost	Unreal G/L Amort Cost	Effective Duration	YTM at Mkt
Federal Agency Commercial Mortgage-Backed Security										
FHMS K054 A2	3137BNGT5	259,973.04	RobertBa		98.35	255,680.88	6,472.35	(485.33)	0.88	4.41
DTD 04/01/2016 2.745% 01/01/2026										
FHMS K058 A2	3137BSP72	550,000.00	BREAN		97.23	534,739.70	7,899.86	(4,491.68)	1.47	4.41
DTD 11/01/2016 2.653% 08/01/2026										
FHMS K061 A2	3137BTUM1	369,776.78	CitiGroup		97.73	361,390.24	2,995.64	(2,483.33)	1.63	4.60
DTD 01/01/2017 3.347% 11/01/2026										
FHMS K064 A2	3137BXQY1	550,000.00	MorganSt		97.44	535,910.10	17,105.41	4,526.27	1.89	4.45
DTD 05/01/2017 3.224% 03/01/2027										
FHMS K065 A2	3137FIG44	550,000.00	CitiGroup		97.28	535,044.95	8,011.75	(1,689.74)	2.03	4.44
DTD 07/01/2017 3.243% 04/01/2027										
FHMS K048 A1	3137HBC69	390,732.66	JPMorgan		100.44	392,448.76	1,719.23	1,717.30	2.69	4.56
DTD 12/01/2023 4.858% 05/01/2028										
FHMS K046 A1	3137HAD45	435,162.17	JPMorgan		99.73	434,005.94	(1,145.38)	(1,148.72)	2.20	4.75
DTD 07/01/2023 4.777% 06/01/2028										
FHMS K505 A2	3137HACX2	550,000.00	JPMorgan		100.40	552,185.70	(3,307.70)	(1,602.42)	2.99	4.57
DTD 07/01/2023 4.819% 06/01/2028										
FNA 2023-M6 A2	3136BQDE6	525,369.44	JPMorgan		98.14	515,609.12	(853.66)	(3,534.59)	3.13	4.68
DTD 07/01/2023 4.181% 07/01/2028										
FHMS K508 A2	3137HAQ74	500,000.00	BMO		100.13	500,658.00	11,626.00	8,998.40	3.16	4.59
DTD 10/01/2023 4.740% 08/01/2028										
FHMS K506 A2	3137HAMH6	800,000.00	WellsFar		99.88	799,063.20	10,897.60	7,893.14	3.13	4.58
DTD 09/01/2023 4.650% 08/01/2028										
FHMS K509 A2	3137HAST4	375,000.00	MorganSt		100.61	377,305.88	14,262.00	11,664.04	3.23	4.56
DTD 10/01/2023 4.850% 09/01/2028										
FHMS K507 A2	3137HAMS2	500,000.00	BOFAML		100.32	501,609.00	7,585.50	6,197.22	3.19	4.59
DTD 09/01/2023 4.800% 09/01/2028										
FHMS K510 A2	3137HB3D4	180,000.00	JPMorgan		101.17	182,103.66	2,624.04	2,509.94	3.26	4.61
DTD 11/01/2023 5.069% 10/01/2028										
FHMS K511 A2	3137HB3G7	275,000.00	BOFAML		100.49	276,348.33	2,138.40	1,969.57	3.30	4.62
DTD 12/01/2023 4.860% 10/01/2028										
FHMS K514 A2	3137HBLV4	290,000.00	JPMorgan		99.53	288,628.59	(4,271.12)	(3,739.41)	3.39	4.62
DTD 02/01/2024 4.572% 12/01/2028										
FHMS K524 A2	3137HDV56	440,000.00	PIER		100.03	440,110.88	(2,591.16)	(2,370.16)	3.80	4.63
DTD 07/01/2024 4.720% 05/01/2029										



Managed Account Fair Market Value & Analytics

For the Month Ending January 31, 2025

CITY OF LAKE ELSINORE - LAKE ELSINORE - CITY FUNDS

Security Type/Description	Dated Date/Coupon/Maturity	CUSIP	Par	Broker	Next Call Date	Market Price	Market Value	Unreal G/L On Cost	Unreal G/L Amort Cost	Effective Duration	YTM at Mkt
Federal Agency Commercial Mortgage-Backed Security											
FHMS K522 A2	3137HDDJ0	550,000.00	MorganSt			100.23	551,267.20	1,268.85	1,267.20	3.70	4.62
DTD 06/01/2024 4.803% 05/01/2029											
FHMS K526 A2	3137HDXL9	495,000.00	BMO			99.31	491,602.82	(8,027.41)	(7,638.17)	3.95	4.64
DTD 08/01/2024 4.543% 07/01/2029											
Security Type Sub-Total		8,586,014.09					8,525,712.95	74,410.20	17,559.53	2.82	4.57
Federal Agency Bond / Note											
FREDDIE MAC	3137EAEU9	425,000.00	WellsFar			98.22	417,455.83	(5,427.67)	(7,344.06)	0.46	4.45
DTD 07/23/2020 0.375% 07/21/2025											
FANNIE MAE	3135G05X7	350,000.00	Barclays			97.87	342,559.70	(5,802.30)	(7,254.45)	0.55	4.29
DTD 08/27/2020 0.375% 08/25/2025											
FEDERAL HOME LOAN BANK	3130AKSE2	150,000.00	WellsFar			97.73	146,591.70	(2,958.30)	(3,354.84)	0.58	4.38
DTD 09/11/2020 0.375% 09/04/2025											
FREDDIE MAC	3137EAEX3	700,000.00	Citigrou			97.58	683,062.10	(14,830.90)	(16,666.03)	0.63	4.36
DTD 09/25/2020 0.375% 09/23/2025											
FANNIE MAE	3135G06G3	650,000.00	Barclays			97.20	631,827.30	(15,845.70)	(17,814.90)	0.75	4.38
DTD 11/12/2020 0.500% 11/07/2025											
Security Type Sub-Total		2,275,000.00					2,221,496.63	(44,864.87)	(52,434.28)	0.62	4.37
Corporate Note											
PACCAR FINANCIAL CORP	69371RO66	175,000.00	BOFAML			99.98	174,959.92	(7,934.33)	(65.76)	0.01	5.48
DTD 02/06/2020 1.800% 02/06/2025											
AMERICAN EXPRESS CO (CALLABLE)	025816CO0	80,000.00	Barclays		02/01/25	100.00	80,000.00	80.80	2.47	0.01	13.38
DTD 03/04/2022 2.250% 03/04/2025											
ROCHE HOLDINGS INC (CALLABLE)	771196BT8	410,000.00	Deutsche		02/10/25	99.79	409,133.67	(866.33)	(866.33)	0.10	4.35
DTD 03/10/2022 2.132% 03/10/2025											
HOME DEPOT INC (CALLABLE)	437076CM2	25,000.00	MorganSt		03/15/25	99.64	24,911.23	(45.02)	(85.82)	0.20	4.57
DTD 03/28/2022 2.700% 04/15/2025											
CINTAS CORPORATION NO. 2 (CALLABLE)	17252MAP5	65,000.00	KEYB		04/01/25	99.69	64,796.16	(189.54)	(202.65)	0.24	4.70
DTD 05/03/2022 3.450% 05/01/2025											
USAA CAPITAL CORP	90327OD89	225,000.00	BOFAML			99.73	224,392.72	128.47	(544.51)	0.24	4.59
DTD 05/26/2022 3.375% 05/01/2025											



Managed Account Fair Market Value & Analytics

For the Month Ending January 31, 2025

CITY OF LAKE ELSINORE - LAKE ELSINORE - CITY FUNDS

Security Type/Description	Dated Date/Coupon/Maturity	CUSIP	Par	Broker	Next Call Date	Market Price	Market Value	Unreal G/L On Cost	Unreal G/L Amort Cost	Effective Duration	YTM at Mkt
Corporate Note											
GENERAL DYNAMICS CORP (CALLABLE)	DTD 05/11/2018 3.500% 05/15/2025	369550BG2	225,000.00	JPMorgan	03/15/25	99.71	224,337.60	(27,909.90)	(1,418.80)	0.28	4.53
AMAZON.COM INC (CALLABLE)	DTD 06/03/2020 0.800% 06/03/2025	023135BO8	475,000.00	GoldmanS	05/03/25	98.80	469,299.52	(5,467.73)	(5,684.69)	0.33	4.43
NATIONAL AUSTRALIA BK/NY	DTD 06/09/2022 3.500% 06/09/2025	63254ABD9	250,000.00	Citigrou		99.67	249,164.25	(835.75)	(835.75)	0.35	4.49
NATIONAL RURAL UTIL COOP	DTD 05/04/2022 3.450% 06/15/2025	63743HFE7	50,000.00	RBC Capi		99.56	49,781.75	(204.75)	(216.64)	0.36	4.68
IBM CORP	DTD 07/27/2022 4.000% 07/27/2025	459200KS9	225,000.00	JPMorgan		99.83	224,614.13	(385.87)	(385.87)	0.48	4.37
BANK OF AMERICA CORP	DTD 07/30/2015 3.875% 08/01/2025	06051GFS3	225,000.00	BOFAML		99.72	224,364.60	(32,553.90)	(3,861.30)	0.49	4.40
ABBOTT LABORATORIES (CALLABLE)	DTD 03/22/2017 3.875% 09/15/2025	002824BM1	225,000.00	US_BANC	06/15/25	99.65	224,218.35	(33,627.15)	(3,375.23)	0.58	4.43
JPMORGAN CHASE & CO (CALLABLE)	DTD 02/24/2022 2.595% 02/24/2026	46647PCV6	175,000.00	JPMorgan	02/24/25	99.87	174,779.50	(220.50)	(220.50)	0.06	5.28
UNITEDHEALTH GROUP INC (CALLABLE)	DTD 05/19/2021 1.150% 05/15/2026	91324PEC2	225,000.00	Citigrou	04/15/26	95.87	215,696.48	(8,912.02)	(9,202.38)	1.25	4.45
BMW US CAPITAL LLC (CALLABLE)	DTD 08/12/2021 1.250% 08/12/2026	05565EBW4	175,000.00	SUMITR	07/12/26	95.07	166,376.35	(8,571.15)	(8,607.54)	1.48	4.60
CATERPILLAR FINL SERVICE	DTD 01/10/2022 1.700% 01/08/2027	14913R2U0	225,000.00	JPMorgan		94.86	213,430.05	(10,433.70)	(11,128.74)	1.87	4.47
TARGET CORP (CALLABLE)	DTD 01/24/2022 1.950% 01/15/2027	87612EBM7	40,000.00	Citigrou	12/15/26	95.38	38,152.40	(1,779.60)	(1,820.87)	1.88	4.41
BANK OF NY MELLON CORP (CALLABLE)	DTD 01/26/2022 2.050% 01/26/2027	06406RBA4	475,000.00	Deutsche	12/24/26	95.43	453,286.80	(20,658.70)	(21,293.86)	1.90	4.44
MICROSOFT CORP (CALLABLE)	DTD 02/06/2017 3.300% 02/06/2027	594918BY9	750,000.00	GoldmanS	11/06/26	98.01	735,107.25	13,164.75	(352.59)	1.84	4.32
AMERICAN EXPRESS CO (CALLABLE)	DTD 03/04/2022 2.550% 03/04/2027	025816CS6	300,000.00	RBS	02/01/27	95.90	287,708.40	10,505.40	(739.69)	1.97	4.62
BERKSHIRE HATHAWAY FIN (CALLABLE)	DTD 03/15/2022 2.300% 03/15/2027	084664CZ2	475,000.00	SEEL	02/15/27	95.98	455,908.80	(10,180.20)	(15,304.77)	2.01	4.27
CHARLES SCHWAB CORP (CALLABLE)	DTD 09/24/2021 3.300% 04/01/2027	808513BW4	300,000.00	Barclays	01/01/27	97.20	291,613.80	6,688.80	(435.90)	1.99	4.65



Managed Account Fair Market Value & Analytics

For the Month Ending January 31, 2025

CITY OF LAKE ELSINORE - LAKE ELSINORE - CITY FUNDS

Security Type/Description	Dated Date/Coupon/Maturity	CUSIP	Par	Broker	Next Call Date	Market Price	Market Value	Unreal G/L On Cost	Unreal G/L Amort Cost	Effective Duration	YTM at Mkt
Corporate Note											
NATIONAL AUSTRALIA BK/NY	DTD 06/09/2022 3.905% 06/09/2027	63254ABE7	500,000.00	CAS		98.68	493,406.50	5,081.50	(331.39)	2.21	4.49
APPLE INC (CALLABLE)	DTD 09/12/2017 2.900% 09/12/2027	037833DB3	775,000.00	TD Secur	06/12/27	96.25	745,940.60	4,877.85	(9,925.22)	2.41	4.40
TOYOTA MOTOR CREDIT CORP	DTD 01/12/2023 4.625% 01/12/2028	89236TKO7	375,000.00	WellsFar		100.13	375,474.37	(808.13)	(293.54)	2.72	4.54
NATIONAL RURAL UTIL COOP (CALLABLE)	DTD 02/07/2018 3.400% 02/07/2028	637432NP6	350,000.00	MorganSt	11/07/27	96.28	336,976.85	7,787.85	(361.67)	2.73	4.68
TEXAS INSTRUMENTS INC (CALLABLE)	DTD 11/18/2022 4.600% 02/15/2028	882508BV5	85,000.00	JPMorgan	01/15/28	100.27	85,230.10	(1,813.30)	(1,066.37)	2.72	4.48
BRISTOL-MYERS SQUIBB CO (CALLABLE)	DTD 07/15/2020 3.900% 02/20/2028	110122DE5	375,000.00	MAXE	11/20/27	98.08	367,810.88	9,547.13	3,161.55	2.72	4.53
LOCKHEED MARTIN CORP (CALLABLE)	DTD 05/25/2023 4.450% 05/15/2028	539830BZ1	60,000.00	Barclays	04/15/28	99.54	59,722.74	(169.26)	(205.82)	2.97	4.56
JOHN DEERE CAPITAL CORP	DTD 07/14/2023 4.950% 07/14/2028	24422EXB0	375,000.00	Citigrou		101.15	379,316.63	1,451.63	2,326.02	3.14	4.55
CITIBANK NA (CALLABLE)	DTD 09/29/2023 5.803% 09/29/2028	17325FBB3	750,000.00	Barclays	08/29/28	103.29	774,648.75	28,368.75	27,481.35	3.18	4.76
AIR PRODUCTS & CHEMICALS (CALLABLE)	DTD 02/08/2024 4.600% 02/08/2029	009158BH8	340,000.00	Barclays	01/08/29	99.70	338,969.46	(578.34)	(659.11)	3.52	4.63
CISCO SYSTEMS INC (CALLABLE)	DTD 02/26/2024 4.850% 02/26/2029	17275RBR2	420,000.00	Citigrou	01/26/29	100.65	422,718.66	2,865.66	2,839.83	3.55	4.63
BLACKROCK FUNDING INC (CALLABLE)	DTD 03/14/2024 4.700% 03/14/2029	09290DAA9	50,000.00	Citigrou	02/14/29	100.32	50,160.20	250.70	236.08	3.61	4.56
BLACKROCK FUNDING INC (CALLABLE)	DTD 03/14/2024 4.700% 03/14/2029	09290DAA9	725,000.00	BOFAML	02/14/29	100.32	727,322.90	1,967.65	2,021.98	3.61	4.56
ADOBE INC (CALLABLE)	DTD 04/04/2024 4.800% 04/04/2029	00724PAF6	170,000.00	SEEL	03/04/29	100.51	170,867.17	1,091.57	1,057.87	3.66	4.61
ADOBE INC (CALLABLE)	DTD 04/04/2024 4.800% 04/04/2029	00724PAF6	205,000.00	BOFAML	03/04/29	100.51	206,045.70	1,351.15	1,305.54	3.66	4.61
HOME DEPOT INC (CALLABLE)	DTD 06/25/2024 4.750% 06/25/2029	437076DC3	125,000.00	MorganSt	05/25/29	100.16	125,203.12	1,009.37	922.45	3.88	4.66
HOME DEPOT INC (CALLABLE)	DTD 06/25/2024 4.750% 06/25/2029	437076DC3	250,000.00	PNCBank	05/25/29	100.16	250,406.25	1,778.75	1,630.22	3.88	4.66



Managed Account Fair Market Value & Analytics

For the Month Ending January 31, 2025

CITY OF LAKE ELSINORE - LAKE ELSINORE - CITY FUNDS

Security Type/Description Dated Date/ Coupon/Maturity	CUSIP	Par	Broker	Next Call Date	Market Price	Market Value	Unreal G/L On Cost	Unreal G/L Amort Cost	Effective Duration	YTM at Mkt
Corporate Note										
AMERICAN HONDA FINANCE DTD 09/05/2024 4.400% 09/05/2029	02665WF09	400,000.00	Deutsche		97.60	390,414.80	(9,105.20)	(9,140.70)	4.03	4.95
Security Type Sub-Total		12,125,000.00				11,976,669.41	(85,252.59)	(65,648.65)	2.16	4.61
Certificate of Deposit										
TORONTO DOMINION BANK NY DTD 10/31/2022 5.600% 10/27/2025	89115B6K1	450,000.00	TD Secur		100.96	454,340.70	4,340.70	4,340.70	0.73	4.18
NORDEA BANK ABP NEW YORK DTD 11/03/2022 5.530% 11/03/2025	65558UYF3	450,000.00	WellsFar		100.93	454,200.75	4,200.75	4,200.75	0.73	4.26
Security Type Sub-Total		900,000.00				908,541.45	8,541.45	8,541.45	0.73	4.22
Bank Note										
MORGAN STANLEY BANK NA (CALLABLE) DTD 07/19/2024 4.968% 07/14/2028	61690U8E3	525,000.00	Citigrrou	07/14/27	100.21	526,114.05	589.05	676.49	2.29	4.97
Security Type Sub-Total		525,000.00				526,114.05	589.05	676.49	2.29	4.97
Asset-Backed Security										
HAROT 2021-4 A3 DTD 11/24/2021 0.880% 01/21/2026	43815GAC3	12,073.61	BOFAML		99.37	11,997.50	(73.57)	(75.52)	0.16	8.67
HART 2021-C A3 DTD 11/17/2021 0.740% 05/15/2026	44935FAD6	5,026.70	SMBC		99.75	5,013.99	(11.59)	(12.39)	0.07	4.22
GMCAR 2021-4 A3 DTD 10/21/2021 0.680% 09/16/2026	362554AC1	14,808.88	JPMorgan		99.22	14,693.00	(115.50)	(115.75)	0.21	4.26
CARMX 2022-3 A3 DTD 07/20/2022 3.970% 04/15/2027	14318MAD1	118,318.92	RBC Capi		99.66	117,915.93	(400.20)	(401.69)	0.54	4.58
NAROT 2022-B A3 DTD 09/28/2022 4.460% 05/17/2027	65480JAC4	97,357.51	WellsFar		99.94	97,295.59	(41.77)	(51.94)	0.59	4.60
GMCAR 2022-4 A3 DTD 10/12/2022 4.820% 08/16/2027	36265QAD8	189,026.19	RBC Capi		100.10	189,222.96	227.75	213.03	0.53	4.62
TAOT 2023-A A3 DTD 01/30/2023 4.630% 09/15/2027	891940AC2	219,580.41	BOFAML		100.05	219,698.10	117.80	117.75	0.72	4.56



Managed Account Fair Market Value & Analytics

For the Month Ending January 31, 2025

CITY OF LAKE ELSINORE - LAKE ELSINORE - CITY FUNDS

Security Type/Description	Dated Date/Coupon/Maturity	CUSIP	Par	Broker	Next Call Date	Market Price	Market Value	Unreal G/L On Cost	Unreal G/L Amort Cost	Effective Duration	YTM at Mkt
Asset-Backed Security											
COMET 2022-A3 A	DTD 11/03/2022 4.950% 10/15/2027	14041NGB1	245,000.00	RBC Capi		100.31	245,755.09	793.53	776.10	0.68	4.50
HDMOT 2023-A A3	DTD 02/23/2023 5.050% 12/15/2027	41285JAD0	149,427.08	JPMorgan		100.29	149,855.94	443.90	437.84	0.74	4.67
FORDO 2023-A A3	DTD 03/31/2023 4.650% 02/15/2028	344928AD8	126,176.71	BNPPSA		100.11	126,310.71	147.16	142.21	0.81	4.52
HAROT 2023-3 A3	DTD 08/22/2023 5.410% 02/18/2028	43815QAC1	320,000.00	BOFAML		100.89	322,852.16	2,918.14	2,896.95	0.94	4.49
DCENT 2023-A1 A	DTD 04/11/2023 4.310% 03/15/2028	254683CY9	320,000.00	RBC Capi		99.84	319,474.24	(507.20)	(514.00)	1.07	4.46
BACCT 2023-A1 A1	DTD 06/16/2023 4.790% 05/15/2028	05522RDG0	170,000.00	BOFAML		100.40	170,677.28	715.77	703.04	1.22	4.47
AMXCA 2023-1 A	DTD 06/14/2023 4.870% 05/15/2028	02582JJZ4	190,000.00	RBC Capi		100.50	190,946.39	963.24	957.66	1.22	4.47
COMET 2023-A1 A	DTD 05/24/2023 4.420% 05/15/2028	14041NGD7	490,000.00	RBC Capi		99.97	489,847.61	(40.03)	(78.11)	1.22	4.44
DCENT 2023-A2 A	DTD 06/28/2023 4.930% 06/15/2028	254683CZ6	350,000.00	BOFAML		100.58	352,037.35	2,084.63	2,069.47	1.30	4.49
HAROT 2023-4 A3	DTD 11/08/2023 5.670% 06/21/2028	438123AC5	85,000.00	JPMorgan		101.46	86,239.13	1,254.10	1,250.37	1.22	4.50
FITAT 2023-1 A3	DTD 08/23/2023 5.530% 08/15/2028	31680EAD3	350,000.00	JPMorgan		100.97	353,396.05	3,417.75	3,411.48	1.06	4.64
CHAIT 2023-A1 A	DTD 09/15/2023 5.160% 09/15/2028	161571HT4	405,000.00	JPMorgan		101.05	409,236.30	4,348.57	4,320.42	1.52	4.48
AMXCA 2023-3 A	DTD 09/19/2023 5.230% 09/15/2028	02582JKD1	410,000.00	Citigrou		101.22	414,983.96	5,002.29	4,997.46	1.52	4.47
BACCT 2023-A2 A2	DTD 12/14/2023 4.980% 11/15/2028	05522RDH8	180,000.00	BOFAML		100.88	181,576.08	1,600.25	1,594.69	1.68	4.46
AMXCA 2024-1 A	DTD 04/23/2024 5.230% 04/16/2029	02582JKH2	495,000.00	Barclays		101.50	502,418.57	7,520.04	7,520.04	2.04	4.50
Security Type Sub-Total			4,941,796.01				4,971,443.93	30,365.06	30,159.11	1.20	4.52



Managed Account Fair Market Value & Analytics

For the Month Ending January 31, 2025

CITY OF LAKE ELSINORE - LAKE ELSINORE - CITY FUNDS

Security Type/Description	Dated Date/Coupon/Maturity	CUSIP	Par	Broker	Next Call Date	Market Price	Market Value	Unreal G/L On Cost	Unreal G/L Amort Cost	Effective Duration	YTM at Mkt
Managed Account Sub-Total			55,112,810.09				53,784,412.77	42,072.57	(207,319.72)	2.42	4.43
Joint Powers Authority											
CAMP Pool			209,186.56			1.00	209,186.56	0.00	0.00	0.00	
Liquid Sub-Total			209,186.56				209,186.56	0.00	0.00	0.00	
Securities Sub-Total			\$55,321,996.65			\$53,993,599.33		\$42,072.57	(\$207,319.72)	2.42	4.43%
Accrued Interest						\$333,586.74					
Total Investments						\$54,327,186.07					



Managed Account Security Transactions & Interest

For the Month Ending January 31, 2025

CITY OF LAKE ELSINORE - LAKE ELSINORE - CITY FUNDS

Transaction Type	Trade	Settle	Security Description	CUSIP	Par	Principal Proceeds	Accrued Interest	Total	Realized G/L Cost	Realized G/L Amort Cost	Sale Method
BUY											
	01/02/25	01/07/25	US TREASURY N/B DTD 01/02/2024 3.750% 12/31/2028	91282CJR3	1.375,000.00	(1,344,653.32)	(997.06)	(1,345,650.38)			
Transaction Type Sub-Total					1,375,000.00	(1,344,653.32)	(997.06)	(1,345,650.38)			
INTEREST											
	01/01/25	01/01/25	FLORIDA ST BRD OF ADM DTD 09/16/2020 1.258% 07/01/2025	341271AD6		0.00	1,949.90	1,949.90			
	01/01/25	01/25/25	FHMS K064 A2 DTD 05/01/2017 3.224% 03/01/2027	3137BXOY1		0.00	1,477.67	1,477.67			
	01/01/25	01/25/25	FHMS K511 A2 DTD 12/01/2023 4.860% 10/01/2028	3137HB3G7		0.00	1,113.75	1,113.75			
	01/01/25	01/25/25	FHMS K522 A2 DTD 06/01/2024 4.803% 05/01/2029	3137HDDJ0		0.00	2,201.38	2,201.38			
	01/01/25	01/25/25	FHMS K514 A2 DTD 02/01/2024 4.572% 12/01/2028	3137HBLV4		0.00	1,104.90	1,104.90			
	01/01/25	01/25/25	FHMS K505 A2 DTD 07/01/2023 4.819% 06/01/2028	3137HACX2		0.00	2,208.71	2,208.71			
	01/01/25	01/25/25	FHMS K065 A2 DTD 07/01/2017 3.243% 04/01/2027	3137F1G44		0.00	1,486.38	1,486.38			
	01/01/25	01/25/25	FHMS K054 A2 DTD 04/01/2016 2.745% 01/01/2026	3137BNGT5		0.00	613.69	613.69			
	01/01/25	01/25/25	FNA 2023-M6 A2 DTD 07/01/2023 4.181% 07/01/2028	3136BODE6		0.00	1,831.17	1,831.17			
	01/01/25	01/25/25	FHMS K346 A1 DTD 07/01/2023 4.777% 06/01/2028	3137HAD45		0.00	1,733.51	1,733.51			
	01/01/25	01/25/25	FHMS K348 A1 DTD 12/01/2023 4.858% 05/01/2028	3137HBC69		0.00	1,585.41	1,585.41			
	01/01/25	01/25/25	FHMS K058 A2 DTD 11/01/2016 2.653% 08/01/2026	3137BSP72		0.00	1,215.96	1,215.96			
	01/01/25	01/25/25	FHMS K526 A2 DTD 08/01/2024 4.543% 07/01/2029	3137HDXL9		0.00	1,873.99	1,873.99			
	01/01/25	01/25/25	FHMS K061 A2 DTD 01/01/2017 3.347% 11/01/2026	3137BTUM1		0.00	1,033.42	1,033.42			



Managed Account Security Transactions & Interest

For the Month Ending January 31, 2025

CITY OF LAKE ELSINORE - LAKE ELSINORE - CITY FUNDS

Transaction Type		Security Description	CUSIP	Par	Principal Proceeds	Accrued Interest	Total	Realized G/L		Sale Method
Trade	Settle							Cost	Amort Cost	
INTEREST										
01/01/25	01/25/25	FHMS K510 A2	3137HB3D4		0.00	760.35	760.35			
		DTD 11/01/2023 5.069% 10/01/2028								
01/01/25	01/25/25	FHMS K509 A2	3137HAST4		0.00	1,515.63	1,515.63			
		DTD 10/01/2023 4.850% 09/01/2028								
01/01/25	01/25/25	FHMS K506 A2	3137HAMH6		0.00	3,100.00	3,100.00			
		DTD 09/01/2023 4.650% 08/01/2028								
01/01/25	01/25/25	FHMS K507 A2	3137HAMS2		0.00	2,000.00	2,000.00			
		DTD 09/01/2023 4.800% 09/01/2028								
01/01/25	01/25/25	FHMS K508 A2	3137HAQ74		0.00	1,975.00	1,975.00			
		DTD 10/01/2023 4.740% 08/01/2028								
01/01/25	01/25/25	FHMS K524 A2	3137HDV56		0.00	1,730.67	1,730.67			
		DTD 07/01/2024 4.720% 05/01/2029								
01/08/25	01/08/25	CATERPILLAR FINL SERVICE	14913R2U0		0.00	1,912.50	1,912.50			
		DTD 01/10/2022 1.700% 01/08/2027								
01/12/25	01/12/25	TOYOTA MOTOR CREDIT CORP	89236TKO7		0.00	8,671.88	8,671.88			
		DTD 01/12/2023 4.625% 01/12/2028								
01/14/25	01/14/25	JOHN DEERE CAPITAL CORP	24422EXB0		0.00	9,281.25	9,281.25			
		DTD 07/14/2023 4.950% 07/14/2028								
01/14/25	01/14/25	MORGAN STANLEY BANK NA (CALLABLE)	61690U8E3		0.00	12,678.75	12,678.75			
		DTD 07/19/2024 4.968% 07/14/2028								
01/15/25	01/15/25	HDMOT 2023-A A3	41285JAD0		0.00	667.23	667.23			
		DTD 02/23/2023 5.050% 12/15/2027								
01/15/25	01/15/25	BACCT 2023-A2 A2	05522RDH8		0.00	747.00	747.00			
		DTD 12/14/2023 4.980% 11/15/2028								
01/15/25	01/15/25	CARMX 2022-3 A3	14318MAD1		0.00	423.38	423.38			
		DTD 07/20/2022 3.970% 04/15/2027								
01/15/25	01/15/25	COMET 2022-A3 A	14041NGB1		0.00	1,010.63	1,010.63			
		DTD 11/03/2022 4.950% 10/15/2027								
01/15/25	01/15/25	BACCT 2023-A1 A1	05522RDG0		0.00	678.58	678.58			
		DTD 06/16/2023 4.790% 05/15/2028								
01/15/25	01/15/25	HART 2021-C A3	44935FAD6		0.00	5.16	5.16			
		DTD 11/17/2021 0.740% 05/15/2026								



Managed Account Security Transactions & Interest

For the Month Ending January 31, 2025

CITY OF LAKE ELSINORE - LAKE ELSINORE - CITY FUNDS

Transaction Type	Trade	Settle	Security Description	CUSIP	Par	Principal Proceeds	Accrued Interest	Total	Realized G/L Cost	Realized G/L Amort Cost	Sale Method
INTEREST											
	01/15/25	01/15/25	TAOT 2023-A A3	891940AC2		0.00	900.40	900.40			
			DTD 01/30/2023 4.630% 09/15/2027								
	01/15/25	01/15/25	DCENT 2023-A2 A	254683CZ6		0.00	1,437.92	1,437.92			
			DTD 06/28/2023 4.930% 06/15/2028								
	01/15/25	01/15/25	DCENT 2023-A1 A	254683CY9		0.00	1,149.33	1,149.33			
			DTD 04/11/2023 4.310% 03/15/2028								
	01/15/25	01/15/25	FITAT 2023-1 A3	31680EAD3		0.00	1,612.92	1,612.92			
			DTD 08/23/2023 5.530% 08/15/2028								
	01/15/25	01/15/25	AMXCA 2023-1 A	02582JZ4		0.00	771.08	771.08			
			DTD 06/14/2023 4.870% 05/15/2028								
	01/15/25	01/15/25	FORDO 2023-A A3	344928AD8		0.00	503.75	503.75			
			DTD 03/31/2023 4.650% 02/15/2028								
	01/15/25	01/15/25	COMET 2023-A1 A	14041NGD7		0.00	1,804.83	1,804.83			
			DTD 05/24/2023 4.420% 05/15/2028								
	01/15/25	01/15/25	CHAIT 2023-A1 A	161571HT4		0.00	1,741.50	1,741.50			
			DTD 09/15/2023 5.160% 09/15/2028								
	01/15/25	01/15/25	NAROT 2022-B A3	65480JAC4		0.00	390.19	390.19			
			DTD 09/28/2022 4.460% 05/17/2027								
	01/15/25	01/15/25	AMXCA 2024-1 A	02582JKH2		0.00	2,157.37	2,157.37			
			DTD 04/23/2024 5.230% 04/16/2029								
	01/15/25	01/15/25	AMXCA 2023-3 A	02582JKD1		0.00	1,786.92	1,786.92			
			DTD 09/19/2023 5.230% 09/15/2028								
	01/15/25	01/15/25	TARGET CORP (CALLABLE)	87612EBM7		0.00	390.00	390.00			
			DTD 01/24/2022 1.950% 01/15/2027								
	01/16/25	01/16/25	GMCAR 2022-4 A3	36265QAD8		0.00	827.52	827.52			
			DTD 10/12/2022 4.820% 08/16/2027								
	01/16/25	01/16/25	GMCAR 2021-4 A3	36255AAC1		0.00	10.11	10.11			
			DTD 10/21/2021 0.680% 09/16/2026								
	01/18/25	01/18/25	HAROT 2023-3 A3	43815OAC1		0.00	1,442.67	1,442.67			
			DTD 08/22/2023 5.410% 02/18/2028								
	01/21/25	01/21/25	FREDDIE MAC	3137EAEU9		0.00	796.88	796.88			
			DTD 07/23/2020 0.375% 07/21/2025								
	01/21/25	01/21/25	HAROT 2023-4 A3	438123ACS		0.00	401.63	401.63			
			DTD 11/08/2023 5.670% 06/21/2028								



Managed Account Security Transactions & Interest

For the Month Ending January 31, 2025

CITY OF LAKE ELSINORE - LAKE ELSINORE - CITY FUNDS

Transaction Type	Trade	Settle	Security Description	CUSIP	Par	Principal Proceeds	Accrued Interest	Total	Realized G/L Cost	Realized G/L Amort Cost	Sale Method
INTEREST											
	01/21/25	01/21/25	HAROT 2021-4 A3	43815GAC3		0.00	11.50	11.50			
			DTD 11/24/2021 0.880% 01/21/2026								
	01/26/25	01/26/25	BANK OF NY MELLON CORP (CALLABLE)	06406RBA4		0.00	4,868.75	4,868.75			
			DTD 01/26/2022 2.050% 01/26/2027								
	01/27/25	01/27/25	IBM CORP	459200KS9		0.00	4,500.00	4,500.00			
			DTD 07/27/2022 4.000% 07/27/2025								
	01/31/25	01/31/25	US TREASURY N/B	91282CFB2		0.00	30,250.00	30,250.00			
			DTD 08/01/2022 2.750% 07/31/2027								
Transaction Type Sub-Total						0.00	126,343.12	126,343.12			

PAYDOWNS											
	01/01/25	01/25/25	FHMS K061 A2	3137BTUM1	734.04	734.04	0.00	734.04	22.59	12.26	
			DTD 01/01/2017 3.347% 11/01/2026								
	01/01/25	01/25/25	FNA 2023-M6 A2	31368ODE6	177.54	177.54	0.00	177.54	3.01	2.16	
			DTD 07/01/2023 4.181% 07/01/2028								
	01/01/25	01/25/25	FHMS KJ48 A1	3137HBC69	888.85	888.85	0.00	888.85	0.00	0.00	
			DTD 12/01/2023 4.858% 05/01/2028								
	01/01/25	01/25/25	FHMS KJ46 A1	3137HAD45	301.73	301.73	0.00	301.73	0.01	0.01	
			DTD 07/01/2023 4.777% 06/01/2028								
	01/01/25	01/25/25	FHMS K054 A2	3137BNGT5	8,305.81	8,305.81	0.00	8,305.81	343.91	131.93	
			DTD 04/01/2016 2.745% 01/01/2026								
	01/15/25	01/15/25	HART 2021-C A3	44935FAD6	3,332.83	3,332.83	0.00	3,332.83	0.75	0.22	
			DTD 11/17/2021 0.740% 05/15/2026								
	01/15/25	01/15/25	FORDO 2023-A A3	344928AD8	3,823.29	3,823.29	0.00	3,823.29	0.40	0.25	
			DTD 03/31/2023 4.650% 02/15/2028								
	01/15/25	01/15/25	CARNX 2022-3 A3	14318MAD1	9,656.17	9,656.17	0.00	9,656.17	0.22	0.10	
			DTD 07/20/2022 3.970% 04/15/2027								
	01/15/25	01/15/25	HDMOT 2023-A A3	41285JAD0	9,122.42	9,122.42	0.00	9,122.42	0.92	0.56	
			DTD 02/23/2023 5.050% 12/15/2027								
	01/15/25	01/15/25	TAOT 2023-A A3	891940AC2	13,785.59	13,785.59	0.00	13,785.59	0.00	0.00	
			DTD 01/30/2023 4.630% 09/15/2027								
	01/15/25	01/15/25	NAROT 2022-B A3	65480JAC4	7,626.28	7,626.28	0.00	7,626.28	1.58	0.80	
			DTD 09/28/2022 4.460% 05/17/2027								



Managed Account Security Transactions & Interest

For the Month Ending January 31, 2025

CITY OF LAKE ELSINORE - LAKE ELSINORE - CITY FUNDS

Transaction Type	Trade	Settle	Security Description	CUSIP	Par	Principal Proceeds	Accrued Interest	Total	Realized G/L Cost	Realized G/L Amort Cost	Sale Method
PAYDOWNS											
	01/16/25	01/16/25	GMCAR 2022-4 A3 DTD 10/12/2022 4.820% 08/16/2027	362650AD8	16,995.68	16,995.68	0.00	16,995.68	2.79	1.49	
	01/16/25	01/16/25	GMCAR 2021-4 A3 DTD 10/21/2021 0.680% 09/16/2026	362554AC1	3,027.57	3,027.57	0.00	3,027.57	0.08	0.03	
	01/21/25	01/21/25	HAROT 2021-4 A3 DTD 11/24/2021 0.880% 01/21/2026	43815GAC3	3,613.63	3,613.63	0.00	3,613.63	0.76	0.18	
Transaction Type Sub-Total					81,391.43	81,391.43	0.00	81,391.43	377.02	149.99	
SELL											
	01/02/25	01/07/25	US TREASURY N/B DTD 11/15/2016 2.000% 11/15/2026	912828U24	1,000,000.00	960,156.25	2,928.18	963,084.43	20,937.50	(10,409.63)	FIFO
Transaction Type Sub-Total					1,000,000.00	960,156.25	2,928.18	963,084.43	20,937.50	(10,409.63)	
Managed Account Sub-Total						(303,105.64)	128,274.24	(174,831.40)	21,314.52	(10,259.64)	
Total Security Transactions						(\$303,105.64)	\$128,274.24	(\$174,831.40)	\$21,314.52	(\$10,259.64)	



Account Statement

For the Month Ending January 31, 2025

CITY OF LAKE ELSINORE - LAKE ELSINORE - CITY FUNDS

Trade Date	Settlement Date	Transaction Description	Share or Unit Price	Dollar Amount of Transaction	Total Shares Owned
CAMP Pool					
Opening Balance					
01/02/25	01/02/25	Purchase - Interest 341271AD6	1.00	1,949.90	269,919.92
01/02/25	01/02/25	Purchase-Interest 91282CCH2	1.00	50,625.00	271,869.82
01/02/25	01/02/25	Purchase-Interest 912828ZW3	1.00	62.50	322,494.82
01/02/25	01/02/25	Purchase-Interest 91282CJR3	1.00	71,250.00	322,557.32
01/03/25	01/03/25	IP Fees November 2024	1.00	(3,949.61)	393,807.32
01/03/25	01/03/25	U.S. Bank Fees October 2024	1.00	(199.24)	389,857.71
01/07/25	01/07/25	Purchase - Principal 912828U24	1.00	960,156.25	389,658.47
01/07/25	01/07/25	Purchase - Interest 912828U24	1.00	2,928.18	1,349,814.72
01/07/25	01/07/25	Redemption - Interest 91282CJR3	1.00	(997.06)	1,352,742.90
01/07/25	01/07/25	Redemption - Principal 91282CJR3	1.00	(1,344,653.32)	1,351,745.84
01/08/25	01/08/25	Purchase - Interest 14913R2U0	1.00	1,912.50	7,092.52
01/13/25	01/13/25	Purchase - Interest 89236TKQ7	1.00	8,671.88	9,005.02
01/14/25	01/14/25	Purchase - Interest 24422EXB0	1.00	9,281.25	17,676.90
01/14/25	01/14/25	Purchase - Interest 61690U8E3	1.00	12,678.75	26,958.15
01/15/25	01/15/25	Purchase - Interest 87612EBM7	1.00	390.00	39,636.90
01/15/25	01/15/25	Purchase - Interest 02582JU24	1.00	771.08	40,026.90
01/15/25	01/15/25	Purchase - Interest 02582JKD1	1.00	1,786.92	40,797.98
01/15/25	01/15/25	Purchase - Interest 02582JKH2	1.00	2,157.37	42,584.90
01/15/25	01/15/25	Purchase - Interest 05522RDG0	1.00	678.58	44,742.27
01/15/25	01/15/25	Purchase - Interest 05522RDH8	1.00	747.00	45,420.85
01/15/25	01/15/25	Purchase - Interest 14041NGB1	1.00	1,010.63	46,167.85
					47,178.48



Account Statement

For the Month Ending January 31, 2025

CITY OF LAKE ELSINORE - LAKE ELSINORE - CITY FUNDS

Trade Date	Settlement Date	Transaction Description	Share or Unit Price	Dollar Amount of Transaction	Total Shares Owned
CAMP Pool					
01/15/25	01/15/25	Purchase - Interest 14041NGD7	1.00	1,804.83	48,983.31
01/15/25	01/15/25	Purchase - Interest 14318MAD1	1.00	423.38	49,406.69
01/15/25	01/15/25	Purchase - Interest 161571HT4	1.00	1,741.50	51,148.19
01/15/25	01/15/25	Purchase - Interest 254683CY9	1.00	1,149.33	52,297.52
01/15/25	01/15/25	Purchase - Interest 254683CZ6	1.00	1,437.92	53,735.44
01/15/25	01/15/25	Purchase - Interest 31680EAD3	1.00	1,612.92	55,348.36
01/15/25	01/15/25	Purchase - Interest 344928AD8	1.00	503.75	55,852.11
01/15/25	01/15/25	Purchase - Interest 41285JAD0	1.00	667.23	56,519.34
01/15/25	01/15/25	Purchase - Interest 44935FAD6	1.00	5.16	56,524.50
01/15/25	01/15/25	Purchase - Interest 65480JAC4	1.00	390.19	56,914.69
01/15/25	01/15/25	Purchase - Interest 891940AC2	1.00	900.40	57,815.09
01/15/25	01/15/25	Purchase - Principal 44935FAD6	1.00	3,332.83	61,147.92
01/15/25	01/15/25	Purchase - Principal 14318MAD1	1.00	9,656.17	70,804.09
01/15/25	01/15/25	Purchase - Principal 41285JAD0	1.00	9,122.42	79,926.51
01/15/25	01/15/25	Purchase - Principal 65480JAC4	1.00	7,626.28	87,552.79
01/15/25	01/15/25	Purchase - Principal 891940AC2	1.00	13,785.59	101,338.38
01/15/25	01/15/25	Purchase - Principal 344928AD8	1.00	3,823.29	105,161.67
01/16/25	01/16/25	Purchase - Interest 362554AC1	1.00	10.11	105,171.78
01/16/25	01/16/25	Purchase - Interest 36265QAD8	1.00	827.52	105,999.30
01/16/25	01/16/25	Purchase - Principal 36265QAD8	1.00	16,995.68	122,994.98
01/16/25	01/16/25	Purchase - Principal 362554AC1	1.00	3,027.57	126,022.55
01/21/25	01/21/25	Purchase - Interest 3137EAEU9	1.00	796.88	126,819.43



Account Statement

For the Month Ending January 31, 2025

CITY OF LAKE ELSINORE - LAKE ELSINORE - CITY FUNDS

Trade Date	Settlement Date	Transaction Description	Share or Unit Price	Dollar Amount of Transaction	Total Shares Owned
CAMP Pool					
01/21/25	01/21/25	Purchase - Interest 438123AC5	1.00	401.63	127,221.06
01/21/25	01/21/25	Purchase - Interest 43815GAC3	1.00	11.50	127,232.56
01/21/25	01/21/25	Purchase - Interest 43815QAC1	1.00	1,442.67	128,675.23
01/21/25	01/21/25	Purchase - Principal 43815GAC3	1.00	3,613.63	132,288.86
01/27/25	01/27/25	Purchase - Interest 06406RBA4	1.00	4,868.75	137,157.61
01/27/25	01/27/25	Purchase - Interest 459200KS9	1.00	4,500.00	141,657.61
01/27/25	01/27/25	Purchase - Interest 3137BTUM1	1.00	1,033.42	142,691.03
01/27/25	01/27/25	Purchase - Interest 3137BXQY1	1.00	1,477.67	144,168.70
01/27/25	01/27/25	Purchase - Interest 3137F1G44	1.00	1,486.38	145,655.08
01/27/25	01/27/25	Purchase - Interest 3137HACX2	1.00	2,208.71	147,863.79
01/27/25	01/27/25	Purchase - Interest 3137HAD45	1.00	1,733.51	149,597.30
01/27/25	01/27/25	Purchase - Interest 3137HAMH6	1.00	3,100.00	152,697.30
01/27/25	01/27/25	Purchase - Interest 3137HAMS2	1.00	2,000.00	154,697.30
01/27/25	01/27/25	Purchase - Interest 3137HAQ74	1.00	1,975.00	156,672.30
01/27/25	01/27/25	Purchase - Interest 3137HAST4	1.00	1,515.63	158,187.93
01/27/25	01/27/25	Purchase - Interest 3137HB3D4	1.00	760.35	158,948.28
01/27/25	01/27/25	Purchase - Interest 3137HB3G7	1.00	1,113.75	160,062.03
01/27/25	01/27/25	Purchase - Interest 3137HBC69	1.00	1,585.41	161,647.44
01/27/25	01/27/25	Purchase - Interest 3137HBLV4	1.00	1,104.90	162,752.34
01/27/25	01/27/25	Purchase - Interest 3137HDJJ0	1.00	2,201.38	164,953.72
01/27/25	01/27/25	Purchase - Interest 3137HDV56	1.00	1,730.67	166,684.39
01/27/25	01/27/25	Purchase - Interest 3137HDXL9	1.00	1,873.99	168,558.38



Account Statement

For the Month Ending January 31, 2025

CITY OF LAKE ELSINORE - LAKE ELSINORE - CITY FUNDS

Trade Date	Settlement Date	Transaction Description	Share or Unit Price	Dollar Amount of Transaction	Total Shares Owned
CAMP Pool					
01/27/25	01/27/25	Purchase - Interest 3136BQDE6	1.00	1,831.17	170,389.55
01/27/25	01/27/25	Purchase - Interest 3137BNGT5	1.00	613.69	171,003.24
01/27/25	01/27/25	Purchase - Interest 3137BSP72	1.00	1,215.96	172,219.20
01/27/25	01/27/25	Purchase - Principal 3137BTUM1	1.00	734.04	172,953.24
01/27/25	01/27/25	Purchase - Principal 3137BNGT5	1.00	8,305.81	181,259.05
01/27/25	01/27/25	Purchase - Principal 3137HAD45	1.00	301.73	181,560.78
01/27/25	01/27/25	Purchase - Principal 3137HBC69	1.00	888.85	182,449.63
01/27/25	01/27/25	Purchase - Principal 3136BQDE6	1.00	177.54	182,627.17
01/28/25	01/28/25	IP Fees December 2024	1.00	(4,090.31)	178,536.86
01/28/25	01/28/25	U.S. Bank Fees November 2024	1.00	(199.56)	178,337.30
01/31/25	01/31/25	Purchase - Interest 91282CFB2	1.00	30,250.00	208,587.30
01/31/25	02/03/25	Accrual Income Div Reinvestment - Distributions	1.00	599.26	209,186.56



Account Statement

For the Month Ending January 31, 2025

CITY OF LAKE ELSINORE - LAKE ELSINORE - CITY FUNDS

Trade Date	Settlement Date	Transaction Description	Month of January	Fiscal YTD January-January	Share or Unit Price	Dollar Amount of Transaction	Total Shares Owned
Closing Balance							
Opening Balance			269,919.92	269,919.92			
Purchases			1,293,355.74	1,293,355.74		209,186.56	
Redemptions (Excl. Checks)			(1,354,089.10)	(1,354,089.10)		154,439.54	
Check Disbursements			0.00	0.00		4.55%	
Closing Balance			209,186.56	209,186.56			
Cash Dividends and Income			599.26	599.26			