



CITY OF LAKE ELSINORE
INVESTMENT REPORT

CITY OF LAKE ELSINORE
INVESTMENT REPORT OF POOLED CASH AND INVESTMENTS
AS OF NOVEMBER 30, 2024

	BANK BALANCE	DEPOSITS IN TRANSIT	OUTSTANDING PAYMENTS	BOOK BALANCE
CASH ACCOUNTS				
Bank Accounts:				
General Checking Account	\$ 2,870,277	\$ 255,195	\$ (2,385)	\$ 3,123,088
Cash On Hand:				
Cashier Drawers #1 & #2	-	-	-	300
City of Lake Elsinore Petty Cash Fund	-	-	-	2,000
Total Cash Accounts	2,870,277	255,195	(2,385)	3,125,388
INVESTMENTS				
Local Agency Investment Funds	57,648,272	-	-	57,648,272
CAMP Investments:				
CAMP Pool Account	305,272	-	-	305,272
U.S. Treasury Bond / Note	22,408,239	-	-	22,408,239
Municipal Bond / Note	1,236,023	-	-	1,236,023
Federal Agency Commercial Mortgage-Backed Security	8,563,140	-	-	8,563,140
Federal Agency Bond / Note	2,266,362	-	-	2,266,362
Corporate Note	12,286,922	-	-	12,286,922
Certificate of Deposit	900,000	-	-	900,000
Bank Note	525,525	-	-	525,525
Asset-Backed Security	5,078,214	-	-	5,078,214
Sub-total Investments	111,217,969	-	-	111,217,969
Market Value Adjustment:				
Unrealized Gain/(Loss) at 11/30/2024	978,225	-	-	978,225
Total Investments	112,196,194	-	-	112,196,194
Total Pooled Cash and Investments	\$ 115,066,471	\$ 255,195	\$ (2,385)	\$ 115,321,582
TOTAL POOLED CASH AND INVESTMENTS				\$ 115,321,582

I certify that this report accurately reflects all pooled investments and it is in conformity with the investment policy as approved by the City Council on June 11, 2024. A copy of this policy is available in the office of the City Clerk. The pooled investments shown above provide sufficient cash flow liquidity to meet the next six months estimated expenditures.

Jason P. Simpson
City Manager

December 17, 2024
Date

CITY OF LAKE ELSINORE
POOLED CASH AND INVESTMENTS BY FUND
AS OF NOVEMBER 30, 2024

<u>FUND NO</u>	<u>FUND NAME</u>	<u>AMOUNT</u>
100	General	\$ 11,525,494
102	Measure Z	14,823,905
104	Traffic Offender	9,375
106	Affordable Housing In Lieu	1,583,515
107	Developer Agreement Revenue	634,929
108	American Rescue Plan	5,080,645
109	Road Maintenance and Rehabilitation (SB1)	2,688,810
110	State Gas Tax	945,386
111	TUMF C.I.P.	122,743
112	Measure A	835,321
114	SB1186 CASP Education Program	74,467
115	Traffic Safety	11,309
116	City Hall-Public Works DIF	538,515
117	Community Center DIF	549,952
118	Lake Side Facility DIF	773,881
119	Animal Shelter DIF	75,337
121	T.R.I.P.-2014A	534
135	Lighting & Landscape Maintenance - Dist. No. 1	1,642,581
140	Geothermal	12,608
155	CSA152 -- N.P.D.E.S.	28,323
160	PEG Grant	6,683
202	La Strada RBBD	25,714
203	E.L.S.P. - S.T.I.F.	3,626,089
205	Traffic Impact Fee	734,076
211	Storm Drain C.I.P.	2,416,023
231	Library C.I.P.	1,136,266
232	City Fire Protection	1,174,226
300	Insurance Service	404,030
305	Information Systems Service	2,526,663
310	Support Service	27,132
315	Fleet Service	799,925
320	Facilities Service	2,308,794
331	CFD 2006-1CC Summerly Improvement Area CC	2,299
335	CFD 2003-2E Canyon Hills Improvement Area E	1,650
337	CFD 2016-2 Canyon Hills	35,910
338	CFD 2006-1 IA-JJ Summerly Improvement Area	9,445
339	CFD 2006-1 IA-KK Summerly Improvement Area	8,387
345	CFD 2003-2 Improvement Area D, Canyon Hills	20,295
346	CFD 2014-1 Southshore	62,389
351	CFD 2006-1 IA-II Summerly Improvement	14,734

CITY OF LAKE ELSINORE
POOLED CASH AND INVESTMENTS BY FUND
AS OF NOVEMBER 30, 2024

<u>FUND NO</u>	<u>FUND NAME</u>	<u>AMOUNT</u>
361	CFD 2022-2 Lakeshore Improvement	4,239
364	CFD 2023-2 Coastal Mission Trail Improvement	4,490
377	CFD 2006-6 Tessara	4,854
397	CFD 2018-3 Village at Lakeshore	11,696
500	Capital Improvement Plan	5,809,914
603	Endowment Trust - Carl Graves	66,510
604	Endowment Trust - Korn Memorial	36,229
605	Public Improvement Trust	2,604,670
606	Mobile Source Air Pollution Reduction	144,962
608	Trust Deposit & Pre Paid Expense	1,681,413
617	Successor Agency Housing	42,585,228
620	Cost Recovery System	4,643,407
631	Lake Destratification Equipment Replacement	425,610
	Total Pooled Cash & Investments	\$ 115,321,582

CITY OF LAKE ELSINORE
SUMMARY OF POLICY LIMITATIONS
FOR THE MONTH ENDING NOVEMBER 30, 2024

<u>TYPES OF SECURITIES</u>	<u>MAXIMUM PERCENTAGE</u>	<u>DIVERSIFICATION PERCENTAGE</u>	<u>CURRENT BALANCE</u>
CAMP - Pooled Sweep Account	Unlimited	0.27%	\$ 305,272
U.S. Treasury Bond / Note	Unlimited	20.15%	\$ 22,408,239
Supra-National Agency Bond / Note	30%	0.00%	\$ -
Municipal Bond / Note	Unlimited	1.11%	\$ 1,236,023
Federal Agency Collateralized Mortgage Obligation	40%	7.70%	\$ 8,563,140
Federal Agency Bond / Note	Unlimited	2.04%	⁽¹⁾ \$ 2,266,362
Banker's Acceptance	40.00%	0.00%	\$ -
Corporate Note (Includes Bank Note)	30%	11.52%	\$ 12,812,447
Commercial Paper	25%	0.00%	\$ -
Negotiable Certificates of Deposit	30%	0.81%	\$ 900,000
Asset-Backed Security / Collateralized Mortgage	20%	4.57%	\$ 5,078,214
Repurchase Agreements	Unlimited	0	\$ -
Reverse Repurchase Agreements	10.00%	0.00%	\$ -
LAIF (Local Agency Investment Funds)	\$150 Million	51.83%	⁽²⁾ \$ 57,648,272
TOTAL		100.00%	\$ 111,217,969

Note:

⁽¹⁾ No more than 40% in any one federal agency. See CAMP Portfolio Statement for listing of agencies.

⁽²⁾ Investment in LAIF may not exceed \$75 million in each agency.



Local Agency Investment Fund



PMIA/LAIF Performance Report as of 12/18/24



Quarterly Performance Quarter Ended 09/30/24

LAIF Apportionment Rate ⁽²⁾ :	4.71
LAIF Earnings Ratio ⁽²⁾ :	0.00012912073474208
LAIF Administrative Cost ^{(1)*} :	0.26
LAIF Fair Value Factor ⁽¹⁾ :	1.002061084
PMIA Daily ⁽¹⁾ :	4.58
PMIA Quarter to Date ⁽¹⁾ :	4.56
PMIA Average Life ⁽¹⁾ :	231

PMIA Average Monthly Effective Yields⁽¹⁾

November	4.477
October	4.518
September	4.575
August	4.579
July	4.516
June	4.480

Pooled Money Investment Account Monthly Portfolio Composition ⁽¹⁾ 11/30/24 \$146.8 billion

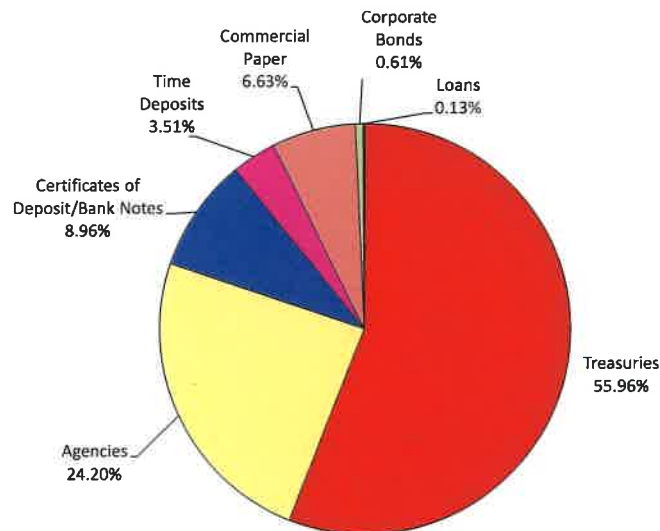


Chart does not include \$1,290,000.00 in mortgages, which equates to 0.001%. Percentages may not total 100% due to rounding.

Daily rates are now available here. [View PMIA Daily Rates](#)

Notes: The apportionment rate includes interest earned on the CalPERS Supplemental Pension Payment pursuant to Government Code 20825 (c)(1) and interest earned on the Wildfire Fund loan pursuant to Public Utility Code 3288 (a).

*The percentage of administrative cost equals the total administrative cost divided by the quarterly interest earnings. The law provides that administrative costs are not to exceed 5% of quarterly EARNINGS of the fund. However, if the 13-week Daily Treasury Bill Rate on the last day of the fiscal year is below 1%, then administrative costs shall not exceed 8% of quarterly EARNINGS of the fund for the subsequent fiscal year.

Source:

⁽¹⁾ State of California, Office of the Treasurer

⁽²⁾ State of California, Office of the Controller

CITY OF LAKE ELSINORE
LOCAL AGENCY INVESTMENT FUND
TRANSACTION SUMMARY
FOR THE MONTH ENDING NOVEMBER 30, 2024

<u>Yield</u>	<u>Purchase Date</u>	<u>Maturity Rate</u>
4.477%	Daily	24-Hour

<u>Investment</u>	<u>Beginning Balance</u>	<u>Net Increase/(Decrease)</u>	<u>Ending Balance</u>
Total Investments Held with Local Agency Investment Fund:	\$ <u>62,648,272</u>	\$ <u>(5,000,000)</u>	\$ <u>57,648,272</u>

Note:

Per California State Treasurer, LAIF Statute 16429.1: Separate accounts for each governmental unit shall be maintained.



CAMP

Investment Portfolio




Account Statement - Transaction Summary

For the Month Ending **November 30, 2024**

CITY OF LAKE ELSINORE - LAKE ELSINORE - CITY FUNDS

CAMP Pool		Asset Summary	
Opening Market Value	214,679.18	November 30, 2024	October 31, 2024
Purchases	1,317,583.06		
Redemptions	(1,226,990.54)		214,679.18
Unsettled Trades	0.00		
Change in Value	0.00		
Closing Market Value	\$305,271.70		
Cash Dividends and Income	608.02		
CAMP Managed Account			
Opening Market Value	53,551,695.11		
Purchases	0.00		
Redemptions	(183,288.22)		
Unsettled Trades	0.00		
Change in Value	103,762.72		
Closing Market Value	\$53,472,169.61		
Cash Dividends and Income	170,998.21		

CAMP Pool	305,271.70	November 30, 2024	October 31, 2024
CAMP Managed Account	53,472,169.61		53,551,695.11
Total	\$53,777,441.31		\$53,766,374.29
Asset Allocation			





Managed Account Summary Statement

For the Month Ending **November 30, 2024**

CITY OF LAKE ELSINORE - LAKE ELSINORE - CITY FUNDS

Transaction Summary - Money Market		Transaction Summary - Managed Account		Account Total
Opening Market Value	\$214,679.18	Opening Market Value	\$53,551,695.11	Opening Market Value
Purchases	1,317,583.06	Maturities/Calls	(183,288.22)	
Redemptions	(1,226,990.54)	Principal Dispositions	0.00	
		Principal Acquisitions	0.00	
		Unsettled Trades	0.00	
		Change in Current Value	103,762.72	
Closing Market Value	\$305,271.70	Closing Market Value	\$53,472,169.61	Closing Market Value
Dividend	608.02			\$53,777,441.31

Earnings Reconciliation (Cash Basis) - Managed Account		Cash Balance
Interest/Dividends/Coupons Received	171,709.26	
Less Purchased Interest Related to Interest/Coupons	(15,652.17)	
Plus Net Realized Gains/Losses	14,941.12	
Total Cash Basis Earnings	\$170,998.21	\$0.00

Earnings Reconciliation (Accrual Basis)		Managed Account	Total	Cash Transactions Summary- Managed Account	
Ending Amortized Value of Securities	53,547,856.14	53,547,856.14	53,853,127.84	Maturities/Calls	0.00
Ending Accrued Interest	318,920.11	318,920.11	318,920.11	Sale Proceeds	992,731.99
Plus Proceeds from Sales	0.00	0.00	1,226,990.54	Coupon/Interest/Dividend Income	162,016.33
Plus Proceeds of Maturities/Calls/Principal Payments	183,288.22	183,288.22	183,288.22	Principal Payments	183,288.22
Plus Coupons/Dividends Received	162,016.33	162,016.33	162,016.33	Security Purchases	(1,197,745.92)
Less Cost of New Purchases	0.00	0.00	(1,317,583.06)	Net Cash Contribution	(140,290.62)
Less Beginning Amortized Value of Securities	(53,701,405.72)	(53,701,405.72)	(53,916,084.90)	Reconciling Transactions	0.00
Less Beginning Accrued Interest	(335,189.06)	(335,189.06)	(335,189.06)		
Dividends	0.00	0.00	608.02		
Total Accrual Basis Earnings	\$175,486.02	\$175,486.02	\$176,094.04		



Portfolio Summary and Statistics

For the Month Ending **November 30, 2024**

CITY OF LAKE ELSINORE - LAKE ELSINORE - CITY FUNDS

Account Summary


Description	Par Value	Market Value	Percent
U.S. Treasury Bond / Note	23,700,000.00	22,611,357.04	42.04
Municipal Bond / Note	1,235,000.00	1,217,796.66	2.26
Federal Agency Commercial	8,694,130.74	8,661,623.95	16.11
Mortgage-Backed Security			
Federal Agency Bond / Note	2,275,000.00	2,204,610.77	4.10
Corporate Note	12,350,000.00	12,227,648.52	22.74
Certificate of Deposit	900,000.00	909,687.15	1.69
Bank Note	525,000.00	527,839.72	0.98
Asset-Backed Security	5,078,946.13	5,111,605.80	9.51
Managed Account Sub-Total	54,758,076.87	53,472,169.61	99.43%
Accrued Interest		318,920.11	
Total Portfolio	54,758,076.87	53,791,089.72	
CAMP Pool	305,271.70	305,271.70	0.57
Total Investments	55,063,348.57	54,096,361.42	100.00%

Unsettled Trades

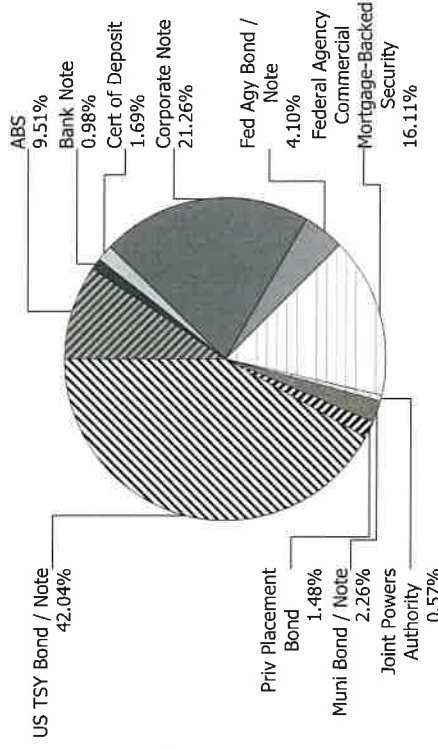
0.00

0.00

Maturity Distribution



Sector Allocation



Characteristics

Yield to Maturity at Cost	3.98%
Yield to Maturity at Market	4.37%
Weighted Average Days to Maturity	1040



Managed Account Issuer Summary

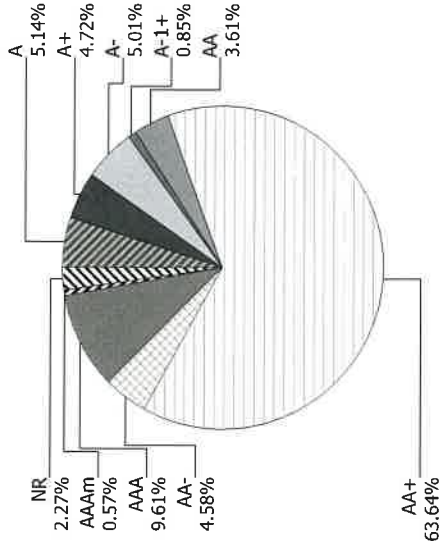
For the Month Ending **November 30, 2024**

CITY OF LAKE ELSINORE - LAKE ELSINORE - CITY FUNDS

Issuer Summary

Issuer	Market Value of Holdings	Percent
Abbott Laboratories	224,028.45	0.42
Adobe Inc	380,727.75	0.71
Air Products and Chemicals Inc	342,065.16	0.64
Amazon.com Inc	465,781.67	0.87
American Express Co	1,476,891.29	2.74
Apple Inc	747,304.60	1.38
BA Credit Card Trust	352,356.14	0.66
Bank of America Corp	448,898.40	0.83
Bank of New York Mellon Corp	452,808.48	0.84
Bayerische Motoren Werke AG	165,432.93	0.31
Berkshire Hathaway Inc	455,186.80	0.85
BlackRock Inc	783,528.88	1.45
Bristol-Myers Squibb Co	369,232.13	0.69
California State University	82,311.88	0.15
CAMP Pool	305,271.70	0.57
Capital One Financial Corp	735,517.44	1.37
CarMax Inc	137,467.43	0.26
Caterpillar Inc	212,985.00	0.40
Charles Schwab Corp	291,619.50	0.54
Cintas Corp	64,623.85	0.12
Cisco Systems Inc	426,732.60	0.79
Citigroup Inc	781,086.00	1.44
Deere & Co	381,561.38	0.71
Discover Card Execution Note Trust	671,601.44	1.25
Federal Home Loan Banks	145,551.30	0.27
Federal Home Loan Mortgage Corp	9,235,209.38	17.16
Federal National Mortgage Association	1,485,474.04	2.75
Fifth Third Auto Trust	353,872.05	0.66
Ford Credit Auto Owner Trust	130,064.87	0.24
General Dynamics Corp	223,859.03	0.42
GM Financial Consumer Automobile Receiv	243,121.80	0.45
Harley-Davidson Inc	168,459.71	0.31

Credit Quality (S&P Ratings)





Managed Account Issuer Summary

For the Month Ending **November 30, 2024**

CITY OF LAKE ELSINORE - LAKE ELSINORE - CITY FUNDS

Issuer	Market Value of Holdings	Percent
Home Depot Inc	403,827.40	0.75
Honda Auto Receivables Owner Trust	428,870.06	0.80
Honda Motor Co Ltd	395,555.60	0.74
Hyundai Auto Receivables Trust	11,683.21	0.02
International Business Machines Corp	223,995.38	0.42
JPMorgan Chase & Co	584,098.76	1.09
Lockheed Martin Corp	60,099.18	0.11
Microsoft Corp	735,651.00	1.37
Morgan Stanley	527,839.72	0.98
National Australia Bank Ltd	742,850.25	1.38
National Rural Utilities Cooperative Fi	387,508.80	0.72
New York State Urban Development Corp	321,493.90	0.60
Nissan Auto Receivables Owner Trust	113,323.76	0.21
Nordea Bank Abp	454,739.85	0.85
PACCAR Inc	174,047.13	0.32
Roche Holding AG	407,039.39	0.76
San Juan Unified School District	126,722.57	0.24
State Board of Administration Finance C	303,989.42	0.57
State of California	202,070.60	0.38
State of Minnesota	97,558.60	0.18
Target Corp	38,093.44	0.07
Texas Instruments Inc	85,668.36	0.16
Toronto-Dominion Bank	454,947.30	0.85
Toyota Auto Receivables Owner Trust	244,976.97	0.46
Toyota Motor Corp	376,802.25	0.70
United Services Automobile Association	223,861.05	0.42
United States Treasury	22,611,357.04	42.04
UnitedHealth Group Inc	214,487.55	0.40
University of California Board of Regen	83,649.69	0.16
Total	\$53,777,441.31	100.00%



Managed Account Detail of Securities Held

For the Month Ending November 30, 2024

CITY OF LAKE ELSINORE - LAKE ELSINORE - CITY FUNDS

Security Type / Description Dated Date / Coupon / Maturity	CUSIP	S&P Rating	Moody's Rating	Trade Date	Settle Date	Original Cost	YTM at Cost	Accrued Interest	Amortized Cost	Market Value
U.S. Treasury Bond / Note										
US TREASURY N/B DTD 06/30/2020 0.250% 06/30/2025	912828ZW3	AA+	Aaa	04/01/21	04/05/21	49,031.25	0.71	52.31	49,867.87	48,829.10
US TREASURY N/B DTD 11/15/2016 2.000% 11/15/2026	912828U24	AA+	Aaa	01/13/23	01/17/23	3,545,550.78	3.72	3,337.02	3,657,813.49	3,621,493.40
US TREASURY N/B DTD 05/02/2022 2.750% 04/30/2027	91282CEN7	AA+	Aaa	01/31/23	02/03/23	1,155,421.88	3.70	2,825.97	1,174,642.05	1,161,984.00
US TREASURY N/B DTD 08/01/2022 2.750% 07/31/2027	91282CFB2	AA+	Aaa	05/01/23	05/05/23	362,329.10	3.62	3,446.84	367,043.85	361,918.88
US TREASURY N/B DTD 08/01/2022 2.750% 07/31/2027	91282CFB2	AA+	Aaa	03/02/23	03/06/23	373,265.62	4.44	3,676.63	383,839.67	386,046.80
US TREASURY N/B DTD 08/01/2022 2.750% 07/31/2027	91282CFB2	AA+	Aaa	07/03/23	07/07/23	565,640.63	4.30	5,514.95	577,510.23	579,070.20
US TREASURY N/B DTD 08/01/2022 2.750% 07/31/2027	91282CFB2	AA+	Aaa	06/02/23	06/06/23	786,779.30	3.97	7,583.05	800,494.38	796,221.53
US TREASURY N/B DTD 11/30/2022 3.875% 11/30/2027	91282CFZ9	AA+	Aaa	01/02/24	01/05/24	1,170,501.95	3.98	125.09	1,171,546.76	1,167,013.53
US TREASURY N/B DTD 11/30/2022 3.875% 11/30/2027	91282CFZ9	AA+	Aaa	12/01/23	12/05/23	1,184,109.38	4.24	127.75	1,188,060.21	1,191,843.60
US TREASURY N/B DTD 02/28/2023 4.000% 02/29/2028	91282CGP0	AA+	Aaa	04/03/24	04/05/24	393,640.63	4.45	4,066.30	394,711.68	398,468.80
US TREASURY N/B DTD 02/28/2023 4.000% 02/29/2028	91282CGP0	AA+	Aaa	02/02/24	02/06/24	602,507.81	3.89	6,099.45	602,002.53	597,703.20
US TREASURY N/B DTD 02/28/2023 4.000% 02/29/2028	91282CGP0	AA+	Aaa	03/01/24	03/06/24	1,335,287.11	4.30	13,723.76	1,338,017.34	1,344,832.20
US TREASURY N/B DTD 02/28/2023 4.000% 02/29/2028	91282CGP0	AA+	Aaa	05/01/24	05/06/24	2,383,390.63	4.79	24,906.08	2,392,633.32	2,440,621.40
US TREASURY N/B DTD 06/30/2021 1.250% 06/30/2028	91282CCH2	AA+	Aaa	07/01/24	07/03/24	198,641.60	4.49	1,176.97	201,145.02	203,660.10



Managed Account Detail of Securities Held

For the Month Ending November 30, 2024

CITY OF LAKE ELSINORE - LAKE ELSINORE - CITY FUNDS

Security Type/Description Dated Date/Coupon/Maturity	CUSIP	Par	S&P Rating	Moody's Rating	Trade Date	Settle Date	Original Cost	YTM at Cost	Accrued Interest	Amortized Cost	Market Value
U.S. Treasury Bond / Note											
US TREASURY N/B DTD 06/30/2021 1.250% 06/30/2028	91282CCH2	1,275,000.00	AA+	Aaa	09/04/24	09/06/24	1,169,364.26	3.59	6,669.50	1,175,421.14	1,154,073.90
US TREASURY N/B DTD 06/30/2021 1.250% 06/30/2028	91282CCH2	1,300,000.00	AA+	Aaa	08/01/24	08/05/24	1,173,960.94	3.96	6,800.27	1,183,607.83	1,176,702.80
US TREASURY N/B DTD 06/30/2021 1.250% 06/30/2028	91282CCH2	2,400,000.00	AA+	Aaa	10/01/24	10/07/24	2,211,468.75	3.51	12,554.35	2,218,539.01	2,172,374.40
US TREASURY N/B DTD 06/30/2021 1.250% 06/30/2028	91282CCH2	2,900,000.00	AA+	Aaa	06/06/24	06/11/24	2,565,253.91	4.39	15,169.84	2,601,206.45	2,624,952.40
US TREASURY N/B DTD 01/02/2024 3.750% 12/31/2028	91282CJR3	1,200,000.00	AA+	Aaa	10/31/24	11/05/24	1,182,093.75	4.14	18,831.52	1,182,375.88	1,183,546.80

Security Type Sub-Total 23,700,000.00

22,408,239.28

4.05

136,687.65

22,660,478.71

22,611,357.04

Municipal Bond / Note

NY ST URBAN DEV-F-1 DTD 12/23/2020 0.870% 03/15/2025	650036DT0	325,000.00	NR	NR	12/16/20	12/23/20	325,000.00	0.87	596.92	325,000.00	321,493.90
UNIV OF CALIFORNIA-BG (CALLABLE) DTD 07/16/2020 0.883% 05/15/2025	91412HGE7	85,000.00	AA	Aa2	07/10/20	07/16/20	85,000.00	0.88	33.36	85,000.00	83,649.69
FLORIDA ST BRD OF ADM DTD 09/16/2020 1.258% 07/01/2025	341271AD6	65,000.00	AA	Aa2	09/03/20	09/16/20	65,459.55	1.11	340.71	65,055.95	63,739.72
FLORIDA ST BRD OF ADM DTD 09/16/2020 1.258% 07/01/2025	341271AD6	85,000.00	AA	Aa2	09/03/20	09/16/20	85,563.55	1.12	445.54	85,068.61	83,351.94
FLORIDA ST BRD OF ADM DTD 09/16/2020 1.258% 07/01/2025	341271AD6	160,000.00	AA	Aa2	09/03/20	09/16/20	160,000.00	1.26	838.67	160,000.00	156,897.76
MINNESOTA ST-F-UNREF DTD 08/25/2020 0.630% 08/01/2025	60412AK85	100,000.00	AAA	Aaa	05/07/24	05/07/24	100,000.00	0.63	210.00	100,000.00	97,558.60
SAN JUAN CA UNIF SCH DTD 10/29/2020 0.852% 08/01/2025	798306WP7	130,000.00	NR	Aa2	10/16/20	10/29/20	130,000.00	0.85	369.20	130,000.00	126,722.57
CALIFORNIA ST UNIV-B DTD 07/29/2021 0.862% 11/01/2025	13077DOD7	85,000.00	AA-	Aa2	07/09/21	07/29/21	85,000.00	0.86	61.06	85,000.00	82,311.88



Managed Account Detail of Securities Held

For the Month Ending November 30, 2024

CITY OF LAKE ELSINORE - LAKE ELSINORE - CITY FUNDS

Security Type/Description		CUSIP	S&P Rating	Moody's Rating	Trade Date	Settle Date	Original Cost	YTM at Cost	Accrued Interest	Amortized Cost	Market Value
Dated Date/Coupon/Maturity	Note										
Municipal Bond / Note											
CA ST		13063D3N6	AA-	Aa2	03/09/23	03/15/23	200,000.00	4.85	2,423.00	200,000.00	202,070.60
DTD 03/15/2023 4.846% 03/01/2027											
Security Type Sub-Total		1,235,000.00				1,236,023.10		1.59	5,318.46	1,235,124.56	1,217,796.66
Federal Agency Commercial Mortgage-Backed Security											
FHMS K043 A2		3137BGK24	AA+	Aaa	03/19/20	03/25/20	93,075.17	1.91	226.29	88,744.26	88,389.60
DTD 03/01/2015 3.062% 12/01/2024											
FHMS K054 A2		3137BNGT5	AA+	Aaa	04/11/23	04/14/23	263,613.28	4.32	629.06	270,290.61	269,583.60
DTD 04/01/2016 2.745% 01/01/2026											
FHMS K058 A2		3137BSP72	AA+	Aaa	04/06/23	04/12/23	526,839.84	3.98	1,215.96	538,085.79	533,157.35
DTD 11/01/2016 2.653% 08/01/2026											
FHMS K061 A2		3137BTUM1	AA+	Aaa	05/19/23	05/24/23	359,858.06	4.29	1,035.58	364,815.61	362,829.18
DTD 01/01/2017 3.347% 11/01/2026											
FHMS K064 A2		3137BXOY1	AA+	Aaa	08/16/23	08/18/23	518,804.69	4.94	1,477.67	529,940.72	535,736.85
DTD 05/01/2017 3.224% 03/01/2027											
FHMS K065 A2		3137F1G44	AA+	Aaa	06/08/23	06/13/23	527,033.20	4.42	1,486.38	535,744.74	534,789.20
DTD 07/01/2017 3.243% 04/01/2027											
FHMS K348 A1		3137HBC69	AA+	Aaa	12/06/23	12/14/23	392,782.85	4.86	1,590.13	392,784.73	396,121.54
DTD 12/01/2023 4.858% 05/01/2028											
FHMS K346 A1		3137HAD45	AA+	Aaa	07/19/23	07/27/23	435,814.22	4.78	1,734.95	435,817.19	435,924.02
DTD 07/01/2023 4.777% 06/01/2028											
FHMS K505 A2		3137HACX2	AA+	Aaa	07/13/23	07/20/23	555,493.40	4.59	2,208.71	553,973.82	554,672.80
DTD 07/01/2023 4.819% 06/01/2028											
FNA 2023-M6 A2		3136BODE6	AA+	Aaa	07/18/23	07/31/23	516,640.61	4.58	1,835.05	519,024.48	518,468.54
DTD 07/01/2023 4.190% 07/01/2028											
FHMS K508 A2		3137HAO74	AA+	Aaa	10/11/23	10/19/23	489,032.00	5.25	1,975.00	491,308.49	503,308.00
DTD 10/01/2023 4.740% 08/01/2028											



For the Month Ending November 30, 2024

Managed Account Detail of Securities Held

CITY OF LAKE ELSINORE - LAKE ELSINORE - CITY FUNDS

Security Type/Description	Dated Date/Coupon/Maturity	CUSIP	S&P Rating	Moody's Rating	Trade Date	Settle Date	Original Cost	YTM at Cost	Accrued Interest	Amortized Cost	Market Value
Federal Agency Commercial Mortgage-Backed Security											
FHMS K506 A2	DTD 09/01/2023 4.650% 08/01/2028	3137HAMH6	AA+	Aaa	09/07/23	09/14/23	788,165.60	4.99	3,100.00	790,796.45	802,067.20
FHMS K509 A2	DTD 10/01/2023 4.850% 09/01/2028	3137HAST4	AA+	Aaa	10/25/23	10/31/23	363,043.88	5.60	1,515.63	365,260.36	378,346.50
FHMS K507 A2	DTD 09/01/2023 4.800% 09/01/2028	3137HAMS2	AA+	Aaa	09/20/23	09/28/23	494,023.50	5.07	2,000.00	495,222.78	503,699.50
FHMS K510 A2	DTD 11/01/2023 5.069% 10/01/2028	3137HB3D4	AA+	Aaa	11/14/23	11/21/23	179,479.62	5.14	760.35	179,577.41	182,977.56
FHMS K511 A2	DTD 12/01/2023 4.860% 10/01/2028	3137HB3G7	AA+	Aaa	11/28/23	12/07/23	274,209.93	4.93	1,113.75	274,353.72	278,006.85
FHMS K514 A2	DTD 02/01/2024 4.572% 12/01/2028	3137HBLV4	AA+	Aaa	02/01/24	02/08/24	292,899.71	4.34	1,104.90	292,460.12	290,235.77
FHMS K524 A2	DTD 07/01/2024 4.720% 05/01/2029	3137HDV56	AA+	Aaa	07/16/24	07/25/24	442,702.04	4.58	1,730.67	442,567.00	443,298.24
FHMS K522 A2	DTD 06/01/2024 4.803% 05/01/2029	3137HDJJ0	AA+	Aaa	06/05/24	06/13/24	549,998.35	4.80	2,201.38	550,000.00	554,838.90
FHMS K526 A2	DTD 08/01/2024 4.543% 07/01/2029	3137HDXL9	AA+	Aaa	08/07/24	08/15/24	499,630.23	4.33	1,873.99	499,382.76	495,172.75

Security Type Sub-Total **8,694,130.74** **8,563,140.18** **4.70** **30,815.45** **8,610,151.04** **8,661,623.95**

Federal Agency Bond / Note											
FREDDIE MAC	DTD 07/23/2020 0.375% 07/21/2025	3137EAEU9	AA+	Aaa	07/21/20	07/23/20	422,883.50	0.48	575.52	424,729.26	414,328.67
FANNIE MAE	DTD 08/27/2020 0.375% 08/25/2025	3135G05X7	AA+	Aaa	08/25/20	08/27/20	348,362.00	0.47	350.00	349,759.49	339,987.55
FEDERAL HOME LOAN BANK	DTD 09/11/2020 0.375% 09/04/2025	3130AK5E2	AA+	Aaa	09/10/20	09/11/20	149,550.00	0.44	135.94	149,931.48	145,551.30
FREDDIE MAC	DTD 09/25/2020 0.375% 09/23/2025	3137EAEX3	AA+	Aaa	09/23/20	09/25/20	697,893.00	0.44	495.83	699,657.82	677,725.30



Managed Account Detail of Securities Held

For the Month Ending November 30, 2024

CITY OF LAKE ELSINORE - LAKE ELSINORE - CITY FUNDS

Security Type/Description	Dated Date/Coupon/Maturity	CUSIP	S&P Rating	Moody's Rating	Trade Date	Settle Date	Original Cost	YTM at Cost	Accrued Interest	Amortized Cost	Market Value
Federal Agency Bond / Note											
FANNIE MAE											
DTD 11/12/2020 0.5000% 11/07/2025		3135G06G3	AA+	Aaa	11/09/20	11/12/20	647,673.00	0.57	216.67	649,564.42	627,017.95
Security Type Sub-Total							2,266,361.50	0.49	1,773.96	2,273,642.47	2,204,610.77
Corporate Note											
PACCAR FINANCIAL CORP											
DTD 02/06/2020 1.8000% 02/06/2025		69371R066	A+	A1	10/22/20	10/29/20	182,894.25	0.72	1,006.25	175,333.85	174,047.13
AMERICAN EXPRESS CO (CALLABLE)											
DTD 03/04/2022 2.2500% 03/04/2025		025816C00	A-	A2	03/01/22	03/04/22	79,919.20	2.29	435.00	79,993.04	79,502.08
ROCHE HOLDINGS INC (CALLABLE)											
DTD 03/10/2022 2.132% 03/10/2025		771196BT8	AA	Aa2	03/03/22	03/10/22	410,000.00	2.13	1,966.77	410,000.00	407,039.39
HOME DEPOT INC (CALLABLE)											
DTD 03/28/2022 2.7000% 04/15/2025		437076CM2	A	A2	03/24/22	03/28/22	24,956.25	2.76	86.25	24,994.66	24,819.40
CINTAS CORPORATION NO. 2 (CALLABLE)											
DTD 05/03/2022 3.4500% 05/01/2025		17252MAP5	A-	A3	04/26/22	05/03/22	64,985.70	3.46	186.88	64,998.01	64,623.85
USAA CAPITAL CORP											
DTD 05/26/2022 3.3750% 05/01/2025		90327OD89	AA	Aa1	05/23/22	05/26/22	224,264.25	3.49	632.81	224,895.39	223,861.05
GENERAL DYNAMICS CORP (CALLABLE)											
DTD 05/11/2018 3.5000% 05/15/2025		369550BG2	A	A2	10/16/20	10/20/20	252,247.50	0.80	350.00	226,787.85	223,859.03
AMAZON.COM INC (CALLABLE)											
DTD 06/03/2020 0.8000% 06/03/2025		023135B08	AA	A1	06/03/20	06/05/20	474,767.25	0.81	1,878.89	474,976.44	465,781.67
NATIONAL AUSTRALIA BK/NY											
DTD 06/09/2022 3.5000% 06/09/2025		63254ABD9	AA-	Aa2	05/31/22	06/09/22	250,000.00	3.50	4,180.56	250,000.00	248,556.25
NATIONAL RURAL UTIL COOP											
DTD 05/04/2022 3.4500% 06/15/2025		63743HFE7	A-	A2	04/27/22	05/04/22	49,986.50	3.92	795.42	49,997.66	49,639.10
IBM CORP											
DTD 07/27/2022 4.0000% 07/27/2025		459200KS9	A-	A3	07/20/22	07/27/22	225,000.00	4.00	3,100.00	225,000.00	223,995.38



Managed Account Detail of Securities Held

For the Month Ending November 30, 2024

CITY OF LAKE ELSINORE - LAKE ELSINORE - CITY FUNDS

Security Type/Description Dated Date/Coupon/Maturity	CUSIP	Par	S&P Rating	Moody's Rating	Trade Date	Settle Date	Original Cost	YTM at Cost	Accrued Interest	Amortized Cost	Market Value
Corporate Note											
BANK OF AMERICA CORP DTD 07/30/2015 3.875% 08/01/2025	06051GFS3	225,000.00	A-	A1	08/18/20	08/20/20	256,918.50	0.93	2,906.25	229,301.20	224,000.77
ABBOTT LABORATORIES (CALLABLE) DTD 03/22/2017 3.875% 09/15/2025	002824BM1	225,000.00	AA-	Aa3	09/24/20	09/28/20	257,845.50	0.86	1,840.63	228,754.88	224,028.45
BANK OF AMERICA CORP (CALLABLE) DTD 12/06/2021 1.530% 12/06/2025	06051GKE8	225,000.00	A-	A1	12/01/21	12/06/21	225,000.00	1.53	1,673.44	225,000.00	224,897.63
JPMORGAN CHASE & CO (CALLABLE) DTD 02/24/2022 2.595% 02/24/2026	46647PCV6	175,000.00	A	A1	02/16/22	02/24/22	175,000.00	2.60	1,223.61	175,000.00	174,076.35
UNITEDHEALTH GROUP INC (CALLABLE) DTD 05/19/2021 1.150% 05/15/2026	91324PEC2	225,000.00	A+	A2	05/17/21	05/19/21	224,608.50	1.19	115.00	224,885.78	214,487.55
BMW US CAPITAL LLC (CALLABLE) DTD 08/12/2021 1.250% 08/12/2026	05565EBW4	175,000.00	A	A2	08/12/21	08/16/21	174,947.50	1.26	662.33	174,982.14	165,432.93
CATERPILLAR FINL SERVICE DTD 01/10/2022 1.700% 01/08/2027	14913R2U0	225,000.00	A	A2	01/11/22	01/13/22	223,863.75	1.81	1,519.38	224,520.81	212,985.00
TARGET CORP (CALLABLE) DTD 01/24/2022 1.950% 01/15/2027	87612EBM7	40,000.00	A	A2	01/19/22	01/24/22	39,932.00	1.99	294.67	39,970.99	38,093.44
BANK OF NY MELLON CORP (CALLABLE) DTD 01/26/2022 2.050% 01/26/2027	06406RBA4	475,000.00	A	Aa3	01/26/22	01/28/22	473,945.50	2.10	3,381.08	474,545.47	452,808.48
MICROSOFT CORP (CALLABLE) DTD 02/06/2017 3.300% 02/06/2027	594918BY9	750,000.00	AAA	Aaa	03/14/23	03/17/23	721,942.50	4.36	7,906.25	734,256.51	735,651.00
AMERICAN EXPRESS CO (CALLABLE) DTD 03/04/2022 2.550% 03/04/2027	025816CS6	300,000.00	A-	A2	01/13/23	01/18/23	277,203.00	4.59	1,848.75	287,527.62	287,120.70
BERKSHIRE HATHAWAY FIN (CALLABLE) DTD 03/15/2022 2.300% 03/15/2027	084664CZ2	475,000.00	AA	Aa2	03/15/22	03/17/22	466,089.00	2.70	2,306.39	470,916.20	455,186.80
CHARLES SCHWAB CORP (CALLABLE) DTD 09/24/2021 3.300% 04/01/2027	808513BW4	300,000.00	A-	A2	02/17/23	02/22/23	284,925.00	4.66	1,650.00	291,438.13	291,619.50
NATIONAL AUSTRALIA BK/NY DTD 06/09/2022 3.905% 06/09/2027	63254ABE7	500,000.00	AA-	Aa2	01/13/23	01/18/23	488,325.00	4.50	9,328.61	493,294.81	494,294.00



Managed Account Detail of Securities Held

For the Month Ending November 30, 2024

CITY OF LAKE ELSINORE - LAKE ELSINORE - CITY FUNDS

Security Type/Description	Dated Date/Coupon/Maturity	CUSIP	Par	S&P Rating	Moody's Rating	Trade Date	Settle Date	Original Cost	YTM at Cost	Accrued Interest	Amortized Cost	Market Value
Corporate Note												
APPLE INC (CALLABLE) DTD 09/12/2017 2.900% 09/12/2027		037833DB3	775,000.00	AA+	Aaa	01/19/23	01/23/23	741,062.75	3.94	4,932.01	754,645.78	747,304.60
TOYOTA MOTOR CREDIT CORP DTD 01/12/2023 4.625% 01/12/2028		89236TKO7	375,000.00	A+	A1	02/08/23	02/10/23	376,282.50	4.55	6,696.61	375,811.33	376,802.25
NATIONAL RURAL UTIL COOP (CALLABLE) DTD 02/07/2018 3.400% 02/07/2028		637432NP6	350,000.00	A-	A1	02/17/23	02/22/23	329,189.00	4.76	3,768.33	336,638.99	337,869.70
TEXAS INSTRUMENTS INC (CALLABLE) DTD 11/18/2022 4.600% 02/15/2028		882508BV5	85,000.00	A+	Aa3	05/11/23	05/18/23	87,043.40	4.04	1,151.28	86,369.58	85,668.36
BRISTOL-MYERS SQUIBB CO (CALLABLE) DTD 07/15/2020 3.900% 02/20/2028		110122DE5	375,000.00	A	A2	03/09/23	03/13/23	358,263.75	4.93	4,103.13	364,084.24	369,232.13
LOCKHEED MARTIN CORP (CALLABLE) DTD 05/25/2023 4.450% 05/15/2028		539830BZ1	60,000.00	A-	A2	05/23/23	05/25/23	59,892.00	4.49	118.67	59,924.94	60,099.18
JOHN DEERE CAPITAL CORP DTD 07/14/2023 4.950% 07/14/2028		24422EXB0	375,000.00	A	A1	07/21/23	07/25/23	377,865.00	4.78	7,064.06	377,086.69	381,561.38
CITIBANK NA (CALLABLE) DTD 09/29/2023 5.803% 09/29/2028		17325FBB3	750,000.00	A+	Aa3	10/02/23	10/04/23	746,280.00	5.92	7,495.54	747,052.28	781,086.00
AIR PRODUCTS & CHEMICALS (CALLABLE) DTD 02/08/2024 4.600% 02/08/2029		009158BH8	340,000.00	A	A2	02/06/24	02/08/24	339,547.80	4.63	4,909.22	339,614.69	342,065.16
CISCO SYSTEMS INC (CALLABLE) DTD 02/26/2024 4.850% 02/26/2029		17275RBR2	420,000.00	AA-	A1	02/21/24	02/26/24	419,853.00	4.86	5,375.42	419,874.37	426,732.60
BLACKROCK FUNDING INC (CALLABLE) DTD 03/14/2024 4.700% 03/14/2029		09290DAA9	50,000.00	AA-	Aa3	03/05/24	03/14/24	49,909.50	4.74	502.64	49,921.35	50,550.25
BLACKROCK FUNDING INC (CALLABLE) DTD 03/14/2024 4.700% 03/14/2029		09290DAA9	725,000.00	AA-	Aa3	03/06/24	03/14/24	725,355.25	4.69	7,288.26	725,311.91	732,978.63
ADOBE INC (CALLABLE) DTD 04/04/2024 4.800% 04/04/2029		00724PAF6	170,000.00	A+	A1	04/02/24	04/04/24	169,775.60	4.83	1,292.00	169,802.44	172,596.58
ADOBE INC (CALLABLE) DTD 04/04/2024 4.800% 04/04/2029		00724PAF6	205,000.00	A+	A1	04/01/24	04/04/24	204,694.55	4.83	1,558.00	204,730.82	208,131.17



Managed Account Detail of Securities Held

For the Month Ending November 30, 2024

CITY OF LAKE ELSINORE - LAKE ELSINORE - CITY FUNDS

Security Type/Description Dated Date/Coupon/Maturity	CUSIP	S&P Rating	Moody's Rating	Trade Date	Settle Date	Original Cost	YTM at Cost	Accrued Interest	Amortized Cost	Market Value
Corporate Note										
HOME DEPOT INC (CALLABLE) DTD 06/25/2024 4.750% 06/25/2029	437076DC3	A	A2	06/17/24	06/25/24	124,193.75	4.90	2,572.92	124,256.28	126,336.00
HOME DEPOT INC (CALLABLE) DTD 06/25/2024 4.750% 06/25/2029	437076DC3	A	A2	06/18/24	06/25/24	248,627.50	4.88	5,145.83	248,734.50	252,672.00
AMERICAN HONDA FINANCE DTD 09/05/2024 4.400% 09/05/2029	02665WFO9	A-	A3	09/03/24	09/05/24	399,520.00	4.43	4,204.44	399,541.04	395,555.60

Security Type Sub-Total	12,350,000.00	12,286,922.00	3.69	119,453.58	12,264,772.67	12,227,648.52
--------------------------------	----------------------	----------------------	-------------	-------------------	----------------------	----------------------

Certificate of Deposit

TORONTO DOMINION BANK NY DTD 10/31/2022 5.600% 10/27/2025	89115B6K1	A-	A2	10/27/22	10/31/22	450,000.00	5.60	2,590.00	450,000.00	454,947.30
NORDEA BANK ABP NEW YORK DTD 11/03/2022 5.530% 11/03/2025	65558UYF3	A-1+	P-1	11/02/22	11/03/22	450,000.00	5.53	1,935.50	450,000.00	454,739.85

Security Type Sub-Total	900,000.00	900,000.00	5.57	4,525.50	900,000.00	909,687.15
--------------------------------	-------------------	-------------------	-------------	-----------------	-------------------	-------------------

Bank Note

MORGAN STANLEY BANK NA (CALLABLE) DTD 07/19/2024 4.968% 07/14/2028	61690U8E3	A+	Aa3	07/18/24	07/19/24	525,525.00	4.94	9,563.40	525,465.36	527,839.72
---	-----------	----	-----	----------	----------	------------	------	----------	------------	------------

Security Type Sub-Total	525,000.00	525,525.00	4.94	9,563.40	525,465.36	527,839.72
--------------------------------	-------------------	-------------------	-------------	-----------------	-------------------	-------------------

Asset-Backed Security

NAROT 2021-A A3 DTD 06/23/2021 0.330% 10/15/2025	65480BAC1	AAA	Aaa	06/15/21	06/23/21	1,149.66	0.33	0.17	1,149.67	1,147.46
HAROT 2021-4 A3 DTD 11/24/2021 0.880% 01/21/2026	43815GAC3	NR	Aaa	11/16/21	11/24/21	19,361.27	0.89	4.73	19,364.23	19,177.35
HART 2021-C A3 DTD 11/17/2021 0.740% 05/15/2026	44935FAD6	AAA	NR	11/09/21	11/17/21	11,751.25	0.75	3.87	11,753.02	11,683.21
GMCAR 2021-4 A3 DTD 10/21/2021 0.680% 09/16/2026	362554AC1	AAA	Aaa	10/13/21	10/21/21	20,928.05	0.68	5.93	20,928.39	20,693.25



Managed Account Detail of Securities Held

For the Month Ending November 30, 2024

CITY OF LAKE ELSINORE - LAKE ELSINORE - CITY FUNDS

Security Type/Description	CUSIP	S&P Rating	Moody's Rating	Trade Date	Settle Date	Original Cost	YTM at Cost	Accrued Interest	Amortized Cost	Market Value
Asset-Backed Security										
CARMX 2022-3 A3	14318MAD1	AAA	NR	07/12/22	07/20/22	138,095.41	3.97	243.67	138,097.04	137,467.43
DTD 07/20/2022 3.970% 04/15/2027										
NAROT 2022-B A3	65480JAC4	AAA	Aaa	09/20/22	09/28/22	112,270.07	4.46	222.59	112,280.97	112,176.30
DTD 09/28/2022 4.460% 05/17/2027										
GMCAR 2022-4 A3	36265OAD8	AAA	NR	10/04/22	10/12/22	222,291.84	4.82	446.51	222,307.90	222,428.55
DTD 10/12/2022 4.820% 08/16/2027										
TAOT 2023-A A3	891940AC2	AAA	NR	01/24/23	01/30/23	244,999.88	4.63	504.16	244,999.93	244,976.97
DTD 01/30/2023 4.630% 09/15/2027										
COMET 2022-A3 A	14041NGB1	AAA	NR	10/27/22	11/03/22	244,961.56	4.95	539.00	244,977.70	245,862.89
DTD 11/03/2022 4.950% 10/15/2027										
HDMOT 2023-A A3	41285JAD0	NR	Aaa	02/13/23	02/23/23	168,011.46	5.05	377.13	168,017.69	168,459.71
DTD 02/23/2023 5.050% 12/15/2027										
FORDO 2023-A A3	344928AD8	AAA	NR	03/28/23	03/31/23	129,986.44	4.65	268.67	129,991.08	130,064.87
DTD 03/31/2023 4.650% 02/15/2028										
HAROT 2023-3 A3	43815OAC1	AAA	NR	08/15/23	08/22/23	319,934.02	5.42	625.16	319,952.76	323,264.96
DTD 08/22/2023 5.410% 02/18/2028										
DCENT 2023-A1 A	254683CY9	NR	Aaa	04/04/23	04/11/23	319,981.44	4.31	612.98	319,987.61	319,154.24
DTD 04/11/2023 4.310% 03/15/2028										
BACCT 2023-A1 A1	05522RDG0	AAA	NR	06/08/23	06/16/23	169,961.51	4.79	361.91	169,972.93	170,603.84
DTD 06/16/2023 4.790% 05/15/2028										
AMXCA 2023-1 A	02582JIZ4	AAA	NR	06/07/23	06/14/23	189,983.15	4.87	411.24	189,988.16	190,994.08
DTD 06/14/2023 4.870% 05/15/2028										
COMET 2023-A1 A	14041NGD7	AAA	NR	05/17/23	05/24/23	489,887.64	4.45	962.58	489,921.96	489,654.55
DTD 05/24/2023 4.420% 05/15/2028										
DCENT 2023-A2 A	254683CZ6	AAA	Aaa	06/21/23	06/28/23	349,952.72	4.93	766.89	349,966.29	352,447.20
DTD 06/28/2023 4.930% 06/15/2028										
HAROT 2023-4 A3	438123AC5	NR	Aaa	11/01/23	11/08/23	84,985.03	5.67	133.88	84,988.26	86,427.75
DTD 11/08/2023 5.670% 06/21/2028										



Managed Account Detail of Securities Held

For the Month Ending November 30, 2024

CITY OF LAKE ELSINORE - LAKE ELSINORE - CITY FUNDS

Security Type/Description	Dated Date/Coupon/Maturity	CUSIP	Par	S&P Rating	Moody's Rating	Trade Date	Settle Date	Original Cost	YTM at Cost	Accrued Interest	Amortized Cost	Market Value
Asset-Backed Security												
FITAT 2023-1 A3	DTD 08/23/2023 5.530% 08/15/2028	31680EAD3	350,000.00	AAA	Aaa	08/15/23	08/23/23	349,978.30	5.53	860.22	349,983.85	353,872.05
CHAIT 2023-A1 A	DTD 09/15/2023 5.160% 09/15/2028	161571HT4	405,000.00	AAA	NR	09/07/23	09/15/23	404,887.73	5.17	928.80	404,912.37	410,022.41
AMXCA 2023-3 A	DTD 09/19/2023 5.230% 09/15/2028	02582JKD1	410,000.00	AAA	NR	09/12/23	09/19/23	409,981.67	5.24	953.02	409,800.34	415,326.31
BACCT 2023-A2 A2	DTD 12/14/2023 4.980% 11/15/2028	05522RDH8	180,000.00	NR	Aaa	12/07/23	12/14/23	179,975.83	4.98	398.40	179,980.65	181,752.30
AMXCA 2024-1 A	DTD 04/23/2024 5.230% 04/16/2029	02582JKH2	495,000.00	AAA	NR	04/16/24	04/23/24	494,898.53	5.23	1,150.60	494,898.53	503,948.12

Security Type Sub-Total	5,078,946.13	5,078,214.46	4.90	10,782.11	5,078,221.33	5,111,605.80
-------------------------	--------------	--------------	------	-----------	--------------	--------------

Managed Account Sub-Total	54,758,076.87	53,264,425.52	3.98	318,920.11	53,547,856.14	53,472,169.61
---------------------------	---------------	---------------	------	------------	---------------	---------------

Joint Powers Authority

CAMP Pool	305,271.70	AAA/m	NR	0.00	305,271.70	305,271.70
-----------	------------	-------	----	------	------------	------------

Liquid Sub-Total	305,271.70	305,271.70	0.00	0.00	305,271.70	305,271.70
------------------	------------	------------	------	------	------------	------------

Securities Sub-Total	\$55,063,348.57	\$53,569,697.22	3.98%	\$318,920.11	\$53,853,127.84	\$53,777,441.31
----------------------	-----------------	-----------------	-------	--------------	-----------------	-----------------

Accrued Interest						\$318,920.11
------------------	--	--	--	--	--	--------------

Total Investments						\$54,096,361.42
-------------------	--	--	--	--	--	-----------------



Managed Account Fair Market Value & Analytics

For the Month Ending November 30, 2024

CITY OF LAKE ELSINORE - LAKE ELSINORE - CITY FUNDS

Security Type/Description	Dated Date / Coupon / Maturity	CUSIP	Par	Broker	Next Call Date	Market Price	Market Value	Unreal G/L On Cost	Unreal G/L Amort Cost	Effective Duration	YTM at Mkt
U.S. Treasury Bond / Note											
US TREASURY N/B	DTD 06/30/2020 0.250% 06/30/2025	912828ZW3	50,000.00	GoldmanS		97.66	48,829.10	(202.15)	(1,038.77)	0.57	5.10
US TREASURY N/B	DTD 11/15/2016 2.000% 11/15/2026	912828U24	3,775,000.00	JPMorgan		95.93	3,621,493.40	75,942.62	(36,320.09)	1.89	4.19
US TREASURY N/B	DTD 05/02/2022 2.750% 04/30/2027	91282CEN7	1,200,000.00	BNPPSA		96.83	1,161,984.00	6,562.12	(12,658.05)	2.29	4.14
US TREASURY N/B	DTD 08/01/2022 2.750% 07/31/2027	91282CFB2	375,000.00	MorganSt		96.51	361,918.88	(410.22)	(5,124.97)	2.51	4.14
US TREASURY N/B	DTD 08/01/2022 2.750% 07/31/2027	91282CFB2	400,000.00	BMO		96.51	386,046.80	12,781.18	2,207.13	2.51	4.14
US TREASURY N/B	DTD 08/01/2022 2.750% 07/31/2027	91282CFB2	600,000.00	Citigrou		96.51	579,070.20	13,429.57	1,559.97	2.51	4.14
US TREASURY N/B	DTD 08/01/2022 2.750% 07/31/2027	91282CFB2	825,000.00	HSBC		96.51	796,221.53	9,442.23	(4,272.85)	2.51	4.14
US TREASURY N/B	DTD 11/30/2022 3.875% 11/30/2027	91282CFZ9	1,175,000.00	Citigrou		99.32	1,167,013.53	(3,488.42)	(4,533.23)	2.80	4.12
US TREASURY N/B	DTD 11/30/2022 3.875% 11/30/2027	91282CFZ9	1,200,000.00	HSBC		99.32	1,191,843.60	7,734.22	3,783.39	2.80	4.12
US TREASURY N/B	DTD 02/28/2023 4.000% 02/29/2028	91282CCGP0	400,000.00	JPMorgan		99.62	398,468.80	4,828.17	3,757.12	2.98	4.13
US TREASURY N/B	DTD 02/28/2023 4.000% 02/29/2028	91282CCGP0	600,000.00	Citigrou		99.62	597,703.20	(4,804.61)	(4,299.33)	2.98	4.13
US TREASURY N/B	DTD 02/28/2023 4.000% 02/29/2028	91282CCGP0	1,350,000.00	Citigrou		99.62	1,344,832.20	9,545.09	6,814.86	2.98	4.13
US TREASURY N/B	DTD 02/28/2023 4.000% 02/29/2028	91282CCGP0	2,450,000.00	HSBC		99.62	2,440,621.40	57,230.77	47,988.08	2.98	4.13
US TREASURY N/B	DTD 06/30/2021 1.250% 06/30/2028	91282CCH2	225,000.00	BMO		90.52	203,660.10	5,018.50	2,515.08	3.42	4.17
US TREASURY N/B	DTD 06/30/2021 1.250% 06/30/2028	91282CCH2	1,275,000.00	MorganSt		90.52	1,154,073.90	(15,290.36)	(21,347.24)	3.42	4.17
US TREASURY N/B	DTD 06/30/2021 1.250% 06/30/2028	91282CCH2	1,300,000.00	BMO		90.52	1,176,702.80	2,741.86	(6,905.03)	3.42	4.17
US TREASURY N/B	DTD 06/30/2021 1.250% 06/30/2028	91282CCH2	2,400,000.00	BMO		90.52	2,172,374.40	(39,094.35)	(46,164.61)	3.42	4.17



Managed Account Fair Market Value & Analytics

For the Month Ending **November 30, 2024**

CITY OF LAKE ELSINORE - LAKE ELSINORE - CITY FUNDS

Security Type/Description		CUSIP	Par	Broker	Next Call Date	Market Price	Market Value	Unreal G/L On Cost	Unreal G/L Amort Cost	Effective Duration	YTM at Mkt
Dated Date/Coupon/Maturity											
U.S. Treasury Bond / Note											
US TREASURY N/B		91282CCH2	2,900,000.00	BMO		90.52	2,624,952.40	59,698.49	23,745.95	3.42	4.17
DTD 06/30/2021 1.250% 06/30/2028											
US TREASURY N/B		91282CJR3	1,200,000.00	Citigrou		98.63	1,183,546.80	1,453.05	1,170.92	3.68	4.12
DTD 01/02/2024 3.750% 12/31/2028											

Security Type Sub-Total			23,700,000.00				22,611,357.04	203,117.76	(49,121.67)	2.88	4.15
-------------------------	--	--	----------------------	--	--	--	----------------------	-------------------	--------------------	-------------	-------------

Municipal Bond / Note											
NY ST URBAN DEV-F-1		650036DT0	325,000.00	WellsFar		98.92	321,493.90	(3,506.10)	(3,506.10)	0.29	4.66
DTD 12/23/2020 0.870% 03/15/2025											
UNIV OF CALIFORNIA-BG (CALLABLE)		91412HGE7	85,000.00	JPMorgan	04/15/25	98.41	83,649.69	(1,350.31)	(1,350.31)	0.45	4.47
DTD 07/16/2020 0.883% 05/15/2025											
FLORIDA ST BRD OF ADM		341271AD6	65,000.00	BOFAML		98.06	63,739.72	(1,719.83)	(1,316.23)	0.58	4.70
DTD 09/16/2020 1.258% 07/01/2025											
FLORIDA ST BRD OF ADM		341271AD6	85,000.00	BOFAML		98.06	83,351.94	(2,211.61)	(1,716.67)	0.58	4.70
DTD 09/16/2020 1.258% 07/01/2025											
FLORIDA ST BRD OF ADM		341271AD6	160,000.00	BOFAML		98.06	156,897.76	(3,102.24)	(3,102.24)	0.58	4.70
DTD 09/16/2020 1.258% 07/01/2025											
MINNESOTA ST-F-UNREF		60412AK85	100,000.00	XCHANGE		97.56	97,558.60	(2,441.40)	(2,441.40)	0.66	4.42
DTD 08/25/2020 0.630% 08/01/2025											
SAN JUAN CA UNIF SCH		798306WP7	130,000.00	KEYB		97.48	126,722.57	(3,277.43)	(3,277.43)	0.66	4.76
DTD 10/29/2020 0.852% 08/01/2025											
CALIFORNIA ST UNIV-B		13077DOD7	85,000.00	JPMorgan		96.84	82,311.88	(2,688.12)	(2,688.12)	0.90	4.42
DTD 07/29/2021 0.862% 11/01/2025											
CA ST		13063D3N6	200,000.00	WellsFar		101.04	202,070.60	2,070.60	2,070.60	2.09	4.36
DTD 03/15/2023 4.846% 03/01/2027											

Security Type Sub-Total			1,235,000.00				1,217,796.66	(18,226.44)	(17,327.90)	0.78	4.58
-------------------------	--	--	---------------------	--	--	--	---------------------	--------------------	--------------------	-------------	-------------

Federal Agency Commercial Mortgage-Backed Security											
FHMS K043 A2		3137BGK24	88,682.61	Citigrou		99.67	88,389.60	(4,685.57)	(354.66)	0.07	4.94
DTD 03/01/2015 3.062% 12/01/2024											
FHMS K054 A2		3137BNGT5	275,000.00	RobertBa		98.03	269,583.60	5,970.32	(707.01)	1.00	4.60
DTD 04/01/2016 2.745% 01/01/2026											



Managed Account Fair Market Value & Analytics

For the Month Ending November 30, 2024

CITY OF LAKE ELSINORE - LAKE ELSINORE - CITY FUNDS

Security Type/Description	Dated Date/Coupon/Maturity	CUSIP	Par	Broker	Next Call Date	Market Price	Market Value	Unreal G/L On Cost	Unreal G/L Amort Cost	Effective Duration	YTM at Mkt
Federal Agency Commercial Mortgage-Backed Security											
FHMS K058 A2		31378SP72	550,000.00	BREAN		96.94	533,157.35	6,317.51	(4,928.44)	1.63	4.50
DTD 11/01/2016 2.653% 08/01/2026											
FHMS K061 A2		3137BTUM1	371,286.72	Citigrou		97.72	362,829.18	2,971.12	(1,986.43)	1.78	4.56
DTD 01/01/2017 3.347% 11/01/2026											
FHMS K064 A2		3137BXOY1	550,000.00	MorganSt		97.41	535,736.85	16,932.16	5,796.13	2.04	4.47
DTD 05/01/2017 3.224% 03/01/2027											
FHMS K065 A2		3137F1G44	550,000.00	Citigrou		97.23	534,789.20	7,756.00	(955.54)	2.19	4.49
DTD 07/01/2017 3.243% 04/01/2027											
FHMS KJ48 A1		3137HBC69	392,786.00	JPMorgan		100.85	396,121.54	3,338.69	3,336.81	2.81	4.53
DTD 12/01/2023 4.858% 05/01/2028											
FHMS KJ46 A1		3137HAD45	435,825.08	JPMorgan		100.02	435,924.02	109.80	106.83	2.35	4.72
DTD 07/01/2023 4.777% 06/01/2028											
FHMS K505 A2		3137HACX2	550,000.00	JPMorgan		100.85	554,672.80	(820.60)	698.98	3.13	4.54
DTD 07/01/2023 4.819% 06/01/2028											
FNA 2023-M6 A2		3136BODE6	525,550.33	JPMorgan		98.65	518,468.54	1,827.93	(555.94)	3.26	4.59
DTD 07/01/2023 4.190% 07/01/2028											
FHMS K508 A2		3137HAQ74	500,000.00	BMO		100.66	503,308.00	14,276.00	11,999.51	3.29	4.53
DTD 10/01/2023 4.740% 08/01/2028											
FHMS K506 A2		3137HAMH6	800,000.00	WellsFar		100.26	802,067.20	13,901.60	11,270.75	3.27	4.56
DTD 09/01/2023 4.650% 08/01/2028											
FHMS K509 A2		3137HAST4	375,000.00	MorganSt		100.89	378,346.50	15,302.62	13,086.14	3.36	4.58
DTD 10/01/2023 4.850% 09/01/2028											
FHMS K507 A2		3137HAMS2	500,000.00	BOFAML		100.74	503,699.50	9,676.00	8,476.72	3.32	4.57
DTD 09/01/2023 4.800% 09/01/2028											
FHMS K510 A2		3137HB3D4	180,000.00	JPMorgan		101.65	182,977.56	3,497.94	3,400.15	3.39	4.58
DTD 11/01/2023 5.069% 10/01/2028											
FHMS K511 A2		3137HB3G7	275,000.00	BOFAML		101.09	278,006.85	3,796.92	3,653.13	3.43	4.54
DTD 12/01/2023 4.860% 10/01/2028											
FHMS K514 A2		3137HBLV4	290,000.00	JPMorgan		100.08	290,235.77	(2,663.94)	(2,224.35)	3.52	4.55
DTD 02/01/2024 4.572% 12/01/2028											
FHMS K524 A2		3137HDV56	440,000.00	PIER		100.75	443,298.24	596.20	731.24	3.92	4.54
DTD 07/01/2024 4.720% 05/01/2029											
FHMS K522 A2		3137HDJ10	550,000.00	MorganSt		100.88	554,838.90	4,840.55	4,838.90	3.82	4.58
DTD 06/01/2024 4.803% 05/01/2029											



Managed Account Fair Market Value & Analytics

For the Month Ending November 30, 2024

CITY OF LAKE ELSINORE - LAKE ELSINORE - CITY FUNDS

Security Type/Description	Dated Date/Coupon/Maturity	CUSIP	Par	Broker	Next Call Date	Market Price	Market Value	Unreal G/L On Cost	Unreal G/L Amort Cost	Effective Duration	YTM at Mkt
Federal Agency Commercial Mortgage-Backed Security											
FHMS K526 A2	3137HDXL9	495,000.00	BMO			100.03	495,172.75	(4,457.48)	(4,210.01)	4.07	4.54
DTD 08/01/2024 4.543% 07/01/2029											
Security Type Sub-Total			8,694,130.74				8,661,623.95	98,483.77	51,472.91	2.92	4.56
Federal Agency Bond / Note											
FREDDIE MAC	3137EAEU9	425,000.00	WellsFar			97.49	414,328.67	(8,554.83)	(10,400.59)	0.63	4.45
DTD 07/23/2020 0.375% 07/21/2025											
FANNIE MAE	3135G05X7	350,000.00	Barclays			97.14	339,987.55	(8,374.45)	(9,771.94)	0.72	4.38
DTD 08/27/2020 0.375% 08/25/2025											
FEDERAL HOME LOAN BANK	3130AK5E2	150,000.00	WellsFar			97.03	145,551.30	(3,998.70)	(4,380.18)	0.75	4.39
DTD 09/11/2020 0.375% 09/04/2025											
FREDDIE MAC	3137EAEX3	700,000.00	Citigroup			96.82	677,725.30	(20,167.70)	(21,932.52)	0.80	4.03
DTD 09/25/2020 0.375% 09/23/2025											
FANNIE MAE	3135G06G3	650,000.00	Barclays			96.46	627,017.95	(20,655.05)	(22,546.47)	0.92	4.41
DTD 11/12/2020 0.500% 11/07/2025											
Security Type Sub-Total			2,275,000.00				2,204,610.77	(61,750.73)	(69,031.70)	0.78	4.30
Corporate Note											
PACCAR FINANCIAL CORP	69371RO66	175,000.00	BOFAML			99.46	174,047.13	(8,847.12)	(1,286.72)	0.19	4.73
DTD 02/06/2020 1.800% 02/06/2025											
AMERICAN EXPRESS CO (CALLABLE)	025816C00	80,000.00	Barclays		02/01/25	99.38	79,502.08	(417.12)	(490.96)	0.25	4.69
DTD 03/04/2022 2.250% 03/04/2025											
ROCHE HOLDINGS INC (CALLABLE)	771196BT8	410,000.00	Deutsche		02/10/25	99.28	407,039.39	(2,960.61)	(2,960.61)	0.28	4.81
DTD 03/10/2022 2.132% 03/10/2025											
HOME DEPOT INC (CALLABLE)	437076CM2	25,000.00	MorganSt		03/15/25	99.28	24,819.40	(136.85)	(175.26)	0.37	4.67
DTD 03/28/2022 2.700% 04/15/2025											
CINTAS CORPORATION NO. 2 (CALLABLE)	17252MAP5	65,000.00	KEYB		04/01/25	99.42	64,623.85	(361.85)	(374.16)	0.41	4.86
DTD 05/03/2022 3.450% 05/01/2025											
USAA CAPITAL CORP	90327OD89	225,000.00	BOFAML			99.49	223,861.05	(403.20)	(1,034.34)	0.41	4.61
DTD 05/26/2022 3.375% 05/01/2025											
GENERAL DYNAMICS CORP (CALLABLE)	369550BG2	225,000.00	JPMorgan		03/15/25	99.49	223,859.03	(28,388.47)	(2,928.82)	0.44	4.63
DTD 05/11/2018 3.500% 05/15/2025											



Managed Account Fair Market Value & Analytics

For the Month Ending November 30, 2024

CITY OF LAKE ELSINORE - LAKE ELSINORE - CITY FUNDS

Security Type/Description	Dated Date/Coupon/Maturity	CUSIP	Par	Broker	Next Call Date	Market Price	Market Value	Unreal G/L On Cost	Unreal G/L Amort Cost	Effective Duration	YTM at Mkt
Corporate Note											
AMAZON.COM INC (CALLABLE)	DTD 06/03/2020 0.800% 06/03/2025	023135B08	475,000.00	GoldmanS	05/03/25	98.06	465,781.67	(8,985.58)	(9,194.77)	0.50	4.73
NATIONAL AUSTRALIA BK/NY	DTD 06/09/2022 3.500% 06/09/2025	63254ABD9	250,000.00	Citigrou		99.42	248,556.25	(1,443.75)	(1,443.75)	0.51	4.63
NATIONAL RURAL UTIL COOP	DTD 05/04/2022 3.450% 06/15/2025	63743HFE7	50,000.00	RBC Capi		99.28	49,639.10	(347.40)	(358.56)	0.53	4.84
IBM CORP	DTD 07/27/2022 4.000% 07/27/2025	459200KS9	225,000.00	JPMorgan		99.55	223,995.38	(1,004.62)	(1,004.62)	0.63	4.69
BANK OF AMERICA CORP	DTD 07/30/2015 3.875% 08/01/2025	06051GFS3	225,000.00	BOFAML		99.56	224,000.77	(32,917.73)	(5,300.43)	0.65	4.55
ABBOTT LABORATORIES (CALLABLE)	DTD 03/22/2017 3.875% 09/15/2025	002824BM1	225,000.00	US_BANC	06/15/25	99.57	224,028.45	(33,817.05)	(4,726.43)	0.71	4.43
BANK OF AMERICA CORP (CALLABLE)	DTD 12/06/2021 1.530% 12/06/2025	06051GKE8	225,000.00	BOFAML	12/06/24	99.95	224,897.63	(102.37)	(102.37)	0.01	4.77
JPMORGAN CHASE & CO (CALLABLE)	DTD 02/24/2022 2.595% 02/24/2026	46647PCV6	175,000.00	JPMorgan	02/24/25	99.47	174,076.35	(923.65)	(923.65)	0.24	5.41
UNITEDHEALTH GROUP INC (CALLABLE)	DTD 05/19/2021 1.150% 05/15/2026	91324PEC2	225,000.00	Citigrou	04/15/26	95.33	214,487.55	(10,120.95)	(10,398.23)	1.41	4.50
BMW US CAPITAL LLC (CALLABLE)	DTD 08/12/2021 1.250% 08/12/2026	05565EBW4	175,000.00	SUMITR	07/12/26	94.53	165,432.93	(9,514.57)	(9,549.21)	1.64	4.64
CATERPILLAR FINL SERVICE	DTD 01/10/2022 1.700% 01/08/2027	14913R2U0	225,000.00	JPMorgan		94.66	212,985.00	(10,878.75)	(11,535.81)	2.01	4.39
TARGET CORP (CALLABLE)	DTD 01/24/2022 1.950% 01/15/2027	87612EBM7	40,000.00	Citigrou	12/15/26	95.23	38,093.44	(1,838.56)	(1,877.55)	2.02	4.32
BANK OF NY MELLON CORP (CALLABLE)	DTD 01/26/2022 2.050% 01/26/2027	06406RBA4	475,000.00	Deutsche	12/24/26	95.33	452,808.48	(21,137.02)	(21,736.99)	2.05	4.35
MICROSOFT CORP (CALLABLE)	DTD 02/06/2017 3.300% 02/06/2027	594918BY9	750,000.00	GoldmanS	11/06/26	98.09	735,651.00	13,708.50	1,394.49	1.99	4.23
AMERICAN EXPRESS CO (CALLABLE)	DTD 03/04/2022 2.550% 03/04/2027	025816CS6	300,000.00	RBS	02/01/27	95.71	287,120.70	9,917.70	(406.92)	2.13	4.57
BERKSHIRE HATHAWAY FIN (CALLABLE)	DTD 03/15/2022 2.300% 03/15/2027	084664CZ2	475,000.00	SEEL	02/15/27	95.83	455,186.80	(10,902.20)	(15,729.40)	2.17	4.23
CHARLES SCHWAB CORP (CALLABLE)	DTD 09/24/2021 3.300% 04/01/2027	808513BW4	300,000.00	Barclays	01/01/27	97.21	291,619.50	6,694.50	181.37	2.15	4.66



Managed Account Fair Market Value & Analytics

For the Month Ending November 30, 2024

CITY OF LAKE ELSINORE - LAKE ELSINORE - CITY FUNDS

Security Type/Description	Dated Date/Coupon/Maturity	CUSIP	Par	Broker	Next Call Date	Market Price	Market Value	Unreal G/L On Cost	Unreal G/L Amort Cost	Effective Duration	YTM at Mkt
Corporate Note											
NATIONAL AUSTRALIA BK/NY		63254ABE7	500,000.00	CAS		98.86	494,294.00	5,969.00	999.19	2.33	4.39
DTD 06/09/2022 3.905% 06/09/2027											
APPLE INC (CALLABLE)		037833DB3	775,000.00	TD Secur	06/12/27	96.43	747,304.60	6,241.85	(7,341.18)	2.56	4.28
DTD 09/12/2017 2.900% 09/12/2027											
TOYOTA MOTOR CREDIT CORP		89236TKO7	375,000.00	WellsFar		100.48	376,802.25	519.75	990.92	2.82	4.46
DTD 01/12/2023 4.625% 01/12/2028											
NATIONAL RURAL UTIL COOP (CALLABLE)		637432NP6	350,000.00	MorganSt	11/07/27	96.53	337,869.70	8,680.70	1,230.71	2.89	4.63
DTD 02/07/2018 3.400% 02/07/2028											
TEXAS INSTRUMENTS INC (CALLABLE)		882508BV5	85,000.00	JPMorgan	01/15/28	100.79	85,668.36	(1,375.04)	(701.22)	2.88	4.33
DTD 11/18/2022 4.600% 02/15/2028											
BRISTOL-MYERS SQUIBB CO (CALLABLE)		110122DE5	375,000.00	MAXE	11/20/27	98.46	369,232.13	10,968.38	5,147.89	2.87	4.42
DTD 07/15/2020 3.900% 02/20/2028											
LOCKHEED MARTIN CORP (CALLABLE)		539830BZ1	60,000.00	Barclays	04/15/28	100.17	60,099.18	207.18	174.24	3.13	4.44
DTD 05/25/2023 4.450% 05/15/2028											
JOHN DEERE CAPITAL CORP		24422EXB0	375,000.00	Citigrou		101.75	381,561.38	3,696.38	4,474.69	3.23	4.47
DTD 07/14/2023 4.950% 07/14/2028											
CITIBANK NA (CALLABLE)		17325FBB3	750,000.00	Barclays	08/29/28	104.14	781,086.00	34,806.00	34,033.72	3.34	4.61
DTD 09/29/2023 5.803% 09/29/2028											
AIR PRODUCTS & CHEMICALS (CALLABLE)		009158BH8	340,000.00	Barclays	01/08/29	100.61	342,065.16	2,517.36	2,450.47	3.68	4.44
DTD 02/08/2024 4.600% 02/08/2029											
CISCO SYSTEMS INC (CALLABLE)		17275RBR2	420,000.00	Citigrou	01/26/29	101.60	426,732.60	6,879.60	6,858.23	3.71	4.43
DTD 02/26/2024 4.850% 02/26/2029											
BLACKROCK FUNDING INC (CALLABLE)		09290DAA9	50,000.00	Citigrou	02/14/29	101.10	50,550.25	640.75	628.90	3.77	4.41
DTD 03/14/2024 4.700% 03/14/2029											
BLACKROCK FUNDING INC (CALLABLE)		09290DAA9	725,000.00	BOFAML	02/14/29	101.10	732,978.63	7,623.38	7,666.72	3.77	4.41
DTD 03/14/2024 4.700% 03/14/2029											
ADOBE INC (CALLABLE)		00724PAF6	170,000.00	SEEL	03/04/29	101.53	172,596.58	2,820.98	2,794.14	3.82	4.41
DTD 04/04/2024 4.800% 04/04/2029											
ADOBE INC (CALLABLE)		00724PAF6	205,000.00	BOFAML	03/04/29	101.53	208,131.17	3,436.62	3,400.35	3.82	4.41
DTD 04/04/2024 4.800% 04/04/2029											
HOME DEPOT INC (CALLABLE)		437076DC3	125,000.00	MorganSt	05/25/29	101.07	126,336.00	2,142.25	2,079.72	3.95	4.49
DTD 06/25/2024 4.750% 06/25/2029											
HOME DEPOT INC (CALLABLE)		437076DC3	250,000.00	PNCBank	05/25/29	101.07	252,672.00	4,044.50	3,937.50	3.95	4.49
DTD 06/25/2024 4.750% 06/25/2029											



Managed Account Fair Market Value & Analytics

For the Month Ending November 30, 2024

CITY OF LAKE ELSINORE - LAKE ELSINORE - CITY FUNDS

Security Type/Description Dated Date/Coupon/Maturity	CUSIP	Par	Broker	Next Call Date	Market Price	Market Value	Unreal G/L On Cost	Unreal G/L Amort Cost	Effective Duration	YTM at Mkt
Corporate Note										
AMERICAN HONDA FINANCE DTD 09/05/2024 4.400% 09/05/2029	02665WFO9	400,000.00	Deutsche		98.89	395,555.60	(3,964.40)	(3,985.44)	4.20	4.66
Security Type Sub-Total		12,350,000.00				12,227,648.52	(59,273.48)	(37,124.15)	2.27	4.51
Certificate of Deposit										
TORONTO DOMINION BANK NY DTD 10/31/2022 5.600% 10/27/2025	89115B6K1	450,000.00	TD Secur		101.10	454,947.30	4,947.30	4,947.30	0.90	4.53
NORDEA BANK ABP NEW YORK DTD 11/03/2022 5.530% 11/03/2025	65558UYF3	450,000.00	WellsFar		101.05	454,739.85	4,739.85	4,739.85	0.90	4.33
Security Type Sub-Total		900,000.00				909,687.15	9,687.15	9,687.15	0.90	4.43
Bank Note										
MORGAN STANLEY BANK NA (CALLABLE) DTD 07/19/2024 4.968% 07/14/2028	61690U8E3	525,000.00	Citigrou	07/14/27	100.54	527,839.72	2,314.72	2,374.36	2.39	4.95
Security Type Sub-Total		525,000.00				527,839.72	2,314.72	2,374.36	2.39	4.95
Asset-Backed Security										
NAROT 2021-A A3 DTD 06/23/2021 0.330% 10/15/2025	65480BAC1	1,149.68	SUMITR		99.81	1,147.46	(2.20)	(2.21)	0.04	5.36
HAROT 2021-4 A3 DTD 11/24/2021 0.880% 01/21/2026	43815GAC3	19,365.35	BOFAML		99.03	19,177.35	(183.92)	(186.88)	0.25	6.15
HART 2021-C A3 DTD 11/17/2021 0.740% 05/15/2026	44935FAD6	11,753.87	SMBC		99.40	11,683.21	(68.04)	(69.81)	0.15	4.85
GMCAR 2021-4 A3 DTD 10/21/2021 0.680% 09/16/2026	362554AC1	20,928.59	JPMorgan		98.88	20,693.25	(234.80)	(235.14)	0.28	4.70
CARMX 2022-3 A3 DTD 07/20/2022 3.970% 04/15/2027	14318MAD1	138,098.67	RBC Capi		99.54	137,467.43	(627.98)	(629.61)	0.59	4.78
NAROT 2022-B A3 DTD 09/28/2022 4.460% 05/17/2027	65480JAC4	112,293.31	WellsFar		99.90	112,176.30	(93.77)	(104.67)	0.67	4.66
GMCAR 2022-4 A3 DTD 10/12/2022 4.820% 08/16/2027	36265OAD8	222,328.28	RBC Capi		100.05	222,428.55	136.71	120.65	0.62	4.80



Managed Account Fair Market Value & Analytics

For the Month Ending November 30, 2024

CITY OF LAKE ELSINORE - LAKE ELSINORE - CITY FUNDS

Security Type/Description	Dated Date/Coupon/Maturity	CUSIP	Par	Broker	Next Call Date	Market Price	Market Value	Unreal G/L On Cost	Unreal G/L Amort Cost	Effective Duration	YTM at Mkt
Asset-Backed Security											
TAOT 2023-A A3	DTD 01/30/2023 4.630% 09/15/2027	891940AC2	245,000.00	BOFAML		99.99	244,976.97	(22.91)	(22.96)	0.79	4.69
COMET 2022-A3 A	DTD 01/30/2023 4.630% 09/15/2027	14041NGB1	245,000.00	RBC Capi		100.35	245,862.89	901.33	885.19	0.84	4.58
HDMOT 2023-A A3	DTD 11/03/2022 4.950% 10/15/2027	41285JAD0	168,028.38	JPMorgan		100.26	168,459.71	448.25	442.02	0.78	4.77
FORDO 2023-A A3	DTD 02/23/2023 5.050% 12/15/2027	344928AD8	130,000.00	BNPPSA		100.05	130,064.87	78.43	73.79	0.92	4.64
HAROT 2023-3 A3	DTD 03/31/2023 4.650% 02/15/2028	43815OAC1	320,000.00	BOFAML		101.02	323,264.96	3,330.94	3,312.20	1.11	4.55
DCENT 2023-A1 A	DTD 08/22/2023 5.410% 02/18/2028	254683CY9	320,000.00	RBC Capi		99.74	319,154.24	(827.20)	(833.37)	1.23	4.56
BACCT 2023-A1 A1	DTD 04/11/2023 4.310% 03/15/2028	05522RDG0	170,000.00	BOFAML		100.36	170,603.84	642.33	630.91	1.38	4.58
AMXCA 2023-1 A	DTD 06/16/2023 4.790% 05/15/2028	02582JJZ4	190,000.00	RBC Capi		100.52	190,994.08	1,010.93	1,005.92	1.38	4.54
COMET 2023-A1 A	DTD 06/14/2023 4.870% 05/15/2028	14041NGD7	490,000.00	RBC Capi		99.93	489,654.55	(233.09)	(267.41)	1.38	4.51
DCENT 2023-A2 A	DTD 05/24/2023 4.420% 05/15/2028	254683CZ6	350,000.00	BOFAML		100.70	352,447.20	2,494.48	2,480.91	1.45	4.50
HAROT 2023-4 A3	DTD 06/28/2023 4.930% 06/15/2028	438123AC5	85,000.00	JPMorgan		101.68	86,427.75	1,442.72	1,439.49	1.37	4.52
FITAT 2023-1 A3	DTD 11/08/2023 5.670% 06/21/2028	31680EAD3	350,000.00	JPMorgan		101.11	353,872.05	3,893.75	3,888.20	1.20	4.68
CHAIT 2023-A1 A	DTD 08/23/2023 5.530% 08/15/2028	161571HT4	405,000.00	JPMorgan		101.24	410,022.41	5,134.68	5,110.04	1.68	4.48
AMXCA 2023-3 A	DTD 09/15/2023 5.160% 09/15/2028	02582JKD1	410,000.00	Citigrou		101.30	415,326.31	5,344.64	5,525.97	1.67	4.51
BACCT 2023-A2 A2	DTD 09/19/2023 5.230% 09/15/2028	05522RDH8	180,000.00	BOFAML		100.97	181,752.30	1,776.47	1,771.65	1.83	4.50
AMXCA 2024-1 A	DTD 12/14/2023 4.980% 11/15/2028	02582JKH2	495,000.00	Barclays		101.81	503,948.12	9,049.59	9,049.59	2.18	4.47
DTD 04/23/2024 5.230% 04/16/2029											
Security Type Sub-Total			5,078,946.13				5,111,605.80	33,391.34	33,384.47	1.32	4.58



Managed Account Fair Market Value & Analytics

For the Month Ending **November 30, 2024**

CITY OF LAKE ELSINORE - LAKE ELSINORE - CITY FUNDS

Security Type/Description	Dated Date/Coupon/Maturity	CUSIP	Par	Broker	Next Call Date	Market Price	Market Value	Unreal G/L On Cost	Unreal G/L Amort Cost	Effective Duration	YTM at Mkt
Managed Account Sub-Total			54,758,076.87				53,472,169.61	207,744.09	(75,686.53)	2.43	4.37
Joint Powers Authority											
CAMP Pool			305,271.70			1.00	305,271.70	0.00	0.00	0.00	
Liquid Sub-Total			305,271.70				305,271.70	0.00	0.00	0.00	
Securities Sub-Total			\$55,063,348.57			\$53,777,441.31	\$207,744.09		(75,686.53)	2.43	4.37%
Accrued Interest						\$318,920.11					
Total Investments						\$54,096,361.42					



Managed Account Security Transactions & Interest

For the Month Ending **November 30, 2024**

CITY OF LAKE ELSINORE - LAKE ELSINORE - CITY FUNDS

Transaction Type	Trade	Settle	Security Description	CUSIP	Par	Principal Proceeds	Accrued Interest	Total	Realized G/L Cost	Realized G/L Amort Cost	Sale Method
BUY											
	10/31/24	11/05/24	US TREASURY N/B DTD 01/02/2024 3.750% 12/31/2028	91282CJR3	1,200,000.00	(1,182,093.75)	(15,652.17)	(1,197,745.92)			
Transaction Type Sub-Total						1,200,000.00	(15,652.17)	(1,197,745.92)			
INTEREST											
	11/01/24	11/01/24	CALIFORNIA ST UNIV-B DTD 07/29/2021 0.862% 11/01/2025	13077DOD7		0.00	366.35	366.35			
	11/01/24	11/01/24	USAA CAPITAL CORP DTD 05/26/2022 3.375% 05/01/2025	90327OD89		0.00	3,796.88	3,796.88			
	11/01/24	11/01/24	CINTAS CORPORATION NO. 2 (CALLABLE)	17252MAP5		0.00	1,121.25	1,121.25			
	11/01/24	11/25/24	DTD 05/03/2022 3.450% 05/01/2025 FHMS K508 A2	3137HAQ74		0.00	1,975.00	1,975.00			
	11/01/24	11/25/24	DTD 10/01/2023 4.740% 08/01/2028 FHMS K346 A1	3137HAD45		0.00	1,736.07	1,736.07			
	11/01/24	11/25/24	DTD 07/01/2023 4.777% 06/01/2028 FHMS K509 A2	3137HAST4		0.00	1,515.63	1,515.63			
	11/01/24	11/25/24	DTD 10/01/2023 4.850% 09/01/2028 FHMS K526 A2	3137HDXL9		0.00	1,873.99	1,873.99			
	11/01/24	11/25/24	DTD 08/01/2024 4.543% 07/01/2029 FNA 2023-M6 A2	3136BODE6		0.00	1,835.06	1,835.06			
	11/01/24	11/25/24	DTD 07/01/2023 4.190% 07/01/2028 FHMS K058 A2	3137BSP72		0.00	1,215.96	1,215.96			
	11/01/24	11/25/24	DTD 11/01/2016 2.653% 08/01/2026 FHMS K505 A2	3137HACX2		0.00	2,208.71	2,208.71			
	11/01/24	11/25/24	DTD 07/01/2023 4.819% 06/01/2028 FHMS K061 A2	3137BTUM1		0.00	1,037.61	1,037.61			
	11/01/24	11/25/24	DTD 01/01/2017 3.347% 11/01/2026 FHMS K507 A2	3137HAM52		0.00	2,000.00	2,000.00			
	11/01/24	11/25/24	DTD 09/01/2023 4.800% 09/01/2028 FHMS K348 A1	3137HBC69		0.00	1,593.45	1,593.45			
	11/01/24	11/25/24	DTD 12/01/2023 4.858% 05/01/2028 FHMS K506 A2	3137HAMH6		0.00	3,100.00	3,100.00			
	11/01/24	11/25/24	DTD 09/01/2023 4.650% 08/01/2028								



Managed Account Security Transactions & Interest

For the Month Ending November 30, 2024

CITY OF LAKE ELSINORE - LAKE ELSINORE - CITY FUNDS

Transaction Type	Trade	Settle	Security Description	CUSIP	Par	Principal Proceeds	Accrued Interest	Total	Realized G/L Cost	Realized G/L Amort Cost	Sale Method
INTEREST											
	11/01/24	11/25/24	FHMS K510 A2 DTD 11/01/2023 5.069% 10/01/2028	3137HB3D4		0.00	760.35	760.35			
	11/01/24	11/25/24	FHMS K522 A2 DTD 06/01/2024 4.803% 05/01/2029	3137HDJJ0		0.00	2,201.38	2,201.38			
	11/01/24	11/25/24	FHMS K524 A2 DTD 07/01/2024 4.720% 05/01/2029	3137HDV56		0.00	1,730.67	1,730.67			
	11/01/24	11/25/24	FHMS K043 A2 DTD 03/01/2015 3.062% 12/01/2024	3137BGK24		0.00	506.01	506.01			
	11/01/24	11/25/24	FHMS K054 A2 DTD 04/01/2016 2.745% 01/01/2026	3137BNGT5		0.00	629.06	629.06			
	11/01/24	11/25/24	FHMS K511 A2 DTD 12/01/2023 4.860% 10/01/2028	3137HB3G7		0.00	1,113.75	1,113.75			
	11/01/24	11/25/24	FHMS K514 A2 DTD 02/01/2024 4.572% 12/01/2028	3137HBLV4		0.00	1,104.90	1,104.90			
	11/01/24	11/25/24	FHMS K064 A2 DTD 05/01/2017 3.224% 03/01/2027	3137BXOY1		0.00	1,477.67	1,477.67			
	11/01/24	11/25/24	FHMS K065 A2 DTD 07/01/2017 3.243% 04/01/2027	3137FIG44		0.00	1,486.38	1,486.38			
	11/03/24	11/03/24	NORDEA BANK ABP NEW YORK DTD 11/03/2022 5.530% 11/03/2025	65558UYF3		0.00	12,442.50	12,442.50			
	11/07/24	11/07/24	FANNIE MAE DTD 11/12/2020 0.500% 11/07/2025	3135G06G3		0.00	1,625.00	1,625.00			
	11/15/24	11/15/24	NAROT 2021-A A3 DTD 06/23/2021 0.330% 10/15/2025	65480BAC1		0.00	3.16	3.16			
	11/15/24	11/15/24	DCENT 2023-A2 A DTD 06/28/2023 4.930% 06/15/2028	254683CZ6		0.00	1,437.92	1,437.92			
	11/15/24	11/15/24	AMXCA 2024-1 A DTD 04/23/2024 5.230% 04/16/2029	02582JKH2		0.00	2,157.37	2,157.37			
	11/15/24	11/15/24	GENERAL DYNAMICS CORP (CALLABLE) DTD 05/11/2018 3.500% 05/15/2025	369550BG2		0.00	3,937.50	3,937.50			
	11/15/24	11/15/24	FITAT 2023-1 A3 DTD 08/23/2023 5.530% 08/15/2028	31680EAD3		0.00	1,612.92	1,612.92			
	11/15/24	11/15/24	BACCT 2023-A1 A1 DTD 06/16/2023 4.790% 05/15/2028	05522RDG0		0.00	678.58	678.58			



Managed Account Security Transactions & Interest

For the Month Ending November 30, 2024

CITY OF LAKE ELSINORE - LAKE ELSINORE - CITY FUNDS

Transaction Type	Trade	Settle	Security Description	CUSIP	Par	Principal Proceeds	Accrued Interest	Total	Realized G/L Cost	Realized G/L Amort Cost	Sale Method
INTEREST											
	11/15/24	11/15/24	NAROT 2022-B A3	65480JAC4		0.00	446.93	446.93			
			DTD 09/28/2022 4.460% 05/17/2027								
	11/15/24	11/15/24	HART 2021-C A3	44935FAD6		0.00	9.45	9.45			
			DTD 11/17/2021 0.740% 05/15/2026								
	11/15/24	11/15/24	AMXCA 2023-3 A	02582JKD1		0.00	1,786.92	1,786.92			
			DTD 09/19/2023 5.230% 09/15/2028								
	11/15/24	11/15/24	COMET 2022-A3 A	14041INGB1		0.00	1,010.63	1,010.63			
			DTD 11/03/2022 4.950% 10/15/2027								
	11/15/24	11/15/24	CARMX 2022-3 A3	14318MAD1		0.00	492.70	492.70			
			DTD 07/20/2022 3.970% 04/15/2027								
	11/15/24	11/15/24	DCENT 2023-A1 A	254683CY9		0.00	1,149.33	1,149.33			
			DTD 04/11/2023 4.310% 03/15/2028								
	11/15/24	11/15/24	CHAIT 2023-A1 A	161571HT4		0.00	1,741.50	1,741.50			
			DTD 09/15/2023 5.160% 09/15/2028								
	11/15/24	11/15/24	HDMOT 2023-A A3	41285JAD0		0.00	715.42	715.42			
			DTD 02/23/2023 5.050% 12/15/2027								
	11/15/24	11/15/24	TAOT 2021-B A3	89190GAC1		0.00	1.99	1.99			
			DTD 06/14/2021 0.260% 11/17/2025								
	11/15/24	11/15/24	LOCKHEED MARTIN CORP (CALLABLE)	539830BZ1		0.00	1,335.00	1,335.00			
			DTD 05/25/2023 4.450% 05/15/2028								
	11/15/24	11/15/24	UNIV OF CALIFORNIA-BG (CALLABLE)	91412HGE7		0.00	375.28	375.28			
			DTD 07/16/2020 0.883% 05/15/2025								
	11/15/24	11/15/24	BACCT 2023-A2 A2	05522RDH8		0.00	747.00	747.00			
			DTD 12/14/2023 4.980% 11/15/2028								
	11/15/24	11/15/24	UNITEDHEALTH GROUP INC (CALLABLE)	91324PEC2		0.00	1,293.75	1,293.75			
			DTD 05/19/2021 1.150% 05/15/2026								
	11/15/24	11/15/24	TAOT 2023-A A3	891940AC2		0.00	945.29	945.29			
			DTD 01/30/2023 4.630% 09/15/2027								
	11/15/24	11/15/24	AMXCA 2023-1 A	02582JZJ4		0.00	771.08	771.08			
			DTD 06/14/2023 4.870% 05/15/2028								
	11/15/24	11/15/24	FORDO 2023-A A3	344928AD8		0.00	503.75	503.75			
			DTD 03/31/2023 4.650% 02/15/2028								



Managed Account Security Transactions & Interest

For the Month Ending **November 30, 2024**

CITY OF LAKE ELSINORE - LAKE ELSINORE - CITY FUNDS

Transaction Type	Trade	Settle	Security Description	CUSIP	Par	Principal Proceeds	Accrued Interest	Total	Realized G/L Cost	Realized G/L Amort Cost	Sale Method
INTEREST											
	11/15/24	11/15/24	COMET 2023-A1 A	14041NGD7		0.00	1,804.83	1,804.83			
			DTD 05/24/2023 4.420% 05/15/2028								
	11/15/24	11/15/24	CARMX 2021-2 A3	14314OAC8		0.00	1.54	1.54			
			DTD 04/21/2021 0.520% 02/17/2026								
	11/15/24	11/15/24	US TREASURY N/B	912828U24		0.00	37,750.00	37,750.00			
			DTD 11/15/2016 2.000% 11/15/2026								
	11/16/24	11/16/24	GMCAR 2021-4 A3	362554AC1		0.00	13.74	13.74			
			DTD 10/21/2021 0.680% 09/16/2026								
	11/16/24	11/16/24	GMCAR 2022-4 A3	36265OAD8		0.00	962.13	962.13			
			DTD 10/12/2022 4.820% 08/16/2027								
	11/18/24	11/18/24	HAROT 2023-3 A3	43815OAC1		0.00	1,442.67	1,442.67			
			DTD 08/22/2023 5.410% 02/18/2028								
	11/21/24	11/21/24	HAROT 2021-4 A3	43815GAC3		0.00	17.06	17.06			
			DTD 11/24/2021 0.880% 01/21/2026								
	11/21/24	11/21/24	HAROT 2023-4 A3	438123AC5		0.00	401.63	401.63			
			DTD 11/08/2023 5.670% 06/21/2028								
	11/30/24	11/30/24	US TREASURY N/B	91282CFZ9		0.00	46,015.63	46,015.63			
			DTD 11/30/2022 3.875% 11/30/2027								
Transaction Type Sub-Total									0.00	162,016.33	162,016.33

PAYDOWNS

11/01/24	11/25/24	FHMS K043 A2	3137BGK24	109,623.12	109,623.12	0.00		109,623.12	(5,429.77)	(171.47)	
		DTD 03/01/2015 3.062% 12/01/2024									
11/01/24	11/25/24	FHMS K061 A2	3137BTUM1	728.99	728.99	0.00		728.99	22.44	13.24	
		DTD 01/01/2017 3.347% 11/01/2026									
11/01/24	11/25/24	FHMS K346 A1	3137HAD45	283.33	283.33	0.00		283.33	0.01	0.01	
		DTD 07/01/2023 4.777% 06/01/2028									
11/01/24	11/25/24	FNA 2023-M6 A2	3136BODE6	2.98	2.98	0.00		2.98	0.05	0.04	
		DTD 07/01/2023 4.190% 07/01/2028									
11/01/24	11/25/24	FHMS K348 A1	3137HBC69	819.52	819.52	0.00		819.52	0.01	0.00	
		DTD 12/01/2023 4.858% 05/01/2028									
11/15/24	11/15/24	CARMX 2022-3 A3	14318MAD1	10,827.85	10,827.85	0.00		10,827.85	0.25	0.13	
		DTD 07/20/2022 3.970% 04/15/2027									



Managed Account Security Transactions & Interest

For the Month Ending November 30, 2024

CITY OF LAKE ELSINORE - LAKE ELSINORE - CITY FUNDS

Transaction Type	Trade	Settle	Security Description	CUSIP	Par	Principal Proceeds	Accrued Interest	Total	Realized G/L Cost	Realized G/L Amort Cost	Sale Method
PAYDOWNS											
	11/15/24	11/15/24	CARMX 2021-2 A3 DTD 04/21/2021 0.520% 02/17/2026	143140AC8	3,544.82	3,544.82	0.00	3,544.82	0.77	0.20	
	11/15/24	11/15/24	NAROT 2022-B A3 DTD 09/28/2022 4.460% 05/17/2027	65480JAC4	7,956.25	7,956.25	0.00	7,956.25	1.65	0.89	
	11/15/24	11/15/24	HDMOT 2023-A A3 DTD 02/23/2023 5.050% 12/15/2027	41285JAD0	1,971.62	1,971.62	0.00	1,971.62	0.20	0.13	
	11/15/24	11/15/24	HART 2021-C A3 DTD 11/17/2021 0.740% 05/15/2026	44935FAD6	3,567.02	3,567.02	0.00	3,567.02	0.80	0.27	
	11/15/24	11/15/24	NAROT 2021-A A3 DTD 06/23/2021 0.330% 10/15/2025	65480BAC1	10,358.79	10,358.78	0.00	10,358.78	0.17	0.03	
	11/15/24	11/15/24	TAOT 2021-B A3 DTD 06/14/2021 0.260% 11/17/2025	89190GAC1	9,174.08	9,174.08	0.00	9,174.08	0.98	0.22	
	11/16/24	11/16/24	GMCAR 2021-4 A3 DTD 10/21/2021 0.680% 09/16/2026	362554AC1	3,326.96	3,326.96	0.00	3,326.96	0.08	0.03	
	11/16/24	11/16/24	GMCAR 2022-4 A3 DTD 10/12/2022 4.820% 08/16/2027	36265OAD8	17,205.28	17,205.28	0.00	17,205.28	2.82	1.60	
	11/21/24	11/21/24	HAROT 2021-4 A3 DTD 11/24/2021 0.880% 01/21/2026	43815GAC3	3,897.62	3,897.62	0.00	3,897.62	0.82	0.23	

Transaction Type Sub-Total	183,288.23	183,288.22	0.00	183,288.22	(5,398.72)	(154.45)
----------------------------	------------	------------	------	------------	------------	----------

SELL											
	10/31/24	11/05/24	US TREASURY N/B DTD 11/15/2016 2.000% 11/15/2026	912828U24	1,025,000.00	983,039.06	9,692.93	992,731.99	20,339.84	(8,983.42)	FIFO

Transaction Type Sub-Total	1,025,000.00	983,039.06	9,692.93	992,731.99	20,339.84	(8,983.42)
----------------------------	--------------	------------	----------	------------	-----------	------------

Managed Account Sub-Total		(15,766.47)	156,057.09	140,290.62	14,941.12	(9,137.87)
---------------------------	--	-------------	------------	------------	-----------	------------

Total Security Transactions		(\$15,766.47)	\$156,057.09	\$140,290.62	\$14,941.12	(\$9,137.87)
-----------------------------	--	---------------	--------------	--------------	-------------	--------------



Account Statement

For the Month Ending **November 30, 2024**

CITY OF LAKE ELSINORE - LAKE ELSINORE - CITY FUNDS

Trade Date	Settlement Date	Transaction Description	Share or Unit Price	Dollar Amount of Transaction	Total Shares Owned
CAMP Pool					
Opening Balance					214,679.18
11/01/24	11/01/24	Purchase - Interest 13077DQD7	1.00	366.35	215,045.53
11/01/24	11/01/24	Purchase - Interest 17252MAP5	1.00	1,121.25	216,166.78
11/01/24	11/01/24	Purchase - Interest 90327QD89	1.00	3,796.88	219,963.66
11/04/24	11/04/24	Purchase - Interest 65558UYF3	1.00	12,442.50	232,406.16
11/05/24	11/05/24	Purchase - Interest 912828U24	1.00	9,692.93	242,099.09
11/05/24	11/05/24	Purchase - Principal 912828U24	1.00	983,039.06	1,225,138.15
11/05/24	11/05/24	Redemption - Interest 91282CJR3	1.00	(15,652.17)	1,209,485.98
11/05/24	11/05/24	Redemption - Principal 91282CJR3	1.00	(1,182,093.75)	27,392.23
11/07/24	11/07/24	Purchase - Interest 3135G06G3	1.00	1,625.00	29,017.23
11/12/24	11/12/24	Purchase-Interest 65558UYF3	1.00	12,511.63	41,528.86
11/12/24	11/12/24	Redemption-Interest 65558UYF3	1.00	(12,442.50)	29,086.36
11/15/24	11/15/24	Purchase - Interest 369550BG2	1.00	3,937.50	33,023.86
11/15/24	11/15/24	Purchase - Interest 539830BZ1	1.00	1,335.00	34,358.86
11/15/24	11/15/24	Purchase - Interest 912828U24	1.00	37,750.00	72,108.86
11/15/24	11/15/24	Purchase - Interest 91324PEC2	1.00	1,293.75	73,402.61
11/15/24	11/15/24	Purchase - Interest 91412HGE7	1.00	375.28	73,777.89
11/15/24	11/15/24	Purchase - Interest 02582JJZ4	1.00	771.08	74,548.97
11/15/24	11/15/24	Purchase - Interest 02582JKD1	1.00	1,786.92	76,335.89
11/15/24	11/15/24	Purchase - Interest 02582JXH2	1.00	2,157.37	78,493.26
11/15/24	11/15/24	Purchase - Interest 05522RDG0	1.00	678.58	79,171.84
11/15/24	11/15/24	Purchase - Interest 05522RDH8	1.00	747.00	79,918.84



Account Statement

For the Month Ending November 30, 2024

CITY OF LAKE ELSINORE - LAKE ELSINORE - CITY FUNDS

Trade Date	Settlement Date	Transaction Description	Share or Unit Price	Dollar Amount of Transaction	Total Shares Owned
CAMP Pool					
11/15/24	11/15/24	Purchase - Interest 14041INGB1	1.00	1,010.63	80,929.47
11/15/24	11/15/24	Purchase - Interest 14041INGD7	1.00	1,804.83	82,734.30
11/15/24	11/15/24	Purchase - Interest 14314QAC8	1.00	1.54	82,735.84
11/15/24	11/15/24	Purchase - Interest 14318MAD1	1.00	492.70	83,228.54
11/15/24	11/15/24	Purchase - Interest 161571HT4	1.00	1,741.50	84,970.04
11/15/24	11/15/24	Purchase - Interest 254683CY9	1.00	1,149.33	86,119.37
11/15/24	11/15/24	Purchase - Interest 254683CZ6	1.00	1,437.92	87,557.29
11/15/24	11/15/24	Purchase - Interest 31680EAD3	1.00	1,612.92	89,170.21
11/15/24	11/15/24	Purchase - Interest 344928AD8	1.00	503.75	89,673.96
11/15/24	11/15/24	Purchase - Interest 41285JAD0	1.00	715.42	90,389.38
11/15/24	11/15/24	Purchase - Interest 44935FAD6	1.00	9.45	90,398.83
11/15/24	11/15/24	Purchase - Interest 65480BAC1	1.00	3.16	90,401.99
11/15/24	11/15/24	Purchase - Interest 65480JAC4	1.00	446.93	90,848.92
11/15/24	11/15/24	Purchase - Interest 891940AC2	1.00	945.29	91,794.21
11/15/24	11/15/24	Purchase - Interest 89190GAC1	1.00	1.99	91,796.20
11/15/24	11/15/24	Purchase - Principal 89190GAC1	1.00	9,174.07	100,970.27
11/15/24	11/15/24	Purchase - Principal 44935FAD6	1.00	3,567.02	104,537.29
11/15/24	11/15/24	Purchase - Principal 65480BAC1	1.00	10,358.79	114,896.08
11/15/24	11/15/24	Purchase - Principal 65480JAC4	1.00	7,956.25	122,852.33
11/15/24	11/15/24	Purchase - Principal 41285JAD0	1.00	1,971.62	124,823.95
11/15/24	11/15/24	Purchase - Principal 14318MAD1	1.00	10,827.85	135,651.80
11/18/24	11/18/24	Purchase - Interest 362554AC1	1.00	13.74	135,665.54



Account Statement

For the Month Ending November 30, 2024

CITY OF LAKE ELSINORE - LAKE ELSINORE - CITY FUNDS

Trade Date	Settlement Date	Transaction Description	Share or Unit Price	Dollar Amount of Transaction	Total Shares Owned
CAMP Pool					
11/18/24	11/18/24	Purchase - Interest 36265QAD8	1.00	962.13	136,627.67
11/18/24	11/18/24	Purchase - Interest 43815QAC1	1.00	1,442.67	138,070.34
11/18/24	11/18/24	Purchase - Principal 362554AC1	1.00	3,326.96	141,397.30
11/18/24	11/18/24	Purchase - Principal 36265QAD8	1.00	17,205.28	158,602.58
11/18/24	11/18/24	Purchase-Principal 14314QAC8	1.00	3,544.82	162,147.40
11/21/24	11/21/24	Purchase - Interest 438123AC5	1.00	401.63	162,549.03
11/21/24	11/21/24	Purchase - Interest 43815GAC3	1.00	17.06	162,566.09
11/21/24	11/21/24	Purchase - Principal 43815GAC3	1.00	3,897.62	166,463.71
11/25/24	11/25/24	Purchase-Interest 65558UYF3	1.00	12,442.50	178,906.21
11/25/24	11/25/24	Purchase - Interest 31368QDE6	1.00	1,835.06	180,741.27
11/25/24	11/25/24	Purchase - Interest 3137BGK24	1.00	506.01	181,247.28
11/25/24	11/25/24	Purchase - Interest 3137BNGT5	1.00	629.06	181,876.34
11/25/24	11/25/24	Purchase - Interest 3137BSP72	1.00	1,215.96	183,092.30
11/25/24	11/25/24	Purchase - Interest 3137BTUM1	1.00	1,037.61	184,129.91
11/25/24	11/25/24	Purchase - Interest 3137BXQY1	1.00	1,477.67	185,607.58
11/25/24	11/25/24	Purchase - Interest 3137F1G44	1.00	1,486.38	187,093.96
11/25/24	11/25/24	Purchase - Interest 3137HACX2	1.00	2,208.71	189,302.67
11/25/24	11/25/24	Purchase - Interest 3137HAD45	1.00	1,736.07	191,038.74
11/25/24	11/25/24	Purchase - Interest 3137HAMH6	1.00	3,100.00	194,138.74
11/25/24	11/25/24	Purchase - Interest 3137HAMS2	1.00	2,000.00	196,138.74
11/25/24	11/25/24	Purchase - Interest 3137HAQ74	1.00	1,975.00	198,113.74
11/25/24	11/25/24	Purchase - Interest 3137HAST4	1.00	1,515.63	199,629.37



Account Statement

For the Month Ending **November 30, 2024**

CITY OF LAKE ELSINORE - LAKE ELSINORE - CITY FUNDS

Trade Date	Settlement Date	Transaction Description	Share or Unit Price	Dollar Amount of Transaction	Total Shares Owned
CAMP Pool					
11/25/24	11/25/24	Purchase - Interest 3137HB3D4	1.00	760.35	200,389.72
11/25/24	11/25/24	Purchase - Interest 3137HB3G7	1.00	1,113.75	201,503.47
11/25/24	11/25/24	Purchase - Interest 3137HBC69	1.00	1,593.45	203,096.92
11/25/24	11/25/24	Purchase - Interest 3137HBLV4	1.00	1,104.90	204,201.82
11/25/24	11/25/24	Purchase - Interest 3137HDJJ0	1.00	2,201.38	206,403.20
11/25/24	11/25/24	Purchase - Interest 3137HDV56	1.00	1,730.67	208,133.87
11/25/24	11/25/24	Purchase - Interest 3137HDXL9	1.00	1,873.99	210,007.86
11/25/24	11/25/24	Purchase - Principal 3137BGK24	1.00	109,623.12	319,630.98
11/25/24	11/25/24	Purchase - Principal 3137HAD45	1.00	283.33	319,914.31
11/25/24	11/25/24	Purchase - Principal 3137HBC69	1.00	819.52	320,733.83
11/25/24	11/25/24	Purchase - Principal 3137BTUM1	1.00	728.99	321,462.82
11/25/24	11/25/24	Purchase - Principal 3136BQDE6	1.00	2.98	321,465.80
11/25/24	11/25/24	Redemption-Interest 65558UYF3	1.00	(12,511.63)	308,954.17
11/29/24	11/29/24	IP Fees August 2024	1.00	(4,049.19)	304,904.98
11/29/24	11/29/24	U.S. Bank Fees July 2024	1.00	(241.30)	304,663.68
11/29/24	12/02/24	Accrual Income Div Reinvestment - Distributions	1.00	608.02	305,271.70



Account Statement

For the Month Ending November 30, 2024

CITY OF LAKE ELSINORE - LAKE ELSINORE - CITY FUNDS

Trade Date	Settlement Date	Transaction Description	Month of November	Fiscal YTD January-November	Closing Balance	Average Monthly Balance	Monthly Distribution Yield	Share or Unit Price	Dollar Amount of Transaction	Total Shares Owned
Closing Balance										
		Opening Balance	214,679.18	116,772.96					305,271.70	
		Purchases	1,317,583.06	20,212,393.14					152,834.65	
		Redemptions (Excl. Checks)	(1,226,990.54)	(20,023,894.40)						
		Check Disbursements	0.00	0.00					4.87%	
		Closing Balance	305,271.70	305,271.70						305,271.70
		Cash Dividends and Income	608.02	8,770.53						