



CITY OF LAKE ELSINORE
INVESTMENT REPORT

CITY OF LAKE ELSINORE
INVESTMENT REPORT OF POOLED CASH AND INVESTMENTS
AS OF March 31, 2023

	BANK BALANCE	DEPOSITS IN TRANSIT	OUTSTANDING CHECKS	BOOK BALANCE
CASH ACCOUNTS				
Bank Accounts:				
General Checking Account	\$ 873,965	\$ 57,752	\$ (169,246)	\$ 762,471
Cash On Hand:				
Cashier Drawers #1 & #2	-	-	-	300
City of Lake Elsinore Petty Cash Fund	-	-	-	2,000
Total Cash Accounts	873,965	57,752	(169,246)	764,771
INVESTMENTS				
Local Agency Investment Funds	67,511,627	-	-	67,511,627
CAMP Investments:				
CAMP Pool Account	15,909	-	-	15,909
U.S. Treasury Bond / Note	28,410,332	-	-	28,410,332
Supra-National Agency Bond / Note	1,377,948	-	-	1,377,948
Municipal Bond / Note	1,536,023	-	-	1,536,023
Federal Agency Commercial Mortgage-Backed Security	262,383	-	-	262,383
Federal Agency Bond / Note	5,011,578	-	-	5,011,578
Corporate Note	11,424,535	-	-	11,424,535
Certificate of Deposit	900,000	-	-	900,000
Asset-Backed Security	2,692,368	-	-	2,692,368
Sub-total Investments	119,142,702	-	-	119,142,702
Market Value Adjustment:				
Unrealized Gain/(Loss) at 12/31/2022	(3,182,321)	-	-	(3,182,321)
Total Investments	115,960,381	-	-	115,960,381
Total Pooled Cash and Investments	\$ 116,834,346	\$ 57,752	\$ (169,246)	\$ 116,725,152
TOTAL POOLED CASH AND INVESTMENTS				\$ 116,725,152

I certify that this report accurately reflects all pooled investments and it is in conformity with the investment policy as approved by the City Council on June 28, 2022. A copy of this policy is available in the office of the City Clerk. The pooled investments shown above provide sufficient cash flow liquidity to meet the next six months estimated expenditures.

Jason P. Simpson
City Manager

April 14, 2023
Date

CITY OF LAKE ELSINORE
POOLED CASH AND INVESTMENTS BY FUND
AS OF March 31, 2023

<u>FUND NO</u>	<u>FUND NAME</u>	<u>AMOUNT</u>
100	General	\$ 20,308,467
102	Measure Z	17,308,741
106	Affordable Housing In Lieu	619,900
107	Developer Agreement Revenue	59,485
108	American Rescue Plan	9,665,915
109	Road Maintenance and Rehabilitation (SB1)	433,188
110	State Gas Tax	1,011,445
112	Measure A	1,665,512
114	SB1186 CASP Education Program	52,448
117	Community Center DIF	139,309
118	Lake Side Facility DIF	240,112
119	Animal Shelter DIF	15,551
135	Lighting & Landscape Maintenance - Dist. No. 1	869,824
140	Geothermal	11,580
160	PEG Grant	76,333
180	Launch Pointe	1,009,391
202	La Strada RBBB	23,618
203	E.L.S.P. - S.T.I.F.	3,330,507
205	Traffic Impact Fee	302,815
211	Storm Drain C.I.P.	3,048,146
221	Quimby Park C.I.P.	51,811
231	Library C.I.P.	1,304,054
232	City Fire Protection	541,072
300	Insurance Service	1,492,496
305	Information Systems Service	2,428,886
310	Support Service	17,768
315	Fleet Service	391,568
320	Facilities Service	2,320,310
331	CFD 2006-1CC Summerly Improvement Area CC	40,444
332	CFD 2006-1 Improvement Area B, Summerly	26,980
333	CFD 2015-3 Terracina	1,352
334	CFD 2015-5 Trieste - Far West Industries	39,397
335	CFD 2003-2E Canyon Hills Improvement Area E	11,662
336	CFD 2006-1FF Summerly Improvement Area FF	33,530
337	CFD 2016-2 Canyon Hills	156,011
338	CFD 2006-1 IA-JJ Summerly Improvement Area	50,761
339	CFD 2006-1 IA-KK Summerly Improvement Area	21,484
340	CFD 2006-1 IA-EE Summerly Improvement Area	48,399
345	CFD 2003-2 Improvement Area D, Canyon Hills	522,843
346	CFD 2014-1 Southshore	67,313
347	CFD 2006-1 Improvement Area A, Summerly	56,175
350	CFD 98-1 Summerhill	335,343
354	CFD 90-2 Tuscany Hills	606,075
355	RAD 2021-1 Canyon Hills Improvement	268,277
357	CFD 2003-2 Canyon Hills Improvement Area	16,973

CITY OF LAKE ELSINORE
POOLED CASH AND INVESTMENTS BY FUND
AS OF March 31, 2023

<u>FUND NO</u>	<u>FUND NAME</u>	<u>AMOUNT</u>
361	CFD 2022-2 Lakeshore Improvement	13,368
362	CFD 2006-8S Running Deer Estates Services	10,144
363	CFD 2022-3 Lakeside	20,166
366	CFD 2005-6 City Center Townhomes	84,727
368	CFD 2006-2 Viscaya	135,214
369	CFD 2004-3 Area 1 Rosetta Canyon Improvement Area	406,916
370	CFD 2006-1 IA-HH Summerly Improvement	33,605
371	CFD 2005-1 Serenity	155,586
372	CFD 2005-2 Alberhill Ranch Improvement Area	407,409
374	CFD 2005-4 Lakeview Villas	1,619
375	CFD 2006-4 Clurman	120,438
377	CFD 2006-6 Tessara	18,835
378	CFD 2006-8 Running Deer Estates	28,939
384	CFD 2003-2 Area B Canyon Hills Improvement Area	568,625
385	CFD 2004-3 Area 2 Rosetta Canyon Improvement Area	480,519
386	CFD 2007-4 Mekenna Court	36,924
387	CFD 2007-5 Red Kite	26,116
388	CFD 2007-6 Holiday Inn Express	2,223
389	CFD 88-3 (2008A) West Lake Elsinore Series A	11,423
390	CFD 2003-2 Area C Canyon Hills Improvement Area	80,180
392	CFD 95-1 City Center	19,637
394	CFD 2005-5 (2012A) Wasson Canyon	99,525
395	CFD 2018-1 Wasson Canyon II Improvement Area	4,492
500	Capital Improvement Plan	5,266,193
540	Successor To RDA Diamond Stadium	1,599,313
603	Endowment Trust - Carl Graves	57,897
604	Endowment Trust - Korn Memorial	33,276
605	Public Improvement Trust	1,655,484
606	Mobile Source Air Polution Reduction	253,857
608	Trust Deposit & Pre Paid Expense	1,516,573
617	Successor Agency Housing	25,126,901
620	Cost Recovery System	6,889,059
631	Lake Destratification Equipment Replacement	504,049
655	CFD 2015-1s Law, Fire, Paramedic Services	12,652
Total Pooled Cash & Investments		\$ 116,725,152

CITY OF LAKE ELSINORE
SUMMARY OF POLICY LIMITATIONS
FOR THE MONTH ENDING March 31, 2023

<u>TYPES OF SECURITIES</u>	<u>MAXIMUM PERCENTAGE</u>	<u>DIVERSIFICATION PERCENTAGE</u>	<u>CURRENT BALANCE</u>
CAMP - Pooled Sweep Account	Unlimited	0.01%	\$ 15,909
U.S. Treasury Bond / Note	Unlimited	23.85%	\$ 28,410,332
Supra-National Agency Bond / Note	30%	1.16%	\$ 1,377,948
Municipal Bond / Note	Unlimited	1.29%	\$ 1,536,023
Federal Agency Collateralized Mortgage Obligation	40%	0.22%	\$ 262,383
Federal Agency Bond / Note	Unlimited	4.21% ⁽¹⁾	\$ 5,011,578
Corporate Note	30%	9.59%	\$ 11,424,535
Negotiable Certificates of Deposit	30%	0.76%	\$ 900,000
Asset-Backed Security / Collateralized Mortgage	20%	2.26%	\$ 2,692,368
LAIF (Local Agency Investment Funds)	\$150 Million	56.66% ⁽²⁾	\$ 67,511,627
TOTAL		<u>100.00%</u>	<u>\$ 119,142,702</u>

Note:

⁽¹⁾ No more than 40% in any one federal agency. See CAMP Portfolio Statement for listing of agencies.

⁽²⁾ Investment in LAIF may not exceed \$75 million in each agency.



Local Agency Investment Fund



PMIA/LAIF Performance Report as of 04/05/23



PMIA Average Monthly Effective Yields⁽¹⁾

March	2.831
February	2.624
January	2.425

Quarterly Performance Quarter Ended 12/31/22

LAIF Apportionment Rate ⁽²⁾ :	2.07
LAIF Earnings Ratio ⁽²⁾ :	0.00005680946709337
LAIF Fair Value Factor ⁽¹⁾ :	0.981389258
PMIA Daily ⁽¹⁾ :	2.29
PMIA Quarter to Date ⁽¹⁾ :	1.98
PMIA Average Life ⁽¹⁾ :	287

Pooled Money Investment Account Monthly Portfolio Composition ⁽¹⁾ 02/28/23 \$200.5 billion

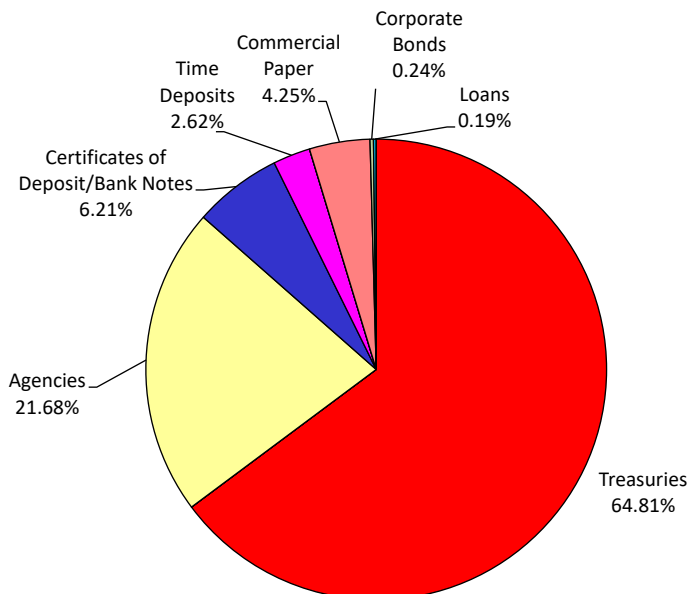


Chart does not include \$3,158,000.00 in mortgages, which equates to 0.002%. Percentages may not total 100% due to rounding.

Daily rates are now available here. [View PMIA Daily Rates](#)

Notes: The apportionment rate includes interest earned on the CalPERS Supplemental Pension Payment pursuant to Government Code 20825 (c)(1) and interest earned on the Wildfire Fund loan pursuant to Public Utility Code 3288 (a).

Source:

⁽¹⁾ State of California, Office of the Treasurer

⁽²⁾ State of California, Office of the Controller

CITY OF LAKE ELSINORE
LOCAL AGENCY INVESTMENT FUND
TRANSACTION SUMMARY
FOR THE MONTH ENDING March 31, 2023

<u>Yield</u>	<u>Purchase Date</u>	<u>Maturity Rate</u>
2.831%	Daily	24-Hour

<u>Investment</u>	<u>Beginning Balance</u>	<u>Net Increase/(Decrease)</u>	<u>Ending Balance</u>
Total Investments Held with Local Agency Investment Fund:	<u>\$ 70,511,627</u>	<u>\$ (3,000,000)</u>	<u>\$ 67,511,627</u>

Note:

Per California State Treasurer, LAIF Statute 16429.1: Separate accounts for each governmental unit shall be maintained.



CAMP

Investment Portfolio



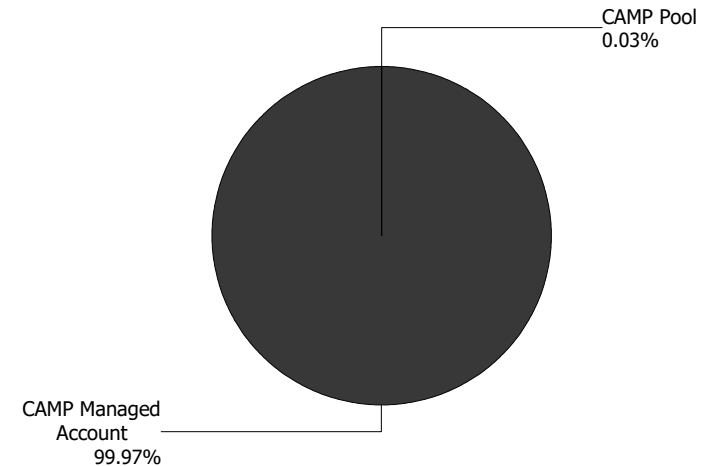
Account Statement - Transaction Summary

For the Month Ending **March 31, 2023**

CITY OF LAKE ELSINORE - LAKE ELSINORE - CITY FUNDS

CAMP Pool	
Opening Market Value	622,218.03
Purchases	1,559,937.13
Redemptions	(2,166,246.01)
Unsettled Trades	0.00
Change in Value	0.00
Closing Market Value	\$15,909.15
Cash Dividends and Income	524.72
CAMP Managed Account	
Opening Market Value	48,902,312.71
Purchases	2,156,723.94
Redemptions	(1,511,111.40)
Unsettled Trades	0.00
Change in Value	815,550.66
Closing Market Value	\$50,363,475.91
Cash Dividends and Income	43,482.58

Asset Summary		
	March 31, 2023	February 28, 2023
CAMP Pool	15,909.15	622,218.03
CAMP Managed Account	50,363,475.91	48,902,312.71
Total	\$50,379,385.06	\$49,524,530.74
Asset Allocation		





Managed Account Summary Statement

For the Month Ending **March 31, 2023**

CITY OF LAKE ELSINORE - LAKE ELSINORE - CITY FUNDS

Transaction Summary - Money Market		Transaction Summary - Managed Account		Account Total	
Opening Market Value	\$622,218.03	Opening Market Value	\$48,902,312.71	Opening Market Value	\$49,524,530.74
Purchases	1,559,937.13	Maturities/Calls	(293,719.26)		
Redemptions	(2,166,246.01)	Principal Dispositions	(1,217,392.14)		
		Principal Acquisitions	2,156,723.94		
		Unsettled Trades	0.00		
		Change in Current Value	815,550.66		
Closing Market Value	\$15,909.15	Closing Market Value	\$50,363,475.91	Closing Market Value	\$50,379,385.06
Dividend	524.72				
Earnings Reconciliation (Cash Basis) - Managed Account		Cash Balance		Closing Cash Balance	
Interest/Dividends/Coupons Received			47,495.98		\$0.00
Less Purchased Interest Related to Interest/Coupons			(5,819.43)		
Plus Net Realized Gains/Losses			1,806.03		
Total Cash Basis Earnings			\$43,482.58		
Earnings Reconciliation (Accrual Basis)	Managed Account	Total	Cash Transactions Summary- Managed Account		
Ending Amortized Value of Securities	51,690,828.28	51,706,737.43	Maturities/Calls		251,495.49
Ending Accrued Interest	236,084.47	236,084.47	Sale Proceeds		1,221,056.23
Plus Proceeds from Sales	1,221,056.23	3,387,302.24	Coupon/Interest/Dividend Income		42,336.40
Plus Proceeds of Maturities/Calls/Principal Payments	295,214.75	295,214.75	Principal Payments		43,719.26
Plus Coupons/Dividends Received	42,336.40	42,336.40	Security Purchases		(2,162,543.37)
Less Cost of New Purchases	(2,162,543.37)	(3,722,480.50)	Net Cash Contribution		603,935.99
Less Beginning Amortized Value of Securities	(51,002,349.06)	(51,624,567.09)	Reconciling Transactions		0.00
Less Beginning Accrued Interest	(203,046.60)	(203,046.60)			
Dividends	0.00	524.72			
Total Accrual Basis Earnings	\$117,581.10	\$118,105.82			



Portfolio Summary and Statistics

For the Month Ending **March 31, 2023**

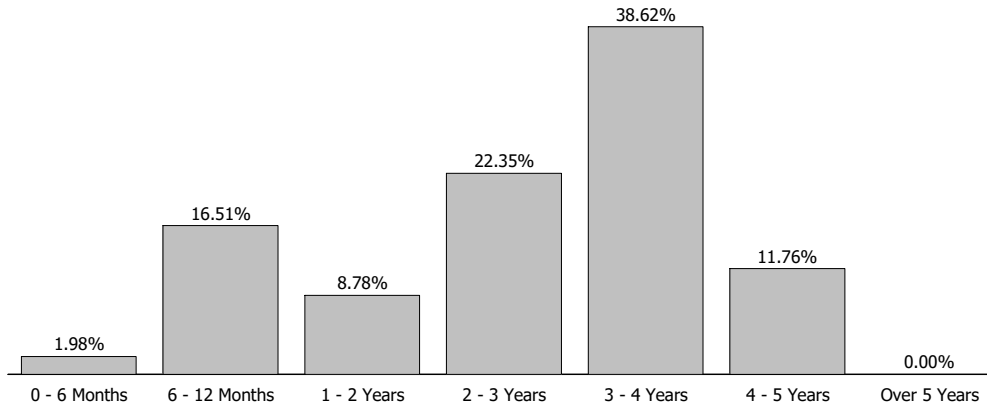
CITY OF LAKE ELSINORE - LAKE ELSINORE - CITY FUNDS

Account Summary

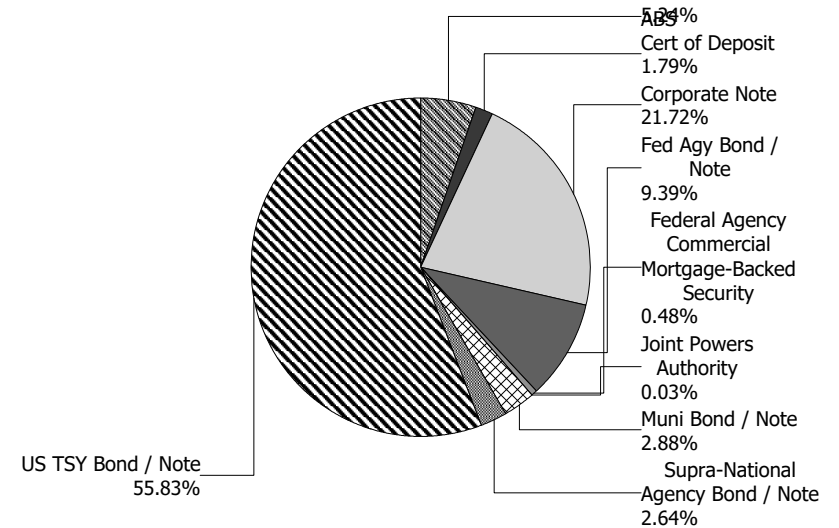
Description	Par Value	Market Value	Percent
U.S. Treasury Bond / Note	29,950,000.00	28,122,808.34	55.83
Supra-National Agency Bond / Note	1,380,000.00	1,330,455.57	2.64
Municipal Bond / Note	1,535,000.00	1,449,049.80	2.88
Federal Agency Commercial Mortgage-Backed Security	250,000.00	243,603.55	0.48
Federal Agency Bond / Note	5,025,000.00	4,733,010.18	9.39
Corporate Note	11,420,000.00	10,940,837.65	21.72
Certificate of Deposit	900,000.00	902,878.65	1.79
Asset-Backed Security	2,692,674.37	2,640,832.17	5.24
Managed Account Sub-Total	53,152,674.37	50,363,475.91	99.97%
Accrued Interest		236,084.47	
Total Portfolio	53,152,674.37	50,599,560.38	
CAMP Pool	15,909.15	15,909.15	0.03
Total Investments	53,168,583.52	50,615,469.53	100.00%

Unsettled Trades 0.00 0.00

Maturity Distribution



Sector Allocation



Characteristics

Yield to Maturity at Cost	2.86%
Yield to Maturity at Market	4.19%
Weighted Average Days to Maturity	992



Managed Account Issuer Summary

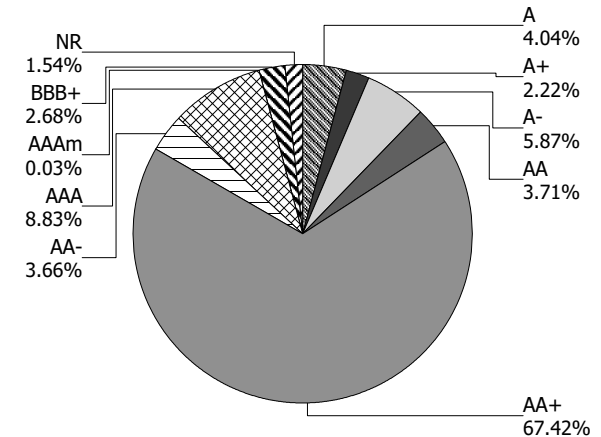
For the Month Ending **March 31, 2023**

CITY OF LAKE ELSINORE - LAKE ELSINORE - CITY FUNDS

Issuer Summary

Issuer	Market Value of Holdings	Percent
ABBOTT LABORATORIES	222,825.15	0.44
AMAZON.COM INC	440,467.03	0.87
AMERICAN EXPRESS CO	353,265.42	0.70
AMERICAN HONDA FINANCE	388,121.20	0.77
APPLE INC	739,968.45	1.47
BANK OF AMERICA CO	430,807.95	0.86
BERKSHIRE HATHAWAY INC	448,794.25	0.89
BMW FINANCIAL SERVICES NA LLC	223,161.16	0.44
BRISTOL-MYERS SQUIBB CO	367,566.75	0.73
CALIFORNIA STATE UNIVERSITY	77,776.70	0.15
CAMP Pool	15,909.15	0.03
CAPITAL ONE FINANCIAL CORP	247,525.53	0.49
CARMAX AUTO OWNER TRUST	291,596.64	0.58
CATERPILLAR INC	205,272.23	0.41
CHAFFEY JOINT UNION HIGH SCHOOL DISTRICT	96,740.00	0.19
CHARLES SCHWAB	376,492.61	0.75
CINTAS CORPORATION NO. 2	63,522.68	0.13
CITIGROUP INC	217,125.90	0.43
DEERE & COMPANY	94,694.50	0.19
DISCOVER FINANCIAL SERVICES	183,240.37	0.36
FANNIE MAE	1,556,053.15	3.09
FEDERAL HOME LOAN BANKS	462,565.20	0.92
FLORIDA STATE BOARD OF ADMIN FIN CORP	288,796.00	0.57
FORD CREDIT AUTO OWNER TRUST	130,238.44	0.26
FREDDIE MAC	2,957,995.38	5.87
GENERAL DYNAMICS CORP	220,095.45	0.44
GM FINANCIAL CONSUMER AUTOMOBILE TRUST	356,261.82	0.71
GM FINANCIAL LEASINGTRUST	118,429.64	0.24
GOLDMAN SACHS GROUP INC	393,069.60	0.78
HARLEY-DAVIDSON MOTORCYCLE TRUST	171,302.59	0.34
HOME DEPOT INC	24,187.50	0.05
HONDA AUTO RECEIVABLES	95,414.99	0.19

Credit Quality (S&P Ratings)





Managed Account Issuer Summary

For the Month Ending **March 31, 2023**

CITY OF LAKE ELSINORE - LAKE ELSINORE - CITY FUNDS

Issuer	Market Value of Holdings	Percent
HYUNDAI AUTO RECEIVABLES	131,798.31	0.26
IBM CORP	222,448.73	0.44
INTER-AMERICAN DEVELOPMENT BANK	600,476.32	1.19
INTL BANK OF RECONSTRUCTION AND DEV	729,979.25	1.45
JP MORGAN CHASE & CO	465,272.68	0.92
LOS ANGELES COMMUNITY COLLEGE DISTRICT	128,746.80	0.26
MICROSOFT CORP	735,940.50	1.46
MORGAN STANLEY	395,051.60	0.78
NATIONAL AUSTRALIA BANK LTD	732,226.00	1.45
NATIONAL RURAL UTILITIES CO FINANCE CORP	380,961.35	0.76
NEW YORK ST URBAN DEVELOPMENT CORP	302,646.50	0.60
NISSAN AUTO RECEIVABLES	401,768.57	0.80
NORDEA BANK ABP	453,139.65	0.90
PACCAR FINANCIAL CORP	166,429.73	0.33
PNC FINANCIAL SERVICES GROUP	392,482.80	0.78
Roche Holding AG	391,755.41	0.78
SAN JUAN UNIFIED SCHOOL DISTRICT	119,988.70	0.24
STATE OF CALIFORNIA	205,352.00	0.41
STATE OF CONNECTICUT	58,020.60	0.12
STATE OF MINNESOTA	91,890.00	0.18
TARGET CORP	36,981.84	0.07
THE BANK OF NEW YORK MELLON CORPORATION	625,894.30	1.24
THE WALT DISNEY CORPORATION	384,575.60	0.76
TORONTO-DOMINION BANK	449,739.00	0.89
TOYOTA MOTOR CORP	892,296.27	1.77
UNITED STATES TREASURY	28,122,808.34	55.82
UNITEDHEALTH GROUP INC	204,341.18	0.41
UNIVERSITY OF CALIFORNIA	79,092.50	0.16
USAA CAPITAL CORP	217,997.10	0.43
Total	\$50,379,385.06	100.00%



Managed Account Detail of Securities Held

For the Month Ending **March 31, 2023**

CITY OF LAKE ELSINORE - LAKE ELSINORE - CITY FUNDS

Security Type/Description Dated Date/Coupon/Maturity	CUSIP	Par	S&P Rating	Moody's Rating	Trade Date	Settle Date	Original Cost	YTM at Cost	Accrued Interest	Amortized Cost	Market Value
U.S. Treasury Bond / Note											
US TREASURY N/B NOTES DTD 01/31/2022 0.875% 01/31/2024	91282CDV0	6,275,000.00	AA+	Aaa	01/13/23	01/17/23	6,035,765.62	4.68	9,100.48	6,082,476.29	6,075,964.53
US TREASURY NOTES DTD 12/31/2019 1.750% 12/31/2024	912828YY0	500,000.00	AA+	Aaa	08/05/20	08/07/20	534,414.06	0.18	2,199.59	513,705.66	479,609.40
US TREASURY NOTES DTD 06/30/2020 0.250% 06/30/2025	912828ZW3	250,000.00	AA+	Aaa	04/01/21	04/05/21	245,156.25	0.72	157.11	247,429.40	230,390.62
US TREASURY NOTES DTD 06/30/2020 0.250% 06/30/2025	912828ZW3	450,000.00	AA+	Aaa	03/01/21	03/04/21	443,654.30	0.58	282.81	446,700.56	414,703.13
US TREASURY NOTES DTD 12/31/2020 0.375% 12/31/2025	91282CBC4	150,000.00	AA+	Aaa	07/01/21	07/07/21	147,052.73	0.82	141.40	148,191.69	136,687.50
US TREASURY NOTES DTD 12/31/2020 0.375% 12/31/2025	91282CBC4	350,000.00	AA+	Aaa	06/02/21	06/07/21	344,859.38	0.70	329.94	346,902.68	318,937.50
US TREASURY NOTES DTD 12/31/2020 0.375% 12/31/2025	91282CBC4	400,000.00	AA+	Aaa	12/02/21	12/06/21	387,968.75	1.13	377.07	391,863.12	364,500.00
US TREASURY NOTES DTD 12/31/2020 0.375% 12/31/2025	91282CBC4	450,000.00	AA+	Aaa	08/03/21	08/05/21	446,167.97	0.57	424.21	447,606.47	410,062.50
US TREASURY NOTES DTD 12/31/2020 0.375% 12/31/2025	91282CBC4	650,000.00	AA+	Aaa	11/02/21	11/04/21	632,251.95	1.05	612.74	638,249.81	592,312.50
US TREASURY NOTES DTD 12/31/2020 0.375% 12/31/2025	91282CBC4	825,000.00	AA+	Aaa	09/01/21	09/07/21	814,236.33	0.68	777.71	818,136.11	751,781.25
US TREASURY N/B NOTES DTD 04/30/2021 0.750% 04/30/2026	91282CBW0	75,000.00	AA+	Aaa	02/10/22	02/14/22	71,458.01	1.92	236.19	72,405.77	68,367.19
US TREASURY N/B NOTES DTD 04/30/2021 0.750% 04/30/2026	91282CBW0	950,000.00	AA+	Aaa	01/04/22	01/06/22	926,843.75	1.33	2,991.71	933,459.82	865,984.37
US TREASURY N/B NOTES DTD 07/31/2021 0.625% 07/31/2026	91282CCP4	200,000.00	AA+	Aaa	09/01/22	09/06/22	179,007.81	3.53	207.18	182,059.34	180,375.00
US TREASURY N/B NOTES DTD 07/31/2021 0.625% 07/31/2026	91282CCP4	250,000.00	AA+	Aaa	05/03/22	05/05/22	226,250.00	3.03	258.98	231,328.33	225,468.75



Managed Account Detail of Securities Held

For the Month Ending **March 31, 2023**

CITY OF LAKE ELSINORE - LAKE ELSINORE - CITY FUNDS

Security Type/Description Dated Date/Coupon/Maturity	CUSIP	Par	S&P Rating	Moody's Rating	Trade Date	Settle Date	Original Cost	YTM at Cost	Accrued Interest	Amortized Cost	Market Value
U.S. Treasury Bond / Note											
US TREASURY N/B NOTES DTD 07/31/2021 0.625% 07/31/2026	91282CCP4	750,000.00	AA+	Aaa	08/01/22	08/04/22	690,468.75	2.74	776.93	700,274.86	676,406.25
US TREASURY N/B NOTES DTD 07/31/2021 0.625% 07/31/2026	91282CCP4	800,000.00	AA+	Aaa	07/05/22	07/08/22	732,343.75	2.84	828.73	744,516.40	721,500.00
US TREASURY N/B NOTES DTD 07/31/2021 0.625% 07/31/2026	91282CCP4	900,000.00	AA+	Aaa	06/02/22	06/06/22	819,035.16	2.94	932.32	835,003.82	811,687.50
US TREASURY N/B NOTES DTD 07/31/2021 0.625% 07/31/2026	91282CCP4	900,000.00	AA+	Aaa	08/08/22	08/15/22	819,562.50	3.04	932.32	832,301.22	811,687.50
US TREASURY NOTES DTD 11/15/2016 2.000% 11/15/2026	912828U24	250,000.00	AA+	Aaa	11/01/22	11/04/22	228,144.53	4.39	1,892.27	230,341.95	235,078.12
US TREASURY NOTES DTD 11/15/2016 2.000% 11/15/2026	912828U24	975,000.00	AA+	Aaa	01/04/23	01/06/23	907,092.77	3.96	7,379.83	911,189.37	916,804.69
US TREASURY NOTES DTD 11/15/2016 2.000% 11/15/2026	912828U24	2,100,000.00	AA+	Aaa	12/05/22	12/07/22	1,954,066.41	3.92	15,895.03	1,965,728.93	1,974,656.25
US TREASURY NOTES DTD 11/15/2016 2.000% 11/15/2026	912828U24	9,500,000.00	AA+	Aaa	01/13/23	01/17/23	8,922,578.13	3.72	71,906.07	8,953,142.66	8,932,968.75
US TREASURY N/B NOTES DTD 04/30/2022 2.750% 04/30/2027	91282CEN7	1,200,000.00	AA+	Aaa	01/31/23	02/03/23	1,155,421.88	3.70	13,856.35	1,157,064.38	1,156,500.00
US TREASURY N/B NOTES DTD 07/31/2022 2.750% 07/31/2027	91282CFB2	800,000.00	AA+	Aaa	03/02/23	03/06/23	746,531.25	4.44	3,646.41	747,395.79	770,375.04
Security Type Sub-Total		29,950,000.00					28,410,332.04	3.40	136,143.38	28,577,474.43	28,122,808.34
Supra-National Agency Bond / Note											
INTL BK OF RECON AND DEV NOTE DTD 04/20/2021 0.125% 04/20/2023	459058JV6	245,000.00	AAA	Aaa	04/13/21	04/20/21	244,492.85	0.23	136.96	244,986.80	244,412.25
INTL BK RECON & DEVELOP NOTES DTD 11/24/2020 0.250% 11/24/2023	459058JM6	500,000.00	AAA	Aaa	11/17/20	11/24/20	498,925.00	0.32	440.97	499,767.33	485,567.00
INTER-AMERICAN DEVEL BK NOTES DTD 09/23/2021 0.500% 09/23/2024	4581X0DZ8	635,000.00	AAA	Aaa	09/15/21	09/23/21	634,530.10	0.52	70.56	634,768.05	600,476.32



Managed Account Detail of Securities Held

For the Month Ending **March 31, 2023**

CITY OF LAKE ELSINORE - LAKE ELSINORE - CITY FUNDS

Security Type/Description Dated Date/Coupon/Maturity	CUSIP	Par	S&P Rating	Moody's Rating	Trade Date	Settle Date	Original Cost	YTM at Cost	Accrued Interest	Amortized Cost	Market Value
Supra-National Agency Bond / Note											
Security Type Sub-Total		1,380,000.00					1,377,947.95	0.40	648.49	1,379,522.18	1,330,455.57
Municipal Bond / Note											
CT ST TXBL GO BONDS DTD 06/11/2020 1.998% 07/01/2024	20772KJW0	60,000.00	AA-	Aa3	05/29/20	06/11/20	60,000.00	2.00	299.70	60,000.00	58,020.60
CHAFFEY UHSD, CA TXBL GO BONDS DTD 12/05/2019 2.101% 08/01/2024	157411TK5	100,000.00	AA-	Aa1	11/06/19	12/05/19	100,000.00	2.10	350.17	100,000.00	96,740.00
NY ST URBAN DEV CORP TXBL REV BONDS DTD 12/23/2020 0.870% 03/15/2025	650036DT0	325,000.00	NR	NR	12/16/20	12/23/20	325,000.00	0.87	125.67	325,000.00	302,646.50
UNIV OF CAL TXBL REV BONDS DTD 07/16/2020 0.883% 05/15/2025	91412HGE7	85,000.00	AA	Aa2	07/10/20	07/16/20	85,000.00	0.88	283.54	85,000.00	79,092.50
FL ST BOARD OF ADMIN TXBL REV BONDS DTD 09/16/2020 1.258% 07/01/2025	341271AD6	65,000.00	AA	Aa3	09/03/20	09/16/20	65,459.55	1.11	204.42	65,215.98	60,554.00
FL ST BOARD OF ADMIN TXBL REV BONDS DTD 09/16/2020 1.258% 07/01/2025	341271AD6	85,000.00	AA	Aa3	09/03/20	09/16/20	85,563.55	1.12	267.32	85,264.86	79,186.00
FL ST BOARD OF ADMIN TXBL REV BONDS DTD 09/16/2020 1.258% 07/01/2025	341271AD6	160,000.00	AA	Aa3	09/03/20	09/16/20	160,000.00	1.26	503.20	160,000.00	149,056.00
MN ST TXBL GO BONDS DTD 08/25/2020 0.630% 08/01/2025	60412AVJ9	100,000.00	AAA	Aaa	08/11/20	08/25/20	100,000.00	0.63	105.00	100,000.00	91,890.00
SAN JUAN USD, CA TXBL GO BONDS DTD 10/29/2020 0.852% 08/01/2025	798306WP7	130,000.00	NR	Aa2	10/16/20	10/29/20	130,000.00	0.85	184.60	130,000.00	119,988.70
LOS ANGELES CCD, CA TXBL GO BONDS DTD 11/10/2020 0.773% 08/01/2025	54438CYK2	140,000.00	AA+	Aaa	10/30/20	11/10/20	140,000.00	0.77	180.37	140,000.00	128,746.80
CA ST UNIV TXBL REV BONDS DTD 07/29/2021 0.862% 11/01/2025	13077DOD7	85,000.00	AA-	Aa2	07/09/21	07/29/21	85,000.00	0.86	305.29	85,000.00	77,776.70
CA ST MUNICIPAL BONDS DTD 03/15/2023 4.846% 03/01/2027	13063D3N6	200,000.00	AA-	Aa2	03/09/23	03/15/23	200,000.00	4.85	430.76	200,000.00	205,352.00
Security Type Sub-Total		1,535,000.00					1,536,023.10	1.60	3,240.04	1,535,480.84	1,449,049.80



Managed Account Detail of Securities Held

For the Month Ending **March 31, 2023**

CITY OF LAKE ELSINORE - LAKE ELSINORE - CITY FUNDS

Security Type/Description Dated Date/Coupon/Maturity	CUSIP	Par	S&P Rating	Moody's Rating	Trade Date	Settle Date	Original Cost	YTM at Cost	Accrued Interest	Amortized Cost	Market Value
Federal Agency Commercial Mortgage-Backed Security											
FHMS K043 A2 DTD 03/01/2015 3.062% 12/01/2024	3137BGK24	250,000.00	AA+	Aaa	03/19/20	03/25/20	262,382.81	1.95	637.92	254,412.10	243,603.55
Security Type Sub-Total		250,000.00					262,382.81	1.95	637.92	254,412.10	243,603.55
Federal Agency Bond / Note											
FREDDIE MAC NOTES DTD 09/04/2020 0.250% 09/08/2023	3137EAEW5	225,000.00	AA+	Aaa	09/02/20	09/04/20	225,041.09	0.24	35.94	225,005.98	220,536.23
FREDDIE MAC NOTES DTD 09/04/2020 0.250% 09/08/2023	3137EAEW5	525,000.00	AA+	Aaa	09/02/20	09/04/20	524,826.75	0.26	83.85	524,974.78	514,584.52
FREDDIE MAC NOTES DTD 10/16/2020 0.125% 10/16/2023	3137EAEY1	325,000.00	AA+	Aaa	10/14/20	10/16/20	323,787.75	0.25	186.20	324,780.80	316,844.13
FREDDIE MAC NOTES DTD 11/05/2020 0.250% 11/06/2023	3137EAEZ8	350,000.00	AA+	Aaa	11/03/20	11/05/20	349,685.00	0.28	352.43	349,937.06	340,590.60
FANNIE MAE NOTES DTD 11/25/2020 0.250% 11/27/2023	3135G06H1	325,000.00	AA+	Aaa	11/23/20	11/25/20	324,629.50	0.29	279.86	324,918.94	315,434.60
FREDDIE MAC NOTES DTD 12/04/2020 0.250% 12/04/2023	3137EAF2	300,000.00	AA+	Aaa	12/02/20	12/04/20	299,703.00	0.28	243.75	299,933.01	290,929.50
FEDERAL HOME LOAN BANK NOTES DTD 04/16/2020 0.500% 04/14/2025	3130AJHU6	350,000.00	AA+	Aaa	04/15/20	04/16/20	348,264.00	0.60	811.81	349,291.89	325,178.70
FANNIE MAE NOTES DTD 04/24/2020 0.625% 04/22/2025	3135G03U5	350,000.00	AA+	Aaa	04/22/20	04/24/20	349,279.00	0.67	966.15	349,702.75	325,835.30
FREDDIE MAC NOTES DTD 07/23/2020 0.375% 07/21/2025	3137EAEU9	425,000.00	AA+	Aaa	07/21/20	07/23/20	422,883.50	0.48	309.90	424,022.98	390,681.25
FANNIE MAE NOTES DTD 08/27/2020 0.375% 08/25/2025	3135G05X7	350,000.00	AA+	Aaa	08/25/20	08/27/20	348,362.00	0.47	131.25	349,212.43	320,782.70
FEDERAL HOME LOAN BANK NOTES DTD 09/11/2020 0.375% 09/04/2025	3130AK5E2	150,000.00	AA+	Aaa	09/10/20	09/11/20	149,550.00	0.44	42.19	149,780.57	137,386.50
FREDDIE MAC NOTES DTD 09/25/2020 0.375% 09/23/2025	3137EAEX3	700,000.00	AA+	Aaa	09/23/20	09/25/20	697,893.00	0.44	58.33	698,953.43	640,225.60



Managed Account Detail of Securities Held

For the Month Ending **March 31, 2023**

CITY OF LAKE ELSINORE - LAKE ELSINORE - CITY FUNDS

Security Type/Description Dated Date/Coupon/Maturity	CUSIP	Par	S&P Rating	Moody's Rating	Trade Date	Settle Date	Original Cost	YTM at Cost	Accrued Interest	Amortized Cost	Market Value
Federal Agency Bond / Note											
FANNIE MAE NOTES DTD 11/12/2020 0.500% 11/07/2025	3135G06G3	650,000.00	AA+	Aaa	11/09/20	11/12/20	647,673.00	0.57	1,300.00	648,784.75	594,000.55
Security Type Sub-Total		5,025,000.00					5,011,577.59	0.42	4,801.66	5,019,299.37	4,733,010.18
Corporate Note											
PNC BANK NA CORP NOTES (CALLABLE) DTD 01/23/2019 3.500% 01/23/2024	693475AV7	400,000.00	A-	A3	02/12/19	02/15/19	402,848.00	3.34	2,644.44	400,427.52	392,482.80
CHARLES SCHWAB CORP NOTES (CALLABLE) DTD 03/18/2021 0.750% 03/18/2024	808513BN4	105,000.00	A	A2	03/16/21	03/18/21	104,947.50	0.77	28.44	104,983.14	99,888.71
BANK OF NY MELLON CORP NOTES (CALLABLE) DTD 04/26/2021 0.500% 04/26/2024	06406RAS6	210,000.00	A	A1	04/19/21	04/26/21	209,775.30	0.54	452.08	209,919.84	199,771.32
MORGAN STANLEY CORP NOTES DTD 04/28/2014 3.875% 04/29/2024	61746BDO6	400,000.00	A-	A1	07/19/19	07/23/19	422,916.00	2.59	6,544.44	405,183.07	395,051.60
AMERICAN HONDA FINANCE CORP NOTE DTD 06/27/2019 2.400% 06/27/2024	02665WCZ2	400,000.00	A-	A3	07/11/19	07/15/19	398,016.00	2.51	2,506.67	399,503.18	388,121.20
GOLDMAN SACHS GROUP INC (CALLABLE) BONDS DTD 07/08/2014 3.850% 07/08/2024	38141EC23	400,000.00	BBB+	A2	07/08/19	07/11/19	418,632.00	2.84	3,550.56	404,010.23	393,069.60
BMW US CAPITAL LLC CORPORATE NOTES DTD 08/12/2021 0.750% 08/12/2024	05565EBU8	70,000.00	A	A2	08/09/21	08/12/21	69,993.70	0.75	71.46	69,997.13	66,240.58
WALT DISNEY COMPANY/THE (CALLABLE) DTD 09/06/2019 1.750% 08/30/2024	254687FK7	400,000.00	BBB+	A2	09/03/19	09/06/19	398,368.00	1.84	602.78	399,536.40	384,575.60
JOHN DEERE CAPITAL CORP CORPORATE NOTES DTD 09/10/2021 0.625% 09/10/2024	24422EVU0	100,000.00	A	A2	09/07/21	09/10/21	99,935.00	0.65	36.46	99,968.69	94,694.50



Managed Account Detail of Securities Held

For the Month Ending **March 31, 2023**

CITY OF LAKE ELSINORE - LAKE ELSINORE - CITY FUNDS

Security Type/Description Dated Date/Coupon/Maturity	CUSIP	Par	S&P Rating	Moody's Rating	Trade Date	Settle Date	Original Cost	YTM at Cost	Accrued Interest	Amortized Cost	Market Value
Corporate Note											
PACCAR FINANCIAL CORP CORPORATE NOTES DTD 02/06/2020 1.800% 02/06/2025	69371RQ66	175,000.00	A+	A1	10/22/20	10/29/20	182,894.25	0.73	481.25	178,423.71	166,429.73
AMERICAN EXPRESS CO CORP NOTES (CALLABLE) DTD 03/04/2022 2.250% 03/04/2025	025816CQ0	80,000.00	BBB+	A2	03/01/22	03/04/22	79,919.20	2.29	135.00	79,948.17	75,933.12
ROCHE HOLDINGS INC (CALLABLE) CORPORATE DTD 03/10/2022 2.132% 03/10/2025	771196BT8	410,000.00	AA	Aa2	03/03/22	03/10/22	410,000.00	2.13	509.90	410,000.00	391,755.41
HOME DEPOT INC (CALLABLE) CORPORATE NOTE DTD 03/28/2022 2.700% 04/15/2025	437076CM2	25,000.00	A	A2	03/24/22	03/28/22	24,956.25	2.76	311.25	24,970.74	24,187.50
CITIGROUP INC CORP NOTES DTD 04/27/2015 3.300% 04/27/2025	172967JP7	225,000.00	BBB+	A3	08/28/20	09/01/20	249,738.75	0.88	3,176.25	236,022.50	217,125.90
CINTAS CORPORATION NO. 2 CORP NOTE (CALL) DTD 05/03/2022 3.450% 05/01/2025	17252MAP5	65,000.00	A-	A3	04/26/22	05/03/22	64,985.70	3.46	934.38	64,990.05	63,522.68
USAA CAPITAL CORP CORPORATE NOTES DTD 05/26/2022 3.375% 05/01/2025	90327OD89	225,000.00	AA	Aa1	05/23/22	05/26/22	224,264.25	3.49	3,164.06	224,477.21	217,997.10
GENERAL DYNAMICS CORP (CALLABLE) CORP NO DTD 05/11/2018 3.500% 05/15/2025	369550BG2	225,000.00	A-	A3	10/16/20	10/20/20	252,247.50	0.80	2,975.00	237,106.23	220,095.45
JPMORGAN CHASE & CO (CALLABLE) CORP NOTE DTD 06/01/2021 0.824% 06/01/2025	46647PCH7	315,000.00	A-	A1	05/24/21	06/01/21	315,000.00	0.82	865.20	315,000.00	298,597.95
AMAZON INC CORP NOTES (CALLABLE) DTD 06/03/2020 0.800% 06/03/2025	023135BQ8	475,000.00	AA	A1	06/03/20	06/05/20	474,767.25	0.81	1,245.56	474,898.68	440,467.03
NATIONAL AUSTRALIA BK/NY CORPORATE NOTES DTD 06/09/2022 3.500% 06/09/2025	63254ABD9	250,000.00	AA-	Aa3	05/31/22	06/09/22	250,000.00	3.50	2,722.22	250,000.00	242,419.00



Managed Account Detail of Securities Held

For the Month Ending **March 31, 2023**

CITY OF LAKE ELSINORE - LAKE ELSINORE - CITY FUNDS

Security Type/Description Dated Date/Coupon/Maturity	CUSIP	Par	S&P Rating	Moody's Rating	Trade Date	Settle Date	Original Cost	YTM at Cost	Accrued Interest	Amortized Cost	Market Value
Corporate Note											
NATIONAL RURAL UTIL COOP CORPORATE NOTES DTD 05/04/2022 3.450% 06/15/2025	63743HFE7	50,000.00	A-	A2	04/27/22	05/04/22	49,986.50	3.46	507.92	49,990.44	48,522.25
IBM CORP CORPORATE NOTES DTD 07/27/2022 4.000% 07/27/2025	459200KS9	225,000.00	A-	A3	07/20/22	07/27/22	225,000.00	4.00	1,600.00	225,000.00	222,448.73
BANK OF AMERICA CORP NOTES DTD 07/30/2015 3.875% 08/01/2025	06051GFS3	225,000.00	A-	A2	08/18/20	08/20/20	256,918.50	0.93	1,453.13	240,067.23	220,001.40
ABBOTT LABORATORIES CORPORATE NOTES (CAL DTD 03/22/2017 3.875% 09/15/2025	002824BM1	225,000.00	AA-	A1	09/24/20	09/28/20	257,845.50	0.86	387.50	240,382.61	222,825.15
BANK OF AMERICA CORP NOTES (CALLABLE) DTD 12/06/2021 1.530% 12/06/2025	06051GKE8	225,000.00	A-	A2	12/01/21	12/06/21	225,000.00	1.53	1,099.69	225,000.00	210,806.55
JPMORGAN CHASE & CO CORP NOTES (CALLABLE DTD 02/24/2022 2.595% 02/24/2026	46647PCV6	175,000.00	A-	A1	02/16/22	02/24/22	175,000.00	2.60	466.74	175,000.00	166,674.73
UNITEDHEALTH GROUP INC (CALLABLE) CORPOR DTD 05/19/2021 1.150% 05/15/2026	91324PEC2	225,000.00	A+	A3	05/17/21	05/19/21	224,608.50	1.19	977.50	224,755.04	204,341.18
BMW US CAPITAL LLC (CALLABLE) CORPORATE DTD 08/12/2021 1.250% 08/12/2026	05565EBW4	175,000.00	A	A2	08/12/21	08/16/21	174,947.50	1.26	297.74	174,964.59	156,920.58
CATERPILLAR FINL SERVICE CORPORATE NOTES DTD 01/10/2022 1.700% 01/08/2027	14913R2U0	225,000.00	A	A2	01/11/22	01/13/22	223,863.75	1.81	881.88	224,140.17	205,272.23
TARGET CORP CORP NOTES (CALLABLE) DTD 01/24/2022 1.950% 01/15/2027	87612EBM7	40,000.00	A	A2	01/19/22	01/24/22	39,932.00	1.99	164.67	39,948.17	36,981.84
BANK OF NY MELLON CORP (CALLABLE) CORPOR DTD 01/26/2022 2.050% 01/26/2027	06406RBA4	475,000.00	A	A1	01/26/22	01/28/22	473,945.50	2.10	1,758.16	474,192.94	426,122.98



Managed Account Detail of Securities Held

For the Month Ending **March 31, 2023**

CITY OF LAKE ELSINORE - LAKE ELSINORE - CITY FUNDS

Security Type/Description Dated Date/Coupon/Maturity	CUSIP	Par	S&P Rating	Moody's Rating	Trade Date	Settle Date	Original Cost	YTM at Cost	Accrued Interest	Amortized Cost	Market Value
Corporate Note											
MICROSOFT CORP CORP NOTES (CALLABLE) DTD 02/06/2017 3.300% 02/06/2027	594918BY9	750,000.00	AAA	Aaa	03/14/23	03/17/23	721,942.50	4.36	3,781.25	722,238.47	735,940.50
AMERICAN EXPRESS CO CORP NOTES (CALLABLE) DTD 03/04/2022 2.550% 03/04/2027	025816CS6	300,000.00	BBB+	A2	01/13/23	01/18/23	277,203.00	4.59	573.75	278,308.03	277,332.30
BERKSHIRE HATHAWAY CORP NOTES (CALLABLE) DTD 03/15/2022 2.300% 03/15/2027	084664CZ2	475,000.00	AA	Aa2	03/15/22	03/17/22	466,089.00	2.70	485.56	467,945.46	448,794.25
CHARLES SCHWAB CORP NOTES (CALLABLE) DTD 09/24/2021 3.300% 04/01/2027	808513BW4	300,000.00	A	A2	02/17/23	02/22/23	284,925.00	4.66	4,950.00	285,307.15	276,603.90
NATIONAL AUSTRALIA BK/NY CORPORATE NOTES DTD 06/09/2022 3.905% 06/09/2027	63254ABE7	500,000.00	AA-	Aa3	01/13/23	01/18/23	488,325.00	4.50	6,074.44	488,856.67	489,807.00
APPLE INC (CALLABLE) BONDS DTD 09/12/2017 2.900% 09/12/2027	037833DB3	775,000.00	AA+	Aaa	01/19/23	01/23/23	741,062.75	3.94	1,186.18	742,425.85	739,968.45
TOYOTA MOTOR CREDIT CORP CORPORATE NOTES DTD 01/12/2023 4.625% 01/12/2028	89236TKQ7	375,000.00	A+	A1	02/08/23	02/10/23	376,282.50	4.55	3,805.99	376,246.82	379,041.00
NATIONAL RURAL UTIL COOP CORP NOTES (CAL DTD 02/07/2018 3.400% 02/07/2028	637432NP6	350,000.00	A-	A1	02/17/23	02/22/23	329,189.00	4.76	1,785.00	329,625.67	332,439.10
BRISTOL-MYERS SQUIBB CO CORP NOTES (CALL DTD 07/15/2020 3.900% 02/20/2028	110122DE5	375,000.00	A+	A2	03/09/23	03/13/23	358,263.75	4.93	1,665.63	358,439.92	367,566.75
Security Type Sub-Total		11,420,000.00					11,424,534.90	2.80	66,860.13	11,332,201.72	10,940,837.65
Certificate of Deposit											



Managed Account Detail of Securities Held

For the Month Ending **March 31, 2023**

CITY OF LAKE ELSINORE - LAKE ELSINORE - CITY FUNDS

Security Type/Description Dated Date/Coupon/Maturity	CUSIP	Par	S&P Rating	Moody's Rating	Trade Date	Settle Date	Original Cost	YTM at Cost	Accrued Interest	Amortized Cost	Market Value
Certificate of Deposit											
TORONTO DOMINION BANK NY CERT DEPOS DTD 10/31/2022 5.600% 10/27/2025	89115B6K1	450,000.00	A	A1	10/27/22	10/31/22	450,000.00	5.58	10,640.00	450,000.00	449,739.00
NORDEA BANK ABP NEW YORK CERT DEPOS DTD 11/03/2022 5.530% 11/03/2025	65558UYF3	450,000.00	AA-	Aa3	11/02/22	11/03/22	450,000.00	5.53	10,230.50	450,000.00	453,139.65
Security Type Sub-Total		900,000.00					900,000.00	5.56	20,870.50	900,000.00	902,878.65
Asset-Backed Security											
GMALT 2021-1 A4 DTD 02/24/2021 0.330% 02/20/2025	36261RAD0	85,000.00	NR	Aaa	02/17/21	02/24/21	84,987.17	0.33	8.57	84,993.92	84,252.35
GMALT 2021-2 A4 DTD 05/26/2021 0.410% 05/20/2025	380144AD7	35,000.00	AAA	NR	05/18/21	05/26/21	34,997.05	0.41	4.38	34,998.42	34,177.29
HART 2021-A A3 DTD 04/28/2021 0.380% 09/15/2025	44933LAC7	57,128.64	AAA	NR	04/20/21	04/28/21	57,122.63	0.38	9.65	57,125.27	55,424.05
NAROT 2021-A A3 DTD 06/23/2021 0.330% 10/15/2025	65480BAC1	273,072.88	AAA	Aaa	06/15/21	06/23/21	273,068.26	0.33	40.05	273,070.16	262,799.39
TAOT 2021-B A3 DTD 06/14/2021 0.260% 11/17/2025	89190GAC1	278,383.99	AAA	NR	06/08/21	06/14/21	278,354.01	0.26	32.17	278,366.17	268,579.06
HAROT 2021-4 A3 DTD 11/24/2021 0.880% 01/21/2026	43815GAC3	100,000.00	NR	Aaa	11/16/21	11/24/21	99,978.92	0.89	24.44	99,985.76	95,414.99
CARMX 2021-2 A3 DTD 04/21/2021 0.520% 02/17/2026	14314OAC8	89,088.86	AAA	NR	04/13/21	04/21/21	89,069.66	0.52	20.59	89,077.39	86,011.81
HART 2021-C A3 DTD 11/17/2021 0.740% 05/15/2026	44935FAD6	80,000.00	AAA	NR	11/09/21	11/17/21	79,982.14	0.75	26.31	79,987.59	76,374.26
DCENT 2021-A1 A1 DTD 09/27/2021 0.580% 09/15/2026	254683CP8	195,000.00	AAA	Aaa	09/20/21	09/27/21	194,958.25	0.58	50.27	194,970.93	183,240.37
GMCAR 2021-4 A3 DTD 10/21/2021 0.680% 09/16/2026	362554AC1	85,000.00	AAA	Aaa	10/13/21	10/21/21	84,997.83	0.68	24.08	84,998.47	80,596.32



Managed Account Detail of Securities Held

For the Month Ending **March 31, 2023**

CITY OF LAKE ELSINORE - LAKE ELSINORE - CITY FUNDS

Security Type/Description Dated Date/Coupon/Maturity	CUSIP	Par	S&P Rating	Moody's Rating	Trade Date	Settle Date	Original Cost	YTM at Cost	Accrued Interest	Amortized Cost	Market Value
Asset-Backed Security											
CARMX 2022-3 A3 DTD 07/20/2022 3.970% 04/15/2027	14318MAD1	210,000.00	AAA	NR	07/12/22	07/20/22	209,995.04	3.97	370.53	209,995.77	205,584.83
NAROT 2022-B A3 DTD 09/28/2022 4.460% 05/17/2027	65480JAC4	140,000.00	AAA	Aaa	09/20/22	09/28/22	139,971.03	4.46	277.51	139,974.20	138,969.18
GMCAR 2022-4 A3 DTD 10/12/2022 4.820% 08/16/2027	36265QAD8	275,000.00	AAA	NR	10/04/22	10/12/22	274,954.93	4.82	552.29	274,959.29	275,665.50
TAOT 2023-A A3 DTD 01/30/2023 4.630% 09/15/2027	891940AC2	245,000.00	AAA	NR	01/24/23	01/30/23	244,999.88	4.63	504.16	244,999.88	244,676.21
COMET 2022-A3 A DTD 11/03/2022 4.950% 10/15/2027	14041NGB1	245,000.00	AAA	NR	10/27/22	11/03/22	244,961.56	4.95	539.00	244,964.73	247,525.53
HDMOT 2023-A A3 DTD 02/23/2023 5.050% 12/15/2027	41285JAD0	170,000.00	NR	Aaa	02/13/23	02/23/23	169,982.88	5.05	381.56	169,983.24	171,302.59
FORDO 2023-A A3 DTD 03/31/2023 4.650% 02/15/2028	344928AD8	130,000.00	AAA	NR	03/28/23	03/31/23	129,986.44	4.65	16.79	129,986.45	130,238.44
Security Type Sub-Total		2,692,674.37					2,692,367.68	2.71	2,882.35	2,692,437.64	2,640,832.17
Managed Account Sub-Total		53,152,674.37					51,615,166.07	2.86	236,084.47	51,690,828.28	50,363,475.91
Joint Powers Authority											
CAMP Pool		15,909.15	AAAm	NR			15,909.15		0.00	15,909.15	15,909.15
Liquid Sub-Total		15,909.15					15,909.15		0.00	15,909.15	15,909.15
Securities Sub-Total		\$53,168,583.52					\$51,631,075.22	2.86%	\$236,084.47	\$51,706,737.43	\$50,379,385.06
Accrued Interest											\$236,084.47
Total Investments											\$50,615,469.53



Managed Account Fair Market Value & Analytics

For the Month Ending **March 31, 2023**

CITY OF LAKE ELSINORE - LAKE ELSINORE - CITY FUNDS

Security Type/Description Dated Date/Coupon/Maturity	CUSIP	Par	Broker	Next Call Date	Market Price	Market Value	Unreal G/L On Cost	Unreal G/L Amort Cost	Effective Duration	YTM at Mkt
U.S. Treasury Bond / Note										
US TREASURY N/B NOTES DTD 01/31/2022 0.875% 01/31/2024	91282CDV0	6,275,000.00	CITIGRP		96.83	6,075,964.53	40,198.91	(6,511.76)	0.83	4.78
US TREASURY NOTES DTD 12/31/2019 1.750% 12/31/2024	912828YY0	500,000.00	WELLS_F		95.92	479,609.40	(54,804.66)	(34,096.26)	1.72	4.19
US TREASURY NOTES DTD 06/30/2020 0.250% 06/30/2025	912828ZW3	250,000.00	GOLDMAN		92.16	230,390.62	(14,765.63)	(17,038.78)	2.25	3.92
US TREASURY NOTES DTD 06/30/2020 0.250% 06/30/2025	912828ZW3	450,000.00	MERRILL		92.16	414,703.13	(28,951.17)	(31,997.43)	2.25	3.92
US TREASURY NOTES DTD 12/31/2020 0.375% 12/31/2025	91282CBC4	150,000.00	CITIGRP		91.13	136,687.50	(10,365.23)	(11,504.19)	2.74	3.80
US TREASURY NOTES DTD 12/31/2020 0.375% 12/31/2025	91282CBC4	350,000.00	JPM_CHA		91.13	318,937.50	(25,921.88)	(27,965.18)	2.74	3.80
US TREASURY NOTES DTD 12/31/2020 0.375% 12/31/2025	91282CBC4	400,000.00	CITIGRP		91.13	364,500.00	(23,468.75)	(27,363.12)	2.74	3.80
US TREASURY NOTES DTD 12/31/2020 0.375% 12/31/2025	91282CBC4	450,000.00	JPM_CHA		91.13	410,062.50	(36,105.47)	(37,543.97)	2.74	3.80
US TREASURY NOTES DTD 12/31/2020 0.375% 12/31/2025	91282CBC4	650,000.00	BNP_PAR		91.13	592,312.50	(39,939.45)	(45,937.31)	2.74	3.80
US TREASURY NOTES DTD 12/31/2020 0.375% 12/31/2025	91282CBC4	825,000.00	CITIGRP		91.13	751,781.25	(62,455.08)	(66,354.86)	2.74	3.80
US TREASURY N/B NOTES DTD 04/30/2021 0.750% 04/30/2026	91282CBW0	75,000.00	BMO		91.16	68,367.19	(3,090.82)	(4,038.58)	3.04	3.82
US TREASURY N/B NOTES DTD 04/30/2021 0.750% 04/30/2026	91282CBW0	950,000.00	CITIGRP		91.16	865,984.37	(60,859.38)	(67,475.45)	3.04	3.82
US TREASURY N/B NOTES DTD 07/31/2021 0.625% 07/31/2026	91282CCP4	200,000.00	BMO		90.19	180,375.00	1,367.19	(1,684.34)	3.30	3.78
US TREASURY N/B NOTES DTD 07/31/2021 0.625% 07/31/2026	91282CCP4	250,000.00	HSBC		90.19	225,468.75	(781.25)	(5,859.58)	3.30	3.78
US TREASURY N/B NOTES DTD 07/31/2021 0.625% 07/31/2026	91282CCP4	750,000.00	BMO		90.19	676,406.25	(14,062.50)	(23,868.61)	3.30	3.78
US TREASURY N/B NOTES DTD 07/31/2021 0.625% 07/31/2026	91282CCP4	800,000.00	HSBC		90.19	721,500.00	(10,843.75)	(23,016.40)	3.30	3.78
US TREASURY N/B NOTES DTD 07/31/2021 0.625% 07/31/2026	91282CCP4	900,000.00	MERRILL		90.19	811,687.50	(7,347.66)	(23,316.32)	3.30	3.78



Managed Account Fair Market Value & Analytics

For the Month Ending **March 31, 2023**

CITY OF LAKE ELSINORE - LAKE ELSINORE - CITY FUNDS

Security Type/Description Dated Date/Coupon/Maturity	CUSIP	Par	Broker	Next Call Date	Market Price	Market Value	Unreal G/L On Cost	Unreal G/L Amort Cost	Effective Duration	YTM at Mkt
U.S. Treasury Bond / Note										
US TREASURY N/B NOTES DTD 07/31/2021 0.625% 07/31/2026	91282CCP4	900,000.00	BMO		90.19	811,687.50	(7,875.00)	(20,613.72)	3.30	3.78
US TREASURY NOTES DTD 11/15/2016 2.000% 11/15/2026	912828U24	250,000.00	BMO		94.03	235,078.12	6,933.59	4,736.17	3.48	3.78
US TREASURY NOTES DTD 11/15/2016 2.000% 11/15/2026	912828U24	975,000.00	BMO		94.03	916,804.69	9,711.92	5,615.32	3.48	3.78
US TREASURY NOTES DTD 11/15/2016 2.000% 11/15/2026	912828U24	2,100,000.00	HSBC		94.03	1,974,656.25	20,589.84	8,927.32	3.48	3.78
US TREASURY NOTES DTD 11/15/2016 2.000% 11/15/2026	912828U24	9,500,000.00	JPM_CHA		94.03	8,932,968.75	10,390.62	(20,173.91)	3.48	3.78
US TREASURY N/B NOTES DTD 04/30/2022 2.750% 04/30/2027	91282CEN7	1,200,000.00	BNP_PAR		96.38	1,156,500.00	1,078.12	(564.38)	3.84	3.71
US TREASURY N/B NOTES DTD 07/31/2022 2.750% 07/31/2027	91282CFB2	800,000.00	BMO		96.30	770,375.04	23,843.79	22,979.25	4.09	3.68
Security Type Sub-Total		29,950,000.00				28,122,808.34	(287,523.70)	(454,666.09)	2.78	4.00
Supra-National Agency Bond / Note										
INTL BK OF RECON AND DEV NOTE DTD 04/20/2021 0.125% 04/20/2023	459058JV6	245,000.00	TD		99.76	244,412.25	(80.60)	(574.55)	0.06	4.45
INTL BK RECON & DEVELOP NOTES DTD 11/24/2020 0.250% 11/24/2023	459058JM6	500,000.00	TD		97.11	485,567.00	(13,358.00)	(14,200.33)	0.65	4.81
INTER-AMERICAN DEVEL BK NOTES DTD 09/23/2021 0.500% 09/23/2024	4581X0DZ8	635,000.00	JPM_CHA		94.56	600,476.32	(34,053.78)	(34,291.73)	1.48	4.33
Security Type Sub-Total		1,380,000.00				1,330,455.57	(47,492.38)	(49,066.61)	0.91	4.53
Municipal Bond / Note										
CT ST TXBL GO BONDS DTD 06/11/2020 1.998% 07/01/2024	20772KJW0	60,000.00	SIEBERT		96.70	58,020.60	(1,979.40)	(1,979.40)	1.24	4.74
CHAFFEY UHSD, CA TXBL GO BONDS DTD 12/05/2019 2.101% 08/01/2024	157411TK5	100,000.00	RBC		96.74	96,740.00	(3,260.00)	(3,260.00)	1.32	4.64
NY ST URBAN DEV CORP TXBL REV BONDS DTD 12/23/2020 0.870% 03/15/2025	650036DT0	325,000.00	WELLS_F		93.12	302,646.50	(22,353.50)	(22,353.50)	1.94	4.58



Managed Account Fair Market Value & Analytics

For the Month Ending **March 31, 2023**

CITY OF LAKE ELSINORE - LAKE ELSINORE - CITY FUNDS

Security Type/Description Dated Date/Coupon/Maturity	CUSIP	Par	Broker	Next Call Date	Market Price	Market Value	Unreal G/L On Cost	Unreal G/L Amort Cost	Effective Duration	YTM at Mkt
Municipal Bond / Note										
UNIV OF CAL TXBL REV BONDS DTD 07/16/2020 0.883% 05/15/2025	91412HGE7	85,000.00	JPM_CHA	04/15/25	93.05	79,092.50	(5,907.50)	(5,907.50)	2.02	4.34
FL ST BOARD OF ADMIN TXBL REV BONDS DTD 09/16/2020 1.258% 07/01/2025	341271AD6	65,000.00	MERRILL		93.16	60,554.00	(4,905.55)	(4,661.98)	2.22	4.48
FL ST BOARD OF ADMIN TXBL REV BONDS DTD 09/16/2020 1.258% 07/01/2025	341271AD6	85,000.00	MERRILL		93.16	79,186.00	(6,377.55)	(6,078.86)	2.22	4.48
FL ST BOARD OF ADMIN TXBL REV BONDS DTD 09/16/2020 1.258% 07/01/2025	341271AD6	160,000.00	MERRILL		93.16	149,056.00	(10,944.00)	(10,944.00)	2.22	4.48
MN ST TXBL GO BONDS DTD 08/25/2020 0.630% 08/01/2025	60412AVJ9	100,000.00	MORGAN_		91.89	91,890.00	(8,110.00)	(8,110.00)	2.32	4.32
SAN JUAN USD, CA TXBL GO BONDS DTD 10/29/2020 0.852% 08/01/2025	798306WP7	130,000.00	KEYBANC		92.30	119,988.70	(10,011.30)	(10,011.30)	2.31	4.35
LOS ANGELES CCD, CA TXBL GO BONDS DTD 11/10/2020 0.773% 08/01/2025	54438CYK2	140,000.00	MERRILL		91.96	128,746.80	(11,253.20)	(11,253.20)	2.32	4.43
CA ST UNIV TXBL REV BONDS DTD 07/29/2021 0.862% 11/01/2025	13077DOD7	85,000.00	JPM_CHA		91.50	77,776.70	(7,223.30)	(7,223.30)	2.55	4.37
CA ST MUNICIPAL BONDS DTD 03/15/2023 4.846% 03/01/2027	13063D3N6	200,000.00	WELLS_F		102.68	205,352.00	5,352.00	5,352.00	3.61	4.10
Security Type Sub-Total		1,535,000.00				1,449,049.80	(86,973.30)	(86,431.04)	2.29	4.43
Federal Agency Commercial Mortgage-Backed Security										
FHMS K043 A2 DTD 03/01/2015 3.062% 12/01/2024	3137BGK24	250,000.00	CITIGRP		97.44	243,603.55	(18,779.26)	(10,808.55)	1.58	4.66
Security Type Sub-Total		250,000.00				243,603.55	(18,779.26)	(10,808.55)	1.58	4.66
Federal Agency Bond / Note										
FREDDIE MAC NOTES DTD 09/04/2020 0.250% 09/08/2023	3137EAEW5	225,000.00	NOMURA		98.02	220,536.23	(4,504.86)	(4,469.75)	0.44	4.87
FREDDIE MAC NOTES DTD 09/04/2020 0.250% 09/08/2023	3137EAEW5	525,000.00	WELLS_F		98.02	514,584.52	(10,242.23)	(10,390.26)	0.44	4.87
FREDDIE MAC NOTES DTD 10/16/2020 0.125% 10/16/2023	3137EAEY1	325,000.00	WELLS_F		97.49	316,844.13	(6,943.62)	(7,936.67)	0.54	4.85



Managed Account Fair Market Value & Analytics

For the Month Ending **March 31, 2023**

CITY OF LAKE ELSINORE - LAKE ELSINORE - CITY FUNDS

Security Type/Description Dated Date/Coupon/Maturity	CUSIP	Par	Broker	Next Call Date	Market Price	Market Value	Unreal G/L On Cost	Unreal G/L Amort Cost	Effective Duration	YTM at Mkt
Federal Agency Bond / Note										
FREDDIE MAC NOTES DTD 11/05/2020 0.250% 11/06/2023	3137EAEZ8	350,000.00	CITIGRP		97.31	340,590.60	(9,094.40)	(9,346.46)	0.60	4.85
FANNIE MAE NOTES DTD 11/25/2020 0.250% 11/27/2023	3135G06H1	325,000.00	NOMURA		97.06	315,434.60	(9,194.90)	(9,484.34)	0.66	4.85
FREDDIE MAC NOTES DTD 12/04/2020 0.250% 12/04/2023	3137EAF2	300,000.00	CITIGRP		96.98	290,929.50	(8,773.50)	(9,003.51)	0.68	4.84
FEDERAL HOME LOAN BANK NOTES DTD 04/16/2020 0.500% 04/14/2025	3130AJHU6	350,000.00	CITIGRP		92.91	325,178.70	(23,085.30)	(24,113.19)	2.03	4.16
FANNIE MAE NOTES DTD 04/24/2020 0.625% 04/22/2025	3135G03U5	350,000.00	CITIGRP		93.10	325,835.30	(23,443.70)	(23,867.45)	2.04	4.15
FREDDIE MAC NOTES DTD 07/23/2020 0.375% 07/21/2025	3137EAEU9	425,000.00	WELLS_F		91.93	390,681.25	(32,202.25)	(33,341.73)	2.30	4.08
FANNIE MAE NOTES DTD 08/27/2020 0.375% 08/25/2025	3135G05X7	350,000.00	BARCLAY		91.65	320,782.70	(27,579.30)	(28,429.73)	2.39	4.06
FEDERAL HOME LOAN BANK NOTES DTD 09/11/2020 0.375% 09/04/2025	3130AK5E2	150,000.00	WELLS_F		91.59	137,386.50	(12,163.50)	(12,394.07)	2.42	4.05
FREDDIE MAC NOTES DTD 09/25/2020 0.375% 09/23/2025	3137EAEX3	700,000.00	CITIGRP		91.46	640,225.60	(57,667.40)	(58,727.83)	2.47	4.03
FANNIE MAE NOTES DTD 11/12/2020 0.500% 11/07/2025	3135G06G3	650,000.00	BARCLAY		91.38	594,000.55	(53,672.45)	(54,784.20)	2.58	4.02
Security Type Sub-Total		5,025,000.00				4,733,010.18	(278,567.41)	(286,289.19)	1.59	4.40
Corporate Note										
PNC BANK NA CORP NOTES (CALLABLE) DTD 01/23/2019 3.500% 01/23/2024	693475AV7	400,000.00	CITIGRP	12/23/23	98.12	392,482.80	(10,365.20)	(7,944.72)	0.72	5.89
CHARLES SCHWAB CORP NOTES (CALLABLE) DTD 03/18/2021 0.750% 03/18/2024	808513BN4	105,000.00	CSFB	02/18/24	95.13	99,888.71	(5,058.79)	(5,094.43)	0.88	6.01
BANK OF NY MELLON CORP NOTES (CALLABLE) DTD 04/26/2021 0.500% 04/26/2024	06406RAS6	210,000.00	JPM_CHA	03/26/24	95.13	199,771.32	(10,003.98)	(10,148.52)	0.99	5.23
MORGAN STANLEY CORP NOTES DTD 04/28/2014 3.875% 04/29/2024	61746BDO6	400,000.00	WELLS_FA		98.76	395,051.60	(27,864.40)	(10,131.47)	1.05	5.06



Managed Account Fair Market Value & Analytics

For the Month Ending **March 31, 2023**

CITY OF LAKE ELSINORE - LAKE ELSINORE - CITY FUNDS

Security Type/Description Dated Date/Coupon/Maturity	CUSIP	Par	Broker	Next Call Date	Market Price	Market Value	Unreal G/L On Cost	Unreal G/L Amort Cost	Effective Duration	YTM at Mkt
Corporate Note										
AMERICAN HONDA FINANCE CORP NOTE DTD 06/27/2019 2.400% 06/27/2024	02665WCZ2	400,000.00	WELLS_FA		97.03	388,121.20	(9,894.80)	(11,381.98)	1.22	4.89
GOLDMAN SACHS GROUP INC (CALLABLE) BONDS DTD 07/08/2014 3.850% 07/08/2024	38141EC23	400,000.00	SUSQ	04/08/24	98.27	393,069.60	(25,562.40)	(10,940.63)	1.00	5.27
BMW US CAPITAL LLC CORPORATE NOTES DTD 08/12/2021 0.750% 08/12/2024	05565EBU8	70,000.00	GOLDMAN		94.63	66,240.58	(3,753.12)	(3,756.55)	1.36	4.86
WALT DISNEY COMPANY/THE (CALLABLE) DTD 09/06/2019 1.750% 08/30/2024	254687FK7	400,000.00	JPM_CHAS	07/30/24	96.14	384,575.60	(13,792.40)	(14,960.80)	1.32	4.59
JOHN DEERE CAPITAL CORP CORPORATE NOTES DTD 09/10/2021 0.625% 09/10/2024	24422EVU0	100,000.00	HSBC		94.69	94,694.50	(5,240.50)	(5,274.19)	1.44	4.46
PACCAR FINANCIAL CORP CORPORATE NOTES DTD 02/06/2020 1.800% 02/06/2025	69371RQ66	175,000.00	MERRILL		95.10	166,429.73	(16,464.52)	(11,993.98)	1.82	4.59
AMERICAN EXPRESS CO CORP NOTES (CALLABLE) DTD 03/04/2022 2.250% 03/04/2025	025816CO0	80,000.00	BARCLAY	02/01/25	94.92	75,933.12	(3,986.08)	(4,015.05)	1.80	5.05
ROCHE HOLDINGS INC (CALLABLE) CORPORATE DTD 03/10/2022 2.132% 03/10/2025	771196BT8	410,000.00	DEUTSCH	02/10/25	95.55	391,755.41	(18,244.59)	(18,244.59)	1.83	4.55
HOME DEPOT INC (CALLABLE) CORPORATE NOTE DTD 03/28/2022 2.700% 04/15/2025	437076CM2	25,000.00	MORGAN_	03/15/25	96.75	24,187.50	(768.75)	(783.24)	1.90	4.38
CITIGROUP INC CORP NOTES DTD 04/27/2015 3.300% 04/27/2025	172967JP7	225,000.00	MKTX		96.50	217,125.90	(32,612.85)	(18,896.60)	1.99	5.10
CINTAS CORPORATION NO. 2 CORP NOTE (CALL DTD 05/03/2022 3.450% 05/01/2025	17252MAP5	65,000.00	KEYBANC	04/01/25	97.73	63,522.68	(1,463.02)	(1,467.37)	1.92	4.60
USAA CAPITAL CORP CORPORATE NOTES DTD 05/26/2022 3.375% 05/01/2025	90327OD89	225,000.00	MERRILL		96.89	217,997.10	(6,267.15)	(6,480.11)	2.00	4.96
GENERAL DYNAMICS CORP (CALLABLE) CORP NO DTD 05/11/2018 3.500% 05/15/2025	369550BG2	225,000.00	JPM_CHA	03/15/25	97.82	220,095.45	(32,152.05)	(17,010.78)	1.88	4.59



Managed Account Fair Market Value & Analytics

For the Month Ending **March 31, 2023**

CITY OF LAKE ELSINORE - LAKE ELSINORE - CITY FUNDS

Security Type/Description Dated Date/Coupon/Maturity	CUSIP	Par	Broker	Next Call Date	Market Price	Market Value	Unreal G/L On Cost	Unreal G/L Amort Cost	Effective Duration	YTM at Mkt
Corporate Note										
JPMORGAN CHASE & CO (CALLABLE) CORP NOTE DTD 06/01/2021 0.824% 06/01/2025	46647PCH7	315,000.00	JPM_CHA	06/01/24	94.79	298,597.95	(16,402.05)	(16,402.05)	1.16	3.33
AMAZON INC CORP NOTES (CALLABLE) DTD 06/03/2020 0.800% 06/03/2025	023135BO8	475,000.00	GOLDMAN	05/03/25	92.73	440,467.03	(34,300.22)	(34,431.65)	2.07	4.34
NATIONAL AUSTRALIA BK/NY CORPORATE NOTES DTD 06/09/2022 3.500% 06/09/2025	63254ABD9	250,000.00	CITIGRP		96.97	242,419.00	(7,581.00)	(7,581.00)	2.11	4.98
NATIONAL RURAL UTIL COOP CORPORATE NOTES DTD 05/04/2022 3.450% 06/15/2025	63743HFE7	50,000.00	RBC		97.04	48,522.25	(1,464.25)	(1,468.19)	2.12	4.88
IBM CORP CORPORATE NOTES DTD 07/27/2022 4.000% 07/27/2025	459200KS9	225,000.00	JPM_CHA		98.87	222,448.73	(2,551.27)	(2,551.27)	2.23	4.52
BANK OF AMERICA CORP NOTES DTD 07/30/2015 3.875% 08/01/2025	06051GFS3	225,000.00	MERRILL		97.78	220,001.40	(36,917.10)	(20,065.83)	2.24	4.89
ABBOTT LABORATORIES CORPORATE NOTES (CAL DTD 03/22/2017 3.875% 09/15/2025	002824BM1	225,000.00	US_BANC	06/15/25	99.03	222,825.15	(35,020.35)	(17,557.46)	2.13	4.29
BANK OF AMERICA CORP NOTES (CALLABLE) DTD 12/06/2021 1.530% 12/06/2025	06051GKE8	225,000.00	MERRILL	12/06/24	93.69	210,806.55	(14,193.45)	(14,193.45)	1.66	4.03
JPMORGAN CHASE & CO CORP NOTES (CALLABLE DTD 02/24/2022 2.595% 02/24/2026	46647PCV6	175,000.00	JPM_CHA	02/24/25	95.24	166,674.73	(8,325.27)	(8,325.27)	1.86	4.36
UNITEDHEALTH GROUP INC (CALLABLE) CORPOR DTD 05/19/2021 1.150% 05/15/2026	91324PEC2	225,000.00	CITIGRP	04/15/26	90.82	204,341.18	(20,267.32)	(20,413.86)	2.98	4.32
BMW US CAPITAL LLC (CALLABLE) CORPORATE DTD 08/12/2021 1.250% 08/12/2026	05565EBW4	175,000.00	MITSU	07/12/26	89.67	156,920.58	(18,026.92)	(18,044.01)	3.22	4.60
CATERPILLAR FINL SERVICE CORPORATE NOTES DTD 01/10/2022 1.700% 01/08/2027	14913R2U0	225,000.00	JPM_CHA		91.23	205,272.23	(18,591.52)	(18,867.94)	3.65	4.24



Managed Account Fair Market Value & Analytics

For the Month Ending **March 31, 2023**

CITY OF LAKE ELSINORE - LAKE ELSINORE - CITY FUNDS

Security Type/Description Dated Date/Coupon/Maturity	CUSIP	Par	Broker	Next Call Date	Market Price	Market Value	Unreal G/L On Cost	Unreal G/L Amort Cost	Effective Duration	YTM at Mkt
Corporate Note										
TARGET CORP CORP NOTES (CALLABLE) DTD 01/24/2022 1.950% 01/15/2027	87612EBM7	40,000.00	CITIGRP	12/15/26	92.45	36,981.84	(2,950.16)	(2,966.33)	3.57	4.12
BANK OF NY MELLON CORP (CALLABLE) CORPOR DTD 01/26/2022 2.050% 01/26/2027	06406RBA4	475,000.00	DEUTSCH	12/26/26	89.71	426,122.98	(47,822.52)	(48,069.96)	3.60	5.04
MICROSOFT CORP CORP NOTES (CALLABLE) DTD 02/06/2017 3.300% 02/06/2027	594918BY9	750,000.00	GOLDMAN	11/06/26	98.13	735,940.50	13,998.00	13,702.03	3.40	3.83
AMERICAN EXPRESS CO CORP NOTES (CALLABLE) DTD 03/04/2022 2.550% 03/04/2027	025816CS6	300,000.00	RBS	02/01/27	92.44	277,332.30	129.30	(975.73)	3.66	4.68
BERKSHIRE HATHAWAY CORP NOTES (CALLABLE) DTD 03/15/2022 2.300% 03/15/2027	084664CZ2	475,000.00	SEEL	02/15/27	94.48	448,794.25	(17,294.75)	(19,151.21)	3.72	3.81
CHARLES SCHWAB CORP NOTES (CALLABLE) DTD 09/24/2021 3.300% 04/01/2027	808513BW4	300,000.00	BARCLAY	01/01/27	92.20	276,603.90	(8,321.10)	(8,703.25)	3.49	5.50
NATIONAL AUSTRALIA BK/NY CORPORATE NOTES DTD 06/09/2022 3.905% 06/09/2027	63254ABE7	500,000.00	CBAA		97.96	489,807.00	1,482.00	950.33	3.86	4.44
APPLE INC (CALLABLE) BONDS DTD 09/12/2017 2.900% 09/12/2027	037833DB3	775,000.00	TD	06/12/27	95.48	739,968.45	(1,094.30)	(2,457.40)	3.97	4.02
TOYOTA MOTOR CREDIT CORP CORPORATE NOTES DTD 01/12/2023 4.625% 01/12/2028	89236TKQ7	375,000.00	WELLS_F		101.08	379,041.00	2,758.50	2,794.18	4.31	4.37
NATIONAL RURAL UTIL COOP CORP NOTES (CAL DTD 02/07/2018 3.400% 02/07/2028	637432NP6	350,000.00	MORGAN_	11/07/27	94.98	332,439.10	3,250.10	2,813.43	4.27	4.56
BRISTOL-MYERS SQUIBB CO CORP NOTES (CALL DTD 07/15/2020 3.900% 02/20/2028	110122DE5	375,000.00	MKTX	11/20/27	98.02	367,566.75	9,303.00	9,126.83	4.26	4.35
Security Type Sub-Total		11,420,000.00				10,940,837.65	(483,697.25)	(391,364.07)	2.59	4.57



Managed Account Fair Market Value & Analytics

For the Month Ending **March 31, 2023**

CITY OF LAKE ELSINORE - LAKE ELSINORE - CITY FUNDS

Security Type/Description Dated Date/Coupon/Maturity	CUSIP	Par	Broker	Next Call Date	Market Price	Market Value	Unreal G/L On Cost	Unreal G/L Amort Cost	Effective Duration	YTM at Mkt
Certificate of Deposit										
TORONTO DOMINION BANK NY CERT DEPOS DTD 10/31/2022 5.600% 10/27/2025	89115B6K1	450,000.00	TD		99.94	449,739.00	(261.00)	(261.00)	3.26	5.59
NORDEA BANK ABP NEW YORK CERT DEPOS DTD 11/03/2022 5.530% 11/03/2025	65558UYF3	450,000.00	WELLS_F		100.70	453,139.65	3,139.65	3,139.65	2.40	5.24
Security Type Sub-Total		900,000.00				902,878.65	2,878.65	2,878.65	2.83	5.41
Asset-Backed Security										
GMALT 2021-1 A4 DTD 02/24/2021 0.330% 02/20/2025	36261RAD0	85,000.00	RBC		99.12	84,252.35	(734.82)	(741.57)	0.21	0.80
GMALT 2021-2 A4 DTD 05/26/2021 0.410% 05/20/2025	380144AD7	35,000.00	SOCGEN		97.65	34,177.29	(819.76)	(821.13)	0.55	1.53
HART 2021-A A3 DTD 04/28/2021 0.380% 09/15/2025	44933LAC7	57,128.64	BARCLAY		97.02	55,424.05	(1,698.58)	(1,701.22)	0.61	1.62
NAROT 2021-A A3 DTD 06/23/2021 0.330% 10/15/2025	65480BAC1	273,072.88	MITSU		96.24	262,799.39	(10,268.87)	(10,270.77)	0.74	1.85
TAOT 2021-B A3 DTD 06/14/2021 0.260% 11/17/2025	89190GAC1	278,383.99	CITIGRP		96.48	268,579.06	(9,774.95)	(9,787.11)	0.70	1.63
HAROT 2021-4 A3 DTD 11/24/2021 0.880% 01/21/2026	43815GAC3	100,000.00	MERRILL		95.42	95,414.99	(4,563.93)	(4,570.77)	1.08	2.57
CARMX 2021-2 A3 DTD 04/21/2021 0.520% 02/17/2026	14314OAC8	89,088.86	MERRILL		96.55	86,011.81	(3,057.85)	(3,065.58)	0.68	1.75
HART 2021-C A3 DTD 11/17/2021 0.740% 05/15/2026	44935FAD6	80,000.00	SMBC		95.47	76,374.26	(3,607.88)	(3,613.33)	1.04	2.24
DCENT 2021-A1 A1 DTD 09/27/2021 0.580% 09/15/2026	254683CP8	195,000.00	CITIGRP		93.97	183,240.37	(11,717.88)	(11,730.56)	1.42	2.40
GMCAR 2021-4 A3 DTD 10/21/2021 0.680% 09/16/2026	362554AC1	85,000.00	JPM_CHA		94.82	80,596.32	(4,401.51)	(4,402.15)	1.12	2.24
CARMX 2022-3 A3 DTD 07/20/2022 3.970% 04/15/2027	14318MAD1	210,000.00	RBC		97.90	205,584.83	(4,410.21)	(4,410.94)	1.60	4.54
NAROT 2022-B A3 DTD 09/28/2022 4.460% 05/17/2027	65480JAC4	140,000.00	WELLS_F		99.26	138,969.18	(1,001.85)	(1,005.02)	1.93	4.66



Managed Account Fair Market Value & Analytics

For the Month Ending **March 31, 2023**

CITY OF LAKE ELSINORE - LAKE ELSINORE - CITY FUNDS

Security Type/Description Dated Date/Coupon/Maturity	CUSIP	Par	Broker	Next Call Date	Market Price	Market Value	Unreal G/L On Cost	Unreal G/L Amort Cost	Effective Duration	YTM at Mkt
Asset-Backed Security										
GMCAR 2022-4 A3 DTD 10/12/2022 4.820% 08/16/2027	36265OAD8	275,000.00	RBC		100.24	275,665.50	710.57	706.21	1.90	4.76
TAOT 2023-A A3 DTD 01/30/2023 4.630% 09/15/2027	891940AC2	245,000.00	MERRILL		99.87	244,676.21	(323.67)	(323.67)	2.07	4.66
COMET 2022-A3 A DTD 11/03/2022 4.950% 10/15/2027	14041NGB1	245,000.00	RBC		101.03	247,525.53	2,563.97	2,560.80	2.34	4.70
HDMOT 2023-A A3 DTD 02/23/2023 5.050% 12/15/2027	41285JAD0	170,000.00	JPM_CHA		100.77	171,302.59	1,319.71	1,319.35	2.18	4.87
FORDO 2023-A A3 DTD 03/31/2023 4.650% 02/15/2028	344928AD8	130,000.00	BNP_PAR		100.18	130,238.44	252.00	251.99	2.25	4.61
Security Type Sub-Total		2,692,674.37				2,640,832.17	(51,535.51)	(51,605.47)	1.48	3.39
Managed Account Sub-Total		53,152,674.37				50,363,475.91	(1,251,690.16)	(1,327,352.37)	2.49	4.19
Joint Powers Authority										
CAMP Pool		15,909.15			1.00	15,909.15	0.00	0.00	0.00	
Liquid Sub-Total		15,909.15				15,909.15	0.00	0.00	0.00	
Securities Sub-Total		\$53,168,583.52				\$50,379,385.06	(\$1,251,690.16)	(\$1,327,352.37)	2.49	4.19%
Accrued Interest						\$236,084.47				
Total Investments						\$50,615,469.53				



Managed Account Security Transactions & Interest

For the Month Ending **March 31, 2023**

CITY OF LAKE ELSINORE - LAKE ELSINORE - CITY FUNDS

Transaction Type		Security Description	CUSIP	Par	Principal Proceeds	Accrued Interest	Total	Realized G/L Cost	Realized G/L Amort Cost	Sale Method
Trade	Settle									
BUY										
03/02/23	03/06/23	US TREASURY N/B NOTES DTD 07/31/2022 2.750% 07/31/2027	91282CFB2	800,000.00	(746,531.25)	(2,066.30)	(748,597.55)			
03/09/23	03/13/23	BRISTOL-MYERS SQUIBB CO CORP NOTES (CALL DTD 07/15/2020 3.900% 02/20/2028	110122DE5	375,000.00	(358,263.75)	(934.38)	(359,198.13)			
03/09/23	03/15/23	CA ST MUNICIPAL BONDS DTD 03/15/2023 4.846% 03/01/2027	13063D3N6	200,000.00	(200,000.00)	0.00	(200,000.00)			
03/14/23	03/17/23	MICROSOFT CORP CORP NOTES (CALLABLE) DTD 02/06/2017 3.300% 02/06/2027	594918BY9	750,000.00	(721,942.50)	(2,818.75)	(724,761.25)			
03/28/23	03/31/23	FORDO 2023-A A3 DTD 03/31/2023 4.650% 02/15/2028	344928AD8	130,000.00	(129,986.44)	0.00	(129,986.44)			
Transaction Type Sub-Total				2,255,000.00	(2,156,723.94)	(5,819.43)	(2,162,543.37)			
INTEREST										
03/01/23	03/25/23	FHMS K043 A2 DTD 03/01/2015 3.062% 12/01/2024	3137BGK24	250,000.00	0.00	637.92	637.92			
03/04/23	03/04/23	AMERICAN EXPRESS CO CORP NOTES (CALLABLE DTD 03/04/2022 2.250% 03/04/2025	025816CQ0	80,000.00	0.00	900.00	900.00			
03/04/23	03/04/23	AMERICAN EXPRESS CO CORP NOTES (CALLABLE DTD 03/04/2022 2.550% 03/04/2027	025816CS6	300,000.00	0.00	3,825.00	3,825.00			
03/04/23	03/04/23	FEDERAL HOME LOAN BANK NOTES DTD 09/11/2020 0.375% 09/04/2025	3130AK5E2	150,000.00	0.00	281.25	281.25			
03/08/23	03/08/23	FREDDIE MAC NOTES DTD 09/04/2020 0.250% 09/08/2023	3137EAEW5	750,000.00	0.00	937.50	937.50			
03/10/23	03/10/23	JOHN DEERE CAPITAL CORP CORPORATE NOTES DTD 09/10/2021 0.625% 09/10/2024	24422EVU0	100,000.00	0.00	312.50	312.50			
03/10/23	03/10/23	ROCHE HOLDINGS INC (CALLABLE) CORPORATE DTD 03/10/2022 2.132% 03/10/2025	771196BT8	410,000.00	0.00	4,370.60	4,370.60			



Managed Account Security Transactions & Interest

For the Month Ending **March 31, 2023**

CITY OF LAKE ELSINORE - LAKE ELSINORE - CITY FUNDS

Transaction Type		Security Description	CUSIP	Par	Principal	Accrued	Total	Realized G/L	Realized G/L	Sale
Trade	Settle				Proceeds	Interest		Cost	Amort Cost	
INTEREST										
03/12/23	03/12/23	APPLE INC (CALLABLE) BONDS DTD 09/12/2017 2.900% 09/12/2027	037833DB3	775,000.00	0.00	11,237.50		11,237.50		
03/15/23	03/15/23	CARMX 2021-2 A3 DTD 04/21/2021 0.520% 02/17/2026	14314OAC8	94,444.15	0.00	40.93		40.93		
03/15/23	03/15/23	CARMX 2022-3 A3 DTD 07/20/2022 3.970% 04/15/2027	14318MAD1	210,000.00	0.00	694.75		694.75		
03/15/23	03/15/23	HART 2021-A A3 DTD 04/28/2021 0.380% 09/15/2025	44933LAC7	61,330.92	0.00	19.42		19.42		
03/15/23	03/15/23	NAROT 2022-B A3 DTD 09/28/2022 4.460% 05/17/2027	65480JAC4	140,000.00	0.00	520.33		520.33		
03/15/23	03/15/23	NAROT 2021-A A3 DTD 06/23/2021 0.330% 10/15/2025	65480BAC1	289,336.83	0.00	79.57		79.57		
03/15/23	03/15/23	NY ST URBAN DEV CORP TXBL REV BONDS DTD 12/23/2020 0.870% 03/15/2025	650036DT0	325,000.00	0.00	1,413.75		1,413.75		
03/15/23	03/15/23	DCENT 2021-A1 A1 DTD 09/27/2021 0.580% 09/15/2026	254683CP8	195,000.00	0.00	94.25		94.25		
03/15/23	03/15/23	TAOT 2021-B A3 DTD 06/14/2021 0.260% 11/17/2025	89190GAC1	296,281.73	0.00	64.19		64.19		
03/15/23	03/15/23	TAOT 2023-A A3 DTD 01/30/2023 4.630% 09/15/2027	891940AC2	245,000.00	0.00	945.29		945.29		
03/15/23	03/15/23	ABBOTT LABORATORIES CORPORATE NOTES (CAL DTD 03/22/2017 3.875% 09/15/2025	002824BM1	225,000.00	0.00	4,359.38		4,359.38		
03/15/23	03/15/23	BERKSHIRE HATHAWAY CORP NOTES (CALLABLE) DTD 03/15/2022 2.300% 03/15/2027	084664CZ2	475,000.00	0.00	5,462.50		5,462.50		
03/15/23	03/15/23	HART 2021-C A3 DTD 11/17/2021 0.740% 05/15/2026	44935FAD6	80,000.00	0.00	49.33		49.33		
03/15/23	03/15/23	HDMOT 2023-A A3 DTD 02/23/2023 5.050% 12/15/2027	41285JAD0	170,000.00	0.00	524.64		524.64		
03/15/23	03/15/23	COMET 2022-A3 A DTD 11/03/2022 4.950% 10/15/2027	14041NGB1	245,000.00	0.00	1,010.63		1,010.63		



Managed Account Security Transactions & Interest

For the Month Ending **March 31, 2023**

CITY OF LAKE ELSINORE - LAKE ELSINORE - CITY FUNDS

Transaction Type		Security Description	CUSIP	Par	Principal	Accrued	Total	Realized G/L	Realized G/L	Sale
Trade	Settle				Proceeds	Interest		Cost	Amort Cost	Method
INTEREST										
03/16/23	03/16/23	GMCAR 2022-4 A3 DTD 10/12/2022 4.820% 08/16/2027	36265QAD8	275,000.00	0.00	1,104.58	1,104.58			
03/16/23	03/16/23	GMCAR 2021-4 A3 DTD 10/21/2021 0.680% 09/16/2026	362554AC1	85,000.00	0.00	48.17	48.17			
03/18/23	03/18/23	CHARLES SCHWAB CORP NOTES (CALLABLE) DTD 03/18/2021 0.750% 03/18/2024	808513BN4	105,000.00	0.00	393.75	393.75			
03/20/23	03/20/23	GMALT 2021-2 A4 DTD 05/26/2021 0.410% 05/20/2025	380144AD7	35,000.00	0.00	11.96	11.96			
03/20/23	03/20/23	GMALT 2021-1 A4 DTD 02/24/2021 0.330% 02/20/2025	36261RAD0	85,000.00	0.00	23.38	23.38			
03/21/23	03/21/23	HAROT 2021-4 A3 DTD 11/24/2021 0.880% 01/21/2026	43815GAC3	100,000.00	0.00	73.33	73.33			
03/23/23	03/23/23	FREDDIE MAC NOTES DTD 09/25/2020 0.375% 09/23/2025	3137EAEX3	700,000.00	0.00	1,312.50	1,312.50			
03/23/23	03/23/23	INTER-AMERICAN DEVEL BK NOTES DTD 09/23/2021 0.500% 09/23/2024	4581X0DZ8	635,000.00	0.00	1,587.50	1,587.50			
Transaction Type Sub-Total				7,886,393.63	0.00	42,336.40	42,336.40			
MATURITY										
03/17/23	03/17/23	CREDIT SUISSE NEW YORK CERT DEPOS DTD 03/23/2021 0.590% 03/17/2023	22552G3C2	250,000.00	250,000.00	1,495.49	251,495.49	0.00	0.00	
Transaction Type Sub-Total				250,000.00	250,000.00	1,495.49	251,495.49	0.00	0.00	
PAYDOWNS										
03/15/23	03/15/23	TAOT 2021-B A3 DTD 06/14/2021 0.260% 11/17/2025	89190GAC1	17,897.74	17,897.74	0.00	17,897.74	1.93	0.00	
03/15/23	03/15/23	CARMX 2021-2 A3 DTD 04/21/2021 0.520% 02/17/2026	14314QAC8	5,355.29	5,355.29	0.00	5,355.29	1.15	0.00	
03/15/23	03/15/23	HART 2021-A A3 DTD 04/28/2021 0.380% 09/15/2025	44933LAC7	4,202.28	4,202.28	0.00	4,202.28	0.44	0.00	



Managed Account Security Transactions & Interest

For the Month Ending **March 31, 2023**

CITY OF LAKE ELSINORE - LAKE ELSINORE - CITY FUNDS

Transaction Type		Security Description	CUSIP	Par	Principal Proceeds	Accrued Interest	Total	Realized G/L Cost	Realized G/L Amort Cost	Sale Method
Trade	Settle									
PAYDOWNS										
03/15/23	03/15/23	NAROT 2021-A A3 DTD 06/23/2021 0.330% 10/15/2025	65480BAC1	16,263.95	16,263.95	0.00	16,263.95	0.27	0.00	
Transaction Type Sub-Total				43,719.26	43,719.26	0.00	43,719.26	3.79	0.00	
SELL										
03/02/23	03/06/23	FREDDIE MAC NOTES DTD 09/04/2020 0.250% 09/08/2023	3137EAEW5	150,000.00	146,293.50	185.42	146,478.92	(3,733.89)	(3,711.14)	FIFO
03/08/23	03/15/23	US TREASURY N/B NOTES DTD 01/31/2022 0.875% 01/31/2024	91282CDV0	200,000.00	192,343.75	207.87	192,551.62	(31.25)	(1,178.02)	FIFO
03/09/23	03/13/23	US TREASURY N/B NOTES DTD 01/31/2022 0.875% 01/31/2024	91282CDV0	400,000.00	384,890.63	396.41	385,287.04	140.63	(2,072.43)	FIFO
03/14/23	03/17/23	US TREASURY NOTES DTD 11/15/2016 2.000% 11/15/2026	912828U24	50,000.00	46,576.17	337.02	46,913.19	947.26	552.32	FIFO
03/14/23	03/17/23	US TREASURY NOTES DTD 11/15/2016 2.000% 11/15/2026	912828U24	350,000.00	326,033.21	2,359.11	328,392.32	3,458.99	580.75	FIFO
03/28/23	03/31/23	US TREASURY N/B NOTES DTD 01/31/2022 0.875% 01/31/2024	91282CDV0	125,000.00	121,254.88	178.26	121,433.14	1,020.50	102.58	FIFO
Transaction Type Sub-Total				1,275,000.00	1,217,392.14	3,664.09	1,221,056.23	1,802.24	(5,725.94)	
Managed Account Sub-Total					(645,612.54)	41,676.55	(603,935.99)	1,806.03	(5,725.94)	
Total Security Transactions					(645,612.54)	\$41,676.55	(\$603,935.99)	\$1,806.03	(\$5,725.94)	



Account Statement

For the Month Ending **March 31, 2023**

CITY OF LAKE ELSINORE - LAKE ELSINORE - CITY FUNDS

Trade Date	Settlement Date	Transaction Description	Share or Unit Price	Dollar Amount of Transaction	Total Shares Owned
CAMP Pool					
Opening Balance					622,218.03
03/06/23	03/06/23	Purchase - Interest 025816CQ0	1.00	900.00	623,118.03
03/06/23	03/06/23	Purchase - Interest 025816CS6	1.00	3,825.00	626,943.03
03/06/23	03/06/23	Purchase - Interest 3130AK5E2	1.00	281.25	627,224.28
03/06/23	03/06/23	Purchase - Principal 3137EAEW5	1.00	146,293.50	773,517.78
03/06/23	03/06/23	Purchase - Interest 3137EAEW5	1.00	185.42	773,703.20
03/06/23	03/06/23	Redemption - Interest 91282CFB2	1.00	(2,066.30)	771,636.90
03/06/23	03/06/23	Redemption - Principal 91282CFB2	1.00	(746,531.25)	25,105.65
03/08/23	03/08/23	Purchase - Interest 3137EAEW5	1.00	937.50	26,043.15
03/10/23	03/10/23	Purchase - Interest 24422EVU0	1.00	312.50	26,355.65
03/10/23	03/10/23	Purchase - Interest 771196BT8	1.00	4,370.60	30,726.25
03/13/23	03/13/23	Purchase - Interest 037833DB3	1.00	11,237.50	41,963.75
03/13/23	03/13/23	Purchase - Interest 91282CDV0	1.00	396.41	42,360.16
03/13/23	03/13/23	Purchase - Principal 91282CDV0	1.00	384,890.63	427,250.79
03/13/23	03/13/23	Redemption - Principal 110122DE5	1.00	(358,263.75)	68,987.04
03/13/23	03/13/23	Redemption - Interest 110122DE5	1.00	(934.38)	68,052.66
03/15/23	03/15/23	Class Action GSE Proceeds Individual Portfolio Interest from 3/13/2023	1.00	805.03	68,857.69
03/15/23	03/15/23	Purchase - Interest 14041NGB1	1.00	1,010.63	69,868.32
03/15/23	03/15/23	Purchase - Interest 002824BM1	1.00	4,359.38	74,227.70
03/15/23	03/15/23	Purchase - Interest 084664CZ2	1.00	5,462.50	79,690.20
03/15/23	03/15/23	Purchase - Interest 650036DT0	1.00	1,413.75	81,103.95
03/15/23	03/15/23	Purchase - Interest 14314QAC8	1.00	40.93	81,144.88



Account Statement

For the Month Ending **March 31, 2023**

CITY OF LAKE ELSINORE - LAKE ELSINORE - CITY FUNDS

Trade Date	Settlement Date	Transaction Description	Share or Unit Price	Dollar Amount of Transaction	Total Shares Owned
CAMP Pool					
03/15/23	03/15/23	Purchase - Interest 14318MAD1	1.00	694.75	81,839.63
03/15/23	03/15/23	Purchase - Interest 254683CP8	1.00	94.25	81,933.88
03/15/23	03/15/23	Purchase - Interest 41285JAD0	1.00	524.64	82,458.52
03/15/23	03/15/23	Purchase - Interest 44933LAC7	1.00	19.42	82,477.94
03/15/23	03/15/23	Purchase - Interest 44935FAD6	1.00	49.33	82,527.27
03/15/23	03/15/23	Purchase - Interest 65480BAC1	1.00	79.57	82,606.84
03/15/23	03/15/23	Purchase - Interest 65480JAC4	1.00	520.33	83,127.17
03/15/23	03/15/23	Purchase - Interest 89190GAC1	1.00	64.19	83,191.36
03/15/23	03/15/23	Purchase - Interest 891940AC2	1.00	945.29	84,136.65
03/15/23	03/15/23	Purchase - Interest 91282CDV0	1.00	207.87	84,344.52
03/15/23	03/15/23	Purchase - Principal 91282CDV0	1.00	192,343.75	276,688.27
03/15/23	03/15/23	Purchase - Principal 14314QAC8	1.00	5,355.29	282,043.56
03/15/23	03/15/23	Purchase - Principal 44933LAC7	1.00	4,202.28	286,245.84
03/15/23	03/15/23	Purchase - Principal 65480BAC1	1.00	16,263.95	302,509.79
03/15/23	03/15/23	Purchase - Principal 89190GAC1	1.00	17,897.74	320,407.53
03/15/23	03/15/23	Redemption - Principal 13063D3N6	1.00	(200,000.00)	120,407.53
03/16/23	03/16/23	Purchase - Interest 36265QAD8	1.00	1,104.58	121,512.11
03/16/23	03/16/23	Purchase - Interest 362554AC1	1.00	48.17	121,560.28
03/17/23	03/17/23	Purchase - Interest 912828U24	1.00	2,696.13	124,256.41
03/17/23	03/17/23	Purchase - Principal 912828U24	1.00	372,609.38	496,865.79
03/17/23	03/17/23	Purchase - Principal 22552G3C2	1.00	251,495.49	748,361.28
03/17/23	03/17/23	Redemption - Principal 594918BY9	1.00	(721,942.50)	26,418.78



Account Statement

For the Month Ending **March 31, 2023**

CITY OF LAKE ELSINORE - LAKE ELSINORE - CITY FUNDS

Trade Date	Settlement Date	Transaction Description	Share or Unit Price	Dollar Amount of Transaction	Total Shares Owned
CAMP Pool					
03/17/23	03/17/23	Redemption - Interest 594918BY9	1.00	(2,818.75)	23,600.03
03/20/23	03/20/23	Purchase - Interest 808513BN4	1.00	393.75	23,993.78
03/20/23	03/20/23	Purchase - Interest 380144AD7	1.00	11.96	24,005.74
03/20/23	03/20/23	Purchase - Interest 36261RAD0	1.00	23.38	24,029.12
03/21/23	03/21/23	Purchase - Interest 43815GAC3	1.00	73.33	24,102.45
03/23/23	03/23/23	Purchase - Interest 3137EAEX3	1.00	1,312.50	25,414.95
03/23/23	03/23/23	Purchase - Interest 4581X0DZ8	1.00	1,587.50	27,002.45
03/24/23	03/24/23	IP Fees February 2023	1.00	(3,480.21)	23,522.24
03/24/23	03/24/23	U.S. Bank Fees January 2023	1.00	(222.43)	23,299.81
03/27/23	03/27/23	Purchase - Interest 3137BGK24	1.00	637.92	23,937.73
03/31/23	03/31/23	Purchase - Interest 91282CDV0	1.00	178.26	24,115.99
03/31/23	03/31/23	Purchase - Principal 91282CDV0	1.00	121,254.88	145,370.87
03/31/23	03/31/23	Redemption - Principal 344928AD8	1.00	(129,986.44)	15,384.43
03/31/23	04/03/23	Accrual Income Div Reinvestment - Distributions	1.00	524.72	15,909.15



Account Statement

For the Month Ending **March 31, 2023**

CITY OF LAKE ELSINORE - LAKE ELSINORE - CITY FUNDS

Trade Date	Settlement Date	Transaction Description	Share or Unit Price	Dollar Amount of Transaction	Total Shares Owned
Closing Balance					15,909.15
	Month of March	Fiscal YTD January-March			
Opening Balance	622,218.03	46,870.41	Closing Balance	15,909.15	
Purchases	1,559,937.13	22,863,236.52	Average Monthly Balance	130,168.89	
Redemptions (Excl. Checks)	(2,166,246.01)	(22,894,197.78)	Monthly Distribution Yield	4.80%	
Check Disbursements	0.00	0.00			
Closing Balance	15,909.15	15,909.15			
Cash Dividends and Income	524.72	22,838.37			