

20) **Purchase of One (1) Agricultural Tractor**

Approve and authorize the City Manager to execute a Purchase Order with Quinn AG Products for the purchase of one (1) New Agricultural Tractor Model MF 7700 series in the amount of \$86,476.30 (including tax).



REPORT TO CITY COUNCIL

To: Honorable Mayor or Members of the City Council

From: Jason Simpson, City Manager

Prepared by: Rick DeSantiago, Public Works Manager

Date: December 13, 2022

Subject: **Purchase of One (1) Agricultural Tractor**

Recommendation

Approve and authorize the City Manager to execute a Purchase Order with Quinn AG Products for the purchase of one (1) New Agricultural Tractor Model MF 7700 series in the amount of \$86,476.30 (including tax).

Background

Currently, Public Works Operations has 2 Agricultural Tractor's that were purchased new in August of 2004. The Agricultural Tractor is used daily for various operations such as; operating the beach tech, barber rake, deck mower and herbicide sprayer. This tractor features 4-wheel drive function that would be required for use in sand, mud, heavy brush, dirt and debris from construction sites.

The department has an on-going need for an additional Agricultural Tractor to avoid operational down time in the support of Public Works maintenance staff during field operations.

Discussion

The purchase of this tractor will improve the City's ability to deliver greater impacting maintenance services for both routine scheduled maintenance and emergency maintenance. This tractor will have all the features and capabilities needed to perform at a higher operational rate utilizing internal resources.

Quinn AG Products machinery and equipment has been competitively bid and priced on BuyBoard, Contract # 611-20, with an expiration date of 5/31/2023. BuyBoard has been competitively procured and awarded by the Cooperative. The BuyBoard Purchasing Cooperative is an administrative agency created in accordance with various state statutes. Its purpose is to

Agricultural Tractor Purchase

obtain the benefits and efficiencies that can accrue to members of a cooperative, to comply with state procurement requirements, and to identify qualified vendors of commodities, goods, and services. The Cooperative also relieves the burdens of governmental purchasing by effectively using current technology and realizing economies of scale. The Cooperative is governed by a board of trustees that represent members from schools, cities, and counties. The board's primary function is to govern the Cooperative and award all the contracts directly with no delegation of authority to staff. Because all contracts are advertised and solicited directly by the Cooperative, no lead agency is involved.

Fiscal Impact

Funds are available in the Fiscal Year 2022-23 Internal Service Fund Operating Budget.

Attachments

Attachment 1 - Quote



Date: October 6, 2022

Prepared for: City of Lake Elsinore

Highlighted Standard Features/Attachments

MASSEY FERGUSON 6713 TRACTOR
MF6713 CAB DELUXE 4WD
FRONT TIRES: 380/85R24
REAR TIRES: R460/85R34
10 FRONT WEIGHTS
3 MECHANICALLY CONTROLLED SPOOL VALVES
ENGINE: 4.4L 4-CYL AGCO POWER
TIER 4 FINAL AND CARB CERTIFIED

Sale Price	\$	79,512.00
Sales Tax	\$	6,957.30
CA Tire Fee	\$	7.00
Total	\$	86,476.30

WARRANTY: 2 YEARS/2,000 HOURS (WHICHEVER COMES FIRST)
NOTE: WARRANTY COVERS PARTS AND LABOR, NOT TRANSPORT OR TRAVEL

Thank you for your interest in Quinn AG Products. This quote is valid for 30 days. If you have any questions, please call or email me.

Devon Kreyenhagen

Ag Products Sales Representative

(831) 277-9511 Cell

devon.kreyenhagen@quinncompany.com

Acceptance Signature

Print Name

Title

Date





MASSEY FERGUSON

MF 6700 PLATFORM

(F.O.B. PORT OF ENTRY)

DELUXE TRACTOR FEATURES

ENGINE SYSTEM

- 4.4L 4-Cylinder AGCO Power
- EPA Tier 4 Final and CARB Certified
- Air Cleaner: Dual Element Dry Type
- Air Cleaner Intake, Under Hood
- Vertical Exhaust
- Cooling System: Antifreeze 50/50 Mix
- Cold Starting Aid: Intake Heater

HORSEPOWER

(Max Engine @ 2000 RPM; Rated Engine & PTO @ 2200 RPM)

MF6712 Deluxe Powershuttle:

120 Max Engine HP, 115 Engine HP, 99 PTO HP

MF6713 Deluxe Powershuttle:

130 Max Engine HP, 125 Engine HP, 109 PTO HP

FRONT AXLE

- 4wd: Dana 730 Center Driveline, Open Differential, Standard Hydraulically Actuated Differential Lock Push Button 4WD Engagement

POWERTRAIN

- Transmission: 25 mph (40 kph)
12 X 12 Power Shuttle with Electro-Hydraulic Shuttle Lever, 6 Synchronized Gears, 2 Ranges
- Rear Axle: Inboard Planetary Final Drives, with Push Button Operated Mechanical Differential Lock, Flanged Rear Axle
- Brakes: Independent Oil Immersed Wet Disc Brakes with Independent Foot Pedal Operation
- Hook and Lever Parking Brake
- PTO: Independent 540/540E/1000 RPM Speeds, 6 and 21 Spline Flanged Shafts standard (1.375 In. Diameter), Independent Wet Disc Clutch, Electro-hydraulic Engagement

HYDRAULIC SYSTEM

- Implement System:
Open Center System, Engine Driven Gear Pump, 15.1 GPM, combined to 26 GPM (98 LPM) Flow
Optional Cable-controlled Loader Joystick with Mid Valves
- 2 Mechanical Controlled Spool Valves (1 x DA KO FL + 1 x DA KO FL)
- Rear Linkage:
ASAE Category III / II with Telescopic Ball Ends
Lift Capacity at 24": 9392 lbs (4260 kg)
2 Adjustable Rear Linkage Turnbuckles, Top Line Draft Sensing
Standard Telescopic Stabilizers
- Swing Offset Drawbar with 350/400/500mm Positions, Cat 2 Clevis

ELECTRICAL

- 12 Volt DC, Negative Ground
- Intake Air Pre Heater
- High Capacity Wet Charge, Maintenance Free SAE 720 CCA Battery
- 80 AMP Alternator
- Ignition: Key with Safety Start
- Keyed Engine Shutoff
- Lighting: 4 Headlights, 2 Rear Marker Light Assemblies
- 2 Mid Mounted Worklights
- Engine RPM Memory Switch
- Rear Brake Lights
- Standard 1 Rear Work Light
- 7 Pin ASAE Outlet Socket
- 30 Amp Auxiliary Electrical Socket

INSTRUMENTS

- Digital and Analog Dash Display with Performance Monitor
- Analog Engine Tachometer
- Analog Fuel Gauge
- Analog Engine Temperature
- Digital Transmission Display
- Digital Hour Meter
- Operation and Service Lights

OPERATOR ENVIRONMENT (PLATFORM MODELS)

- Flat Floor Platform - ISO Mounted
- Rubber Floor Mat
- Hand Rails with Glass Heat Shields
- Lever Controlled 3-Point Linkage with Easy Lift/Lower Option and Draft Control
- 2 Post Folding ROPS
- Tilt Steering Column
- Mechanical Spring Suspension Seat with Armrests and Wider Seat Cushion
- Retractable Seat Belt
- Cup Holder
- Pendant Style (Suspended) Foot Pedals
- Hand and Foot Throttle
- Left Side and Right Side Foot Step Entry
- External 3-Point Lift Control on Left Hand Side Fender

OTHER STANDARD FEATURES

- One-Piece Tilting Hood
- Rear Fender Side Extensions
- Fuel Tank Guard
- Rear Oil Catcher
- Tool Box
- SMV Sign

MF6713 NOT FOR SALE IN STATE OF NEBRASKA

March 2022

Model Number: MF6713
Model Year: 2022

QQ Number: QQ-0659733
Serial Number:

Invoice Number:
Order Number:

Dealership Name: Quinn Company
Location: Riverside (632902)

MF 6700 PLATFORM

(F.O.B. PORT OF ENTRY)



MASSEY FERGUSON

LOADER FEATURES

MF941X AND MF946X LOADERS

FITS ALL MF5700 / MF6700 GLOBAL SERIES TRACTORS

- One Piece Main Frame with Tapered Arms and Single Cross Member, Powder Painted with Corrosion Protection
- Quick Attach Loader Frame Mount with Pin Lock and Built in Parking Stands
- 5 mm High Tensile, Tapered Box Section Frame
- 70 mm Arm Profile
- 75 mm Double Acting Lift Cylinders (**MF941X**)
- 70 mm Double Acting Lift Cylinders (**MF946X**)
- 75 mm Double Acting Bucket Cylinders (**MF941X**)
- 75 mm Double Acting Bucket Cylinders, Equal Displacement (**MF946X**)
- Hydraulic Lines Routed Inside Main Frame for Protection and Visibility
- Pivots have Recessed Greasable Galvanized Steel Pins with Bushings at Key Points
- 4-Flat Face Hydraulic Tips on Boom and Bucket Circuits
- Protective Hose Cover
- Bucket Level Indicator
- **MF941X**: 2220 lbs (1007 kg) Lift Capacity to Full Height, 31.5 inches, (800 mm) Forward of Pivot Pin per ASABE 301.3 at 2828 PSI
- **MF946X**: 3500 lbs (1588 kg) Lift Capacity to Full Height, 31.5 inches, (800 mm) Forward of Pivot Pin per ASABE 301.3 at 2828 PSI
- Maximum Lift Height: 148 inches at Pivot
- Rated Hydraulic Pressure: 2828 PSI
- Maximum Roll Back Angle: 49 Degrees
- Maximum Dump Angle: 42 Degrees
- Universal Euro Hook Type Implement Attachments
- Grille Guard Standard

MFFL.3723 AND MFFL.3819 LOADERS

FITS ALL MF5700 / MF6700 GLOBAL SERIES TRACTORS

- One Piece 5 mm High Tensile Main Frame with Tapered and Emboss Arms
- Quick Attach Implement Mounting with Euro Style Single Lever Locking System
- 80 mm Arm Profile
- 80 mm Double Acting Lift Cylinders (**FL.3723**)
- 75 mm Double Acting Lift Cylinders (**FL.3819**)
- 80 mm Double Acting Bucket Cylinders (**FL.3723**)
- 80 mm Double Acting, Equal Displacement Bucket Cylinders (**FL.3819**)
- Industrial Grade Hydraulic Fittings and Twin Braided Hoses, Incorporated Internally Inside Loader Boom
- Central Valve, Equalized Oil Distribution Valve with Incorporated Relief Valves
- 4-Flat Face Hydraulic Tips on Boom and Bucket Circuits
- Protective Hose Cover
- Powder Painted with Corrosion Protection
- Bucket Level Indicator
- Lock and Go Loader / Subframe Connection System
- Pivots Are Greasable and Include Industrial Grade Pins and Bushings
- Front Bumper Guard (with Subframe Set)
- Buckets Have Heavy Duty, Welded-On Cutting Edge, Box Beam Section for Stiffness and Torsional Rigidity and Lateral Reinforcing Bars
- 149" (3.79 m) Lift Height to Pivot Pin
- **FL.3723**: 2840 lbs (1288 kg) Lift Capacity to Full Height, 31.5", (800 mm) Forward of Pivot Pin per ASABE 301.3 @ 2828 PSI
- **FL.3819**: 4230 lbs (1919 kg) Lift Capacity to Full Height, 31.5", (800 mm) Forward of Pivot Pin per ASABE 301.3 @ 2828 PSI
- Maximum Roll Back Angle: 58 Degrees
- Maximum Dump Angle: 60 Degrees

March 2022

Model Number: MF6713
Model Year: 2022

QQ Number: QQ-0659733
Serial Number:

Invoice Number:
Order Number:

Dealership Name: Quinn Company
Location: Riverside (632902)



MASSEY FERGUSON

MF 6700 CAB

(F.O.B. PORT OF ENTRY)

DELUXE TRACTOR FEATURES

ENGINE SYSTEM

- 4.4L 4-Cylinder AGCO Power
- EPA Tier 4 Final and CARB Certified
- Air Cleaner: Dual Element Dry Type
- Air Cleaner Intake, Under Hood
- A-Pillar Exhaust with Heat Shield
- Cooling System: Antifreeze 50/50 Mix
- Cold Starting Aid: Intake Heater

HORSEPOWER

(Max Engine @ 2000 RPM; Rated Engine & PTO @ 2200 RPM)

MF6712 Deluxe Powershuttle:

120 Max Engine HP, 115 Engine HP, 99 PTO HP

MF6713 Deluxe Powershuttle:

130 Max Engine HP, 125 Engine HP, 109 PTO HP

FRONT AXLE

- 4wd: Dana 720 Center Driveline, Open Differential, Standard Hydraulically Actuated Differential Lock Push Button 4WD Engagement

POWERTRAIN

- Transmission: 25 mph (40 kph)
12 X 12 Power Shuttle with Electro-Hydraulic Shuttle Lever, 6 Synchronized Gears, 2 Ranges
- Rear Axle: Inboard Planetary Final Drives, with Push Button Operated Mechanical Differential Lock, Flanged Rear Axle
- Brakes: Independent Oil Immersed Wet Disc Brakes with Independent Foot Pedal Operation
- Hook and Lever Parking Brake
- PTO: Independent 540/540E/1000 RPM Speeds, 6 and 21 Spline Flanged Shafts standard (1.375 In. Diameter), Independent Wet Disc Clutch, Electro-hydraulic Engagement

HYDRAULIC SYSTEM

- Implement System:
Open Center System, Engine Driven Gear Pump, 15.1 GPM, combined to 26 GPM (98 LPM) Flow, Optional Cable-controlled Loader Joystick with Mid Valves and 3rd Function Ready Buttons
- 2 Mechanical Controlled Spool Valves (1 x DA KO FL + 1 x DA KO FL)
- Rear Linkage:
ASAE Category III / II with Telescopic Ball Ends
Lift Capacity at 24": 9392 lbs (4260 kg)
2 Adjustable Rear Linkage Turnbuckles, Top Link Draft Sensing
Standard Telescopic Stabilizers
- Swing Offset Drawbar with 350/400/500mm Positions, Cat 2 Clevis

ELECTRICAL

- 12 Volt DC, Negative Ground
- Intake Air Pre Heater
- High Capacity Wet Charge, Maintenance Free SAE 720 CCA Battery
- 120 AMP Alternator
- Ignition: Key with Safety Start
- Keyed Engine Shutoff
- Lighting: 4 Headlights, 2 Rear Marker Light Assemblies
- 2 Mid Mounted Worklights
- Engine RPM Memory Switch
- Rear Brake Lights
- 7 Pin ASAE Outlet Socket
- 30 Amp Auxiliary Electrical Socket

INSTRUMENTS

- Digital and Analog Dash Display with Performance Monitor
- Analog Engine Tachometer
- Analog Fuel Gauge
- Analog Engine Temperature
- Digital Transmission Display
- Digital Hour Meter
- Operation and Service Lights

OPERATOR ENVIRONMENT (CAB MODELS)

- Standard Cab Roof, HVAC with Manual Controls, 2 Low Mounted Doors, Aerial and Speakers, 2 Front and 2 Rear Roof Mounted Work Lights
- Electric Controlled 3-Point Linkage with Draft Control
- Rubber Floor Mat
- Telescopic Large Side Mirrors
- Internal Mirror
- Dual Adjustment Steering Column (Tilting and Telescopic)
- Air Suspended Swiveling Seat with Armrests
- Retractable Seat Belt
- Instructors Seat
- Cup Holder
- Pendant Style (Suspended) Foot Pedals
- Hand Rails
- Hand and Foot Throttle
- Left Side and Right Side Foot Step Entry
- External 3-Point Lift Control on Left/Right Hand Side Fenders
- Rear Wiper/Washer

OTHER STANDARD FEATURES

- One-Piece Tilting Hood
- Rear Fender Side Extensions
- Fuel Tank Guard
- Rear Oil Catcher
- Tool Box
- SMV Sign

MF6713 NOT FOR SALE IN STATE OF NEBRASKA

March 2022

Model Number: MF6713
Model Year: 2022

QQ Number: QQ-0659733
Serial Number:

Invoice Number:
Order Number:

Dealership Name: Quinn Company
Location: Riverside (632902)

MF 6700 CAB

(F.O.B. PORT OF ENTRY)



MASSEY FERGUSON

LOADER FEATURES

MF941X AND MF946X LOADERS

FITS ALL MF5700 / MF6700 GLOBAL SERIES TRACTORS

- One Piece Main Frame with Tapered Arms and Single Cross Member, Powder Painted with Corrosion Protection
- Quick Attach Loader Frame Mount with Pin Lock and Built in Parking Stands
- 5 mm High Tensile, Tapered Box Section Frame
- 70 mm Arm Profile
- 75 mm Double Acting Lift Cylinders (**MF941X**)
- 70 mm Double Acting Lift Cylinders (**MF946X**)
- 75 mm Double Acting Bucket Cylinders (**MF941X**)
- 75 mm Double Acting Bucket Cylinders, Equal Displacement (**MF946X**)
- Hydraulic Lines Routed Inside Main Frame for Protection and Visibility
- Pivots have Recessed Greasable Galvanized Steel Pins with Bushings at Key Points
- 4-Flat Face Hydraulic Tips on Boom and Bucket Circuits
- Protective Hose Cover
- Bucket Level Indicator
- **MF941X**: 2220 lbs (1007 kg) Lift Capacity to Full Height, 31.5 inches, (800 mm) Forward of Pivot Pin per ASABE 301.3 at 2828 PSI
- **MF946X**: 3500 lbs (1588 kg) Lift Capacity to Full Height, 31.5 inches, (800 mm) Forward of Pivot Pin per ASABE 301.3 at 2828 PSI
- Maximum Lift Height: 148 inches at Pivot
- Rated Hydraulic Pressure: 2828 PSI
- Maximum Roll Back Angle: 49 Degrees
- Maximum Dump Angle: 42 Degrees
- Universal Euro Hook Type Implement Attachments
- Grille Guard Standard

MFFL.3723 AND MFFL.3819 LOADERS

FITS ALL MF5700 / MF6700 GLOBAL SERIES TRACTORS

- One Piece 5 mm High Tensile Main Frame with Tapered and Emboss Arms
- Quick Attach Implement Mounting with Euro Style Single Lever Locking System
- 80 mm Arm Profile
- 80 mm Double Acting Lift Cylinders (**FL.3723**)
- 75 mm Double Acting Lift Cylinders (**FL.3819**)
- 80 mm Double Acting Bucket Cylinders (**FL.3723**)
- 80 mm Double Acting, Equal Displacement Bucket Cylinders (**FL.3819**)
- Industrial Grade Hydraulic Fittings and Twin Braided Hoses, Incorporated Internally Inside Loader Boom
- Central Valve, Equalized Oil Distribution Valve with Incorporated Relief Valves
- 4-Flat Face Hydraulic Tips on Boom and Bucket Circuits
- Protective Hose Cover
- Powder Painted with Corrosion Protection
- Bucket Level Indicator
- Lock and Go Loader / Subframe Connection System
- Pivots Are Greasable and Include Industrial Grade Pins and Bushings
- Front Bumper Guard (with Subframe Set)
- Buckets Have Heavy Duty, Welded-On Cutting Edge, Box Beam Section for Stiffness and Torsional Rigidity and Lateral Reinforcing Bars
- 149" (3.79 m) Lift Height to Pivot Pin
- **FL.3723**: 2840 lbs (1288 kg) Lift Capacity to Full Height, 31.5", (800 mm) Forward of Pivot Pin per ASABE 301.3 @ 2828 PSI
- **FL.3819**: 4230 lbs (1919 kg) Lift Capacity to Full Height, 31.5", (800 mm) Forward of Pivot Pin per ASABE 301.3 @ 2828 PSI
- Maximum Roll Back Angle: 58 Degrees
- Maximum Dump Angle: 60 Degrees

March 2022

Model Number: MF6713
Model Year: 2022

QQ Number: QQ-0659733
Serial Number:

Invoice Number:
Order Number:

Dealership Name: Quinn Company
Location: Riverside (632902)

MASSEY FERGUSON



75-130 Max Engine HP
70-125 Rated Engine HP

Global Series Tractors



MASSEY FERGUSON

MF 4700, MF 5700, MF 6700
12 x 12 Power Shuttle
Global Series



FROM MASSEY FERGUSON
A world of experience. Working with you.

AN INVESTMENT IN THE FUTURE OF UTILITY TRACTORS.

For more than 170 years, we've been perfecting the utility tractor. And even though more than four million of ours have shown up for work on farms and jobs like yours around the world, we're never quite satisfied.

Introducing the Massey Ferguson® Global Series.

A part of a \$350 million investment, the largest manufacturing and new product project in AGCO® history, the Global Series has been completely engineered from the ground up and built in our new state-of-the-art manufacturing facility. These Massey Ferguson 4700, 5700 and 6700 Series tractors are the result of years of insight from farmers, contractors, operators and dealers from around the world. And they have been put through more than 65,000 hours of rigorous endurance testing in extreme weather and terrain conditions in

seven different sites around the globe. From the rice paddies of Southeast Asia to the oppressive heat of Africa to the bitter cold of Northern Europe to the grueling applications required for farming in North America, these tractors have been through it all.

These heavy-duty tractors are purpose-built for more lift capacity and the power to pull larger, heavier implements. Now—and well into the future.

4700 SERIES

BIG

70–100 RATED ENGINE HP—Choose a base weight of 7,125–8,644 lbs. and a lift capacity of 4,850 lbs. Plus our AGCO Power™ three-cylinder 3.3 L engine with a hydraulic flow of 17.7 GPM.



5700 SERIES

BIGGER

95–105 RATED ENGINE HP—Step up to a base weight of 8,845–10,011 lbs. with 7,710 lbs. of lift capacity. Featuring our AGCO Power four-cylinder 4.4L engine and up to 26 GPM of hydraulic flow.



6700 SERIES

BIGGEST

115–125 RATED ENGINE HP—Or go to the biggest, with a base weight of 9,021–10,187 lbs. and a 3-point lift capacity of 9,390 lbs. Featuring our AGCO Power four-cylinder 4.4L engine with hydraulic flow up to 26 GPM.



WE'VE NEVER BUILT TRACTORS QUITE LIKE THIS.

The heavy-duty Global Series gives you the power, stability and versatility to handle tougher jobs so you can get more done, regardless of your operation.

- **HAY**—Whether you're mowing, tedding, raking, baling or hauling, these tractors were designed to pull bigger balers, tow bigger mower conditioners, and carry heavier bales than other tractors in their class. Plus, they match up perfectly with Hesston by Massey Ferguson® hay equipment.
- **DAIRY**—Dairy operations need a tough, do-everything tractor that can handle the heavy lifting while still being nimble and maneuverable in tight spaces. Because the days can be long, it also has to be comfortable. These are those tractors.
- **FARMS**—For farms of all sizes, these tractors are going to be your new best friend. From the field to the barn and everything in between, you'll have a stable, easy-to-operate machine that won't let you down.
- **LOADER WORK**—You've got a ton of different jobs to tend to each day, and you need a loader that can handle all of them. The heavy lift capacity is ideal for applications such as lifting, grading and snow removal. And with float mode, the loader rises and lowers to follow the contour of the ground.

Learn more at masseyferguson.us, or see your dealer for a demo.


DURABILITY IS IN OUR DNA.

Maintenance-Free Emissions System

Global Series tractors meet Tier 4 Final emissions requirements, with the use of an all-in-one SCR technology, eliminating the need for a Diesel Particulate Filter (DPF) or regeneration.

AGCO Power Engines

4700 Global Series tractors feature a three-cylinder, 3.3 L AGCO Power engine, capable of generating 75 to 100 HP; while the 5700 and 6700 Global Series utilize a 4.4 liter, four-cylinder AGCO Power engine producing 100 to 130 HP.



Common Rail Fuel System

State-of-the-art common rail fuel system offers optimized injection pressures even at low engine speeds. Higher temperatures also mean no need for a DPF filter.

At the heart of it all is a rugged, reliable, fuel-efficient AGCO Power Tier 4 Final engine. These engines range from 70 to 130 horsepower and are specifically designed for North American farms. The 4700 Series features a 3.3 liter three-cylinder engine, while the 5700 and 6700 Series feature a larger, 4.4 liter four-cylinder engine.

• **POWERFUL AND QUIET**—The turbo-charged diesel power plant delivers maximum torque at low engine speeds. You not only get clean exhaust and minimal fuel consumption but also both noise and tractor wear and tear are reduced. You enjoy an unmatched operator experience and a very comfortable cost of operation.


• **RUNS SMOOTHLY**—Four valves per cylinder improve airflow and enhance the fuel/air mixture, so you run cool and smooth hour after hour, keeping service costs low.

• **INTELLIGENCE INSIDE**—The AGCO Power engine-management system monitors every aspect of the engine's operation, automatically adjusting fuel flow, injection timing and other functions to deliver consistently outstanding performance and low fuel consumption.

• **NO NEED FOR A DPF**—These tractors don't require a diesel particulate filter (DPF). It's still environmentally friendly while saving you money, time and fuel.


EASY-TO-OPERATE AND EFFICIENT 12 x 12 TRANSMISSION

The MF 4700, MF 5700 and MF 6700 Series tractors feature a synchronized transmission that provides a total of twelve forward and twelve reverse speeds courtesy of two ranges. Six gears are within the 2.4–7.5 MPH typical fieldwork range, while maximum speed is 25 MPH.



The right speed for each job is conveniently selected using gear levers that are within easy reach, yet positioned neatly to the driver's hand, ensuring an unimpeded passage when mounting/dismounting. A single-plate, wet clutch is easy to operate and simple to service. Super Creeper option is also available when the lowest speeds, down to .08 MPH*, are required for the job at hand.

** at 1,400 rev/min with 16.9R34 tires and 12 x 12*



The left-hand Power Control lever provides convenient three-in-one, simple operation through the state-of-the-art transmission. Operators can shuttle between forward and reverse without clutching, making jobs that require frequent direction changes, like loader work, a breeze. Shuttle responsiveness can be modified by simply adjusting the comfort control dial.

POWER CONTROL LEVER




All Global Series tractors come with a clutch control button on the gear shift for simple and clutch pedal-free gear shifting. To change gears in Global Series tractors, press and hold the clutch control button, shift to the desired gear, and let off the clutch control button.

EASY SHIFT KNOB



Operators will find the Massey Ferguson clutch pedal is designed with the operator in mind. The design offers an easy-to-press pedal so operator fatigue is never an issue.

EASY CLUTCH



Massey Ferguson and your dealer support you with an industry-leading parts warranty and factory-trained technicians who work as hard at preventing problems as they do repairing them.

A TRACTOR THAT WON'T HOLD YOU BACK.

You've got a ton of different jobs to tend to each day, and the last thing you need is a feeble tractor that shies away from the really tough ones. The 4700, 5700 and 6700 Series are heavier than other tractors in their class, designed to handle larger, heavier implements and more demanding applications. So, yeah, they'll be there when you need them.

- **HEAVY-DUTY**—These three Series feature best-in-class base weight, and their heavier frames are purpose-built for more pulling power and lift capacity. With better maneuverability and more stability, you can rely on these tractors for even the most heavy-duty jobs.
- **THREE-POINT HITCH**—There's virtually no limit to the range of implements you can put behind these tractors. Two gear pumps power the simple, open-center hydraulic system, and a heavy-duty three-point hitch helps provide a rear lifting capacity ranging from 4,850 to 9,390 lbs.
- **PTO**—5700 and 6700 Global Series tractors feature a 540/540E/1000 PTO as standard equipment to meet the needs of all implements while the 4700 Series features a 540/540E PTO standard with an option for the 540/1000 PTO.
- **TRELLEBORG TIRES**—Trelleborg premium radial tires come standard. Built exclusively for agricultural use, these tires provide better traction in the field, reduce soil compaction and improve fuel economy. Plus, the patented interlug terraces enhance self-cleaning in muddy soil. As a result, you enjoy a smoother ride and reduced wear on the tractor.
- **TELESCOPIC LOWER STABILIZING ARMS**—These heavier-duty stabilizing arms let you custom-adjust for any implement, for unmatched ease-of-use and greater control.
- **EXTENDABLE LOWER BALL ENDS**—Because extending the ball ends is as simple as pulling a ring on the link, implement attachment is always quick and easy.
- **2WD/4WD**—The 2WD axle option on all 4700 Series offers reduced weight and greater maneuverability, with five alternate track-width settings to accommodate your crop or field. Deluxe 4WD models feature the HydraLock, a hydraulic-controlled differential lock on the front axles. AutoLock and HydraLock are activated and deactivated via a rocker switch.
- **TIGHT TURNING RADIUS**—Sometimes you need to work in confined spaces. These tractors feature a tighter turning radius for easier maneuverability with better stability.
- **CAB**—The cab offered on all of our deluxe Global Series tractors is the largest and quietest cab within the utility tractor market.



6 Every Massey Ferguson tractor is backed by a network of local dealers who are as committed to your tractor as you are. You can count on your dealer during critical planting, harvesting, mowing and spraying periods to always be there with emergency part drops and extended hours.



Learn more at masseyferguson.us, or see your dealer for a demo.

DESIGNED WITH YOU IN MIND.

EASE OF USE



8

SERVICEABILITY – Whether it's access to debris screens and filters, the oil dipstick and oil fill location, or the fuel tank, almost everything can be easily reached from ground level. And with a simple release latch for the hood, basic preventative maintenance takes no time at all.

The 4700, 5700 and 6700 Series are built for tough, demanding work in all kinds of environments. They are designed with simplicity of operation at their core and an emphasis on an operator environment that provides unmatched comfort. From the ground up, these tractors are engineered for smart, ergonomic, long-lasting operations.

- **GRAB RAILS**—Mounted outside the operator station for easy access into the tractor.
- **FLAT FLOOR**—All MF 5700 and MF 6700 Series models come with a flat floor standard. MF 4700 Series models have a semi-flat floor.
- **EASY-REACH CONTROLS**—Essential controls are ergonomically positioned for easy operation and comfort.
- **ADJUSTABLE SEAT**—Cab tractors include a mechanical, swiveling seat standard, with an option for an air ride swiveling seat on 4700, while the air ride swivel seat is standard on 5700 and 6700. Platform Global Series tractors include a mechanical spring suspension seat.
- **INSTRUCTOR SEAT**—A second seat allows for an instructor. Instructor seat is standard on 4700, 5700 and 6700 cab tractors.
- **TILT STEERING**—On cab models, a tiltable and telescopic steering column adjusts for maximum productivity and comfort. Platform is tilt only.
- **WORK LIGHTS**—Platform models include 4 headlights, 2 rear marker lights, 2 midmounted work lights, 1 rear work light and brake lights; while cab models include 4 headlights 2 midmounted work lights, 2 rear work lights, as well as rear marker and brake lights.
- **AND MORE**—Cupholders, metal toolbox and floor mat are standard on all models.



WE'VE THOUGHT OF MOST EVERYTHING.

- **DASH DISPLAY**—The dash display includes a tractor performance monitor that provides data on DEF fluid level, fuel level, temperature range and more. Plus, you can monitor engine hours, acres per hour, fuel consumption per hour and per acre, fault codes, PTO speed, and ground speed with just the push of a button.
- **LOADER JOYSTICK**—Raise, lower, curl, dump or float the bucket with incredible precision, even in tight spots and tough applications. You'll appreciate the added integrated maneuverability.
- **DEBRIS SHIELD**—On platform models, shields on both sides of the operator station deflect engine heat and debris for additional protection and a comfortable working environment.
- **ADJUSTABLE WHEELS**—With a wide range of wheel-spacing settings, these tractors are versatile enough to handle everything from specialty farming applications, like small-scale row crops and vegetables, to roadside mowing and land-management applications.
- **LOADER FLOAT CONTROL**—Raise and lower the loader to the contour of the ground or road for the flexibility to efficiently handle grading and snow removal.
- **POWER SHUTTLE**—For loading trucks, stacking hay or other loader work, the power shuttle lever provides easy electrohydraulic declutch and directional changes without the need to press the foot clutch pedal.

SPECIFICATIONS*

MODEL	MF4707	MF4708	MF4709	MF4710	MF5710	MF5711	MF6712	MF6713
ENGINE								
Max engine power HP (kW) @ 2,000 RPM	75 (55.9)	85 (63.4)	95 (70.8)	100 (74.6)	100 (74.6)	110 (82)	120 (89.5)	130 (96.9)
Rated engine HP (kW)	70 (52.2)	80 (59.6)	90 (67.1)	100 (74.6)	95 (70.8)	105 (78.3)	115 (85.8)	125 (93.2)
Rated engine speed	2,200 RPM							
PTO HP (kW)	57 (42.5) @ 2,200 RPM 63 (46.9) @ 2,000 RPM	67 (49.9) @ 2,200 RPM 73 (54.4) @ 2,000 RPM	77 (57.4) @ 2,200 RPM 81 (60.4) @ 2,000 RPM	88 (65.6) @ 2,200 RPM 88 (65.6) @ 2,000 RPM	83 (61.9) @ 2,200 RPM 90 (67.1) @ 2,000 RPM	93 (69.4) @ 2,200 RPM 99 (73.8) @ 2,000 RPM	99 (73.8) @ 2,200 RPM 106 (79) @ 2,000 RPM	109 (81.3) @ 2,200 RPM 114 (85) @ 2,000 RPM
Engine	AGCO Power 3-cyl, 3.3 L, intercooled turbocharged, high-pressure common-rail direct fuel injection (HPCR)							
Emissions control; EPA Tier 4-compliant	SCR technology (post-combustion DEF), diesel oxidation catalyst (DOC)							
DRIVETRAIN								
Transmission type	12F x 12R, 2-range, power shuttle, electrohydraulic shuttle lever							
Clutch	Wet clutch with easy shift knob and electrohydraulic power shuttle lever							
Rear axle	Flange-type with internal planetary final drives							
Brakes	4 wheel disc brakes, independently controlled via foot pedals							
Differential lock	Rear axle engaged via electrohydraulic rocker switch							
Front axle	2WD or 4WD heavy-duty front axle				Heavy-duty 4WD front axle			



10 Even under the most adverse conditions, our dealer network helps keep North America's agribusiness in motion 24/7/365.

Combine this level of committed service with AGCO's 24-hour-a-day parts network and you've got the kind of dealer support you expect.

MODEL	MF4707	MF4708	MF4709	MF4710	MF5710	MF5711	MF6712	MF6713
DIMENSIONS								
Wheelbase in. (mm)	88.5 (2,250)				95.7 (2,431)		98.4 (2,500)	
Minimum width in. (mm)	Std. radial tires—rear 420/85R30, 60.3 (1,533)				Std. radial tires—rear 460/85R34, 64.8 (1,646)			
Base weight without ballast lbs. (kg.)	2WD ROPS: 7,478 (3,392); 2WD Cab: 8,294 (3,762)				4WD ROPS: 9,195 (4,171)	4WD ROPS: 9,195 (4,171)	4WD ROPS: 9,371 (4,250)	
	4WD ROPS: 7,734 (3,508); 4WD Cab: 8,644 (3,921)				4WD Cab: 10,011 (4,541)	4WD Cab: 10,011 (4,541)	4WD Cab: 10,187 (4,621)	
Fuel capacity gal. (L)	27.7 (105), ground fill with metal fuel-tank guard				38.3 (145), ground fill with metal fuel-tank guard			
HYDRAULICS								
Hydraulic system	Open center system, single pump				Open center system, 2 high-pressure gear pumps			
Hydraulic flow ⊗ rear remotes gpm (lpm)	17.7 (67)				26 (98)			
Rear remote valves	2 valves standard with (DA, KO, FL) 3rd valve optional with (DA, KO, FL, FD)							
Loader joystick	Optional integrated factory installed joystick							
3-point lift capacity lbs. (kg.) full stroke ⊗ 24" (610 mm) behind ball ends	Category II, 4,850 (2,200)				Category II, 7,710 (3,497)		Category II, 9,390 (4,259)	
Rear PTO	Independent, electro-hydraulic engagement via switch, 540/540E Std., 540/1000 Opt.				540/540E/1000			
OPERATOR'S AREA								
Electrical system	12-volt DC system, 80-amp alternator, 7-pin trailer socket, 30-amp auxiliary power socket Std.				12-volt DC system, 120-amp alternator, 7-pin trailer socket, 30-amp auxiliary power socket Std.			
Platform features	Semi-platform deck, folding ROPS, rubber mat, toolbox, L & R shields, grab handles				Flat-floor deck, folding ROPS, rubber mat, toolbox, L & R shields, grab handles, cup holder			
Lighting (ROPS)	4 headlights, 2 rear signal/hazard lights, 1 rear ROPS work light; 2 mid-mount adjustable work lights							
Std. Steering	Cab = tilt and telescopic steering				Platform = Tilt steering			
Std. Seat	MF 4700 Series cab = mechanical swiveling seat with armrests (air-ride swivel seat optional)				MF 5700/6700 Series cab = air-ride swivel seat			
	MF 4700 Series platform = mechanical spring suspension seat with armrests				MF 5700/6700 Series platform = mechanical spring suspension with arm rests			



Learn more at masseyferguson.us, or see your dealer for a demo.

MASSEY FERGUSON GLOBAL SERIES TRACTORS

masseyferguson.us

LOW-RATE, FLEXIBLE FINANCING.

With competitive rates and easy terms, your Massey Ferguson dealer and AGCO Finance® offer great ways to buy, lease or rent your new machine.

QUALITY PARTS.



Genuine Massey Ferguson replacement parts are made to the same high standards as those used on the assembly line so you can always keep your Global Series tractor running like new.

SHOW YOUR MASSEY FERGUSON PRIDE.

Choose from collectibles, toys, work and leisure wear, accessories and more. Visit shopagco.com today.

AGCO ANSWERS.

At AGCO, customer care isn't just a department. It's a commitment. We'll do our best to answer any questions promptly or put you in touch with someone who can. AGCO Answers: (877) 525-4384 or agcoanswers@agcocorp.com



For more than 25 years, in more than 140 countries worldwide, AGCO has been on a mission to become the single resource farmers can depend on for innovative, leading-edge thinking, equipment and technology. And, today, you know AGCO brands, even if you don't know the AGCO name. While AGCO equipment may not all share the same logo or same color, they all have one thing in common—the ability to help farmers be as productive and profitable as they possibly can be, regardless of the tasks at hand. agcocorp.com

MASSEY FERGUSON

FENDT



Challenger

GLEANER

We proudly support:



©2013 AGCO Corporation. Massey Ferguson is a worldwide brand of AGCO Corporation. AGCO and Massey Ferguson are trademarks of AGCO®. All rights reserved. MF19B077AG

AGCO may at any time, and from time to time, for technical or other necessary reasons, modify any of the data, specifications or warranty of the products described herein. Some equipment shown may be optional. Attention: Photographs in this publication may show protective shields and guards open or removed for the purposes of illustration. Be certain all shields and guards are in place during operation.