

3) **CC Investment Report for March 2024**

Receive and file the Investment Report for March 2024.



REPORT TO CITY COUNCIL

To: Honorable Mayor and Members of the City Council
From: Jason Simpson, City Manager
Prepared by: Shannon Buckley, Assistant City Manager
Date: April 23, 2024
Subject: CC Investment Report for March 2024

Recommendation

Receive and file the Investment Report for March 2024.

Discussion

The Investment Report lists all funds invested for the City as of the date shown on the report.

Fiscal Impact

No fiscal impact.

Attachments

Attachment 1- Investment Report for March 2024



CITY OF LAKE ELSINORE
INVESTMENT REPORT

CITY OF LAKE ELSINORE
INVESTMENT REPORT OF POOLED CASH AND INVESTMENTS
AS OF MARCH 31, 2024

| | BANK BALANCE | DEPOSITS IN TRANSIT | OUTSTANDING PAYMENTS | BOOK BALANCE |
|--|-----------------|------------------------|-------------------------|-----------------------|
| CASH ACCOUNTS | | | | |
| Bank Accounts: | | | | |
| General Checking Account | \$ 3,028,687 | \$ 71,105 | \$ (184,502) | \$ 2,915,290 |
| Cash On Hand: | | | | |
| Cashier Drawers #1 & #2 | - | - | - | 300 |
| City of Lake Elsinore Petty Cash Fund | - | - | - | 2,000 |
| Total Cash Accounts | 3,028,687 | 71,105 | (184,502) | 2,917,590 |
| INVESTMENTS | | | | |
| Local Agency Investment Funds | 70,976,822 | - | - | 70,976,822 |
| CAMP Investments: | | | | |
| CAMP Pool Account | 221,403 | - | - | 221,403 |
| U.S. Treasury Bond / Note | 22,367,343 | - | - | 22,367,343 |
| Supra-National Agency Bond / Note | - | - | - | - |
| Municipal Bond / Note | 1,536,023 | - | - | 1,536,023 |
| Federal Agency Commercial Mortgage-Backed Security | 7,272,514 | - | - | 7,272,514 |
| Federal Agency Bond / Note | 2,266,362 | - | - | 2,266,362 |
| Corporate Note | 12,576,428 | - | - | 12,576,428 |
| Certificate of Deposit | 900,000 | - | - | 900,000 |
| Asset-Backed Security | 5,254,992 | - | - | 5,254,992 |
| Sub-total Investments | 123,371,885 | - | - | 123,371,885 |
| Market Value Adjustment: | | | | |
| Unrealized Gain/(Loss) at 12/31/2023 | (584,093) | - | - | (584,093) |
| Total Investments | 122,787,793 | - | - | 122,787,793 |
| Total Pooled Cash and Investments | \$ 125,816,480 | \$ 71,105 | \$ (184,502) | \$ 125,705,383 |
| TOTAL POOLED CASH AND INVESTMENTS | | | | \$ 125,705,383 |

I certify that this report accurately reflects all pooled investments and it is in conformity with the investment policy as approved by the City Council on June 28, 2022. A copy of this policy is available in the office of the City Clerk. The pooled investments shown above provide sufficient cash flow liquidity to meet the next six months estimated expenditures.

Jason P. Simpson
City Manager

April 10, 2024
Date

CITY OF LAKE ELSINORE
POOLED CASH AND INVESTMENTS BY FUND
AS OF MARCH 31, 2024

| <u>FUND NO</u> | <u>FUND NAME</u> | <u>AMOUNT</u> |
|----------------|--|---------------|
| 100 | General | \$ 13,701,750 |
| 102 | Measure Z | 20,314,398 |
| 106 | Affordable Housing In Lieu | 902,914 |
| 107 | Developer Agreement Revenue | 335,461 |
| 108 | American Rescue Plan | 5,788,473 |
| 109 | Road Maintenance and Rehabilitation (SB1) | 1,302,998 |
| 110 | State Gas Tax | 515,651 |
| 111 | TUMF C.I.P. | 7,137 |
| 112 | Measure A | 1,271,682 |
| 114 | SB1186 CASP Education Program | 65,108 |
| 116 | City Hall-Public Works DIF | 144,717 |
| 117 | Community Center DIF | 312,716 |
| 118 | Lake Side Facility DIF | 485,403 |
| 119 | Animal Shelter DIF | 93,716 |
| 135 | Lighting & Landscape Maintenance - Dist. No. 1 | 1,391,276 |
| 140 | Geothermal | 12,119 |
| 155 | CSA152 -- N.P.D.E.S. | 64,068 |
| 202 | La Strada RBBD | 24,716 |
| 203 | E.L.S.P. - S.T.I.F. | 3,485,332 |
| 205 | Traffic Impact Fee | 572,095 |
| 211 | Storm Drain C.I.P. | 3,256,471 |
| 221 | Quimby Park C.I.P. | 202,240 |
| 231 | Library C.I.P. | 1,416,920 |
| 232 | City Fire Protection | 829,713 |
| 300 | Insurance Service | 998,984 |
| 305 | Information Systems Service | 2,834,993 |
| 310 | Support Service | 27,041 |
| 315 | Fleet Service | 145,862 |
| 320 | Facilities Service | 2,221,976 |
| 331 | CFD 2006-1CC Summerly Improvement Area CC | 55,438 |
| 332 | CFD 2006-1 Improvement Area B, Summerly | 29,553 |
| 334 | CFD 2015-5 Trieste - Far West Industries | 38,612 |
| 335 | CFD 2003-2E Canyon Hills Improvement Area E | 46,512 |
| 336 | CFD 2006-1FF Summerly Improvement Area FF | 29,262 |
| 337 | CFD 2016-2 Canyon Hills | 227,221 |
| 338 | CFD 2006-1 IA-JJ Summerly Improvement Area | 68,704 |
| 339 | CFD 2006-1 IA-KK Summerly Improvement Area | 41,844 |
| 340 | CFD 2006-1 IA-EE Summerly Improvement Area | 58,266 |
| 345 | CFD 2003-2 Improvement Area D, Canyon Hills | 650,659 |
| 346 | CFD 2014-1 Southshore | 70,443 |
| 347 | CFD 2006-1 Improvement Area A, Summerly | 69,697 |
| 350 | CFD 98-1 Summerhill | 424,753 |
| 351 | CFD 2006-1 IA-II Summerly Improvement | 23,934 |
| 354 | CFD 90-2 Tuscany Hills | 547,268 |
| 355 | RAD 2021-1 Canyon Hills Improvement | 326,151 |

CITY OF LAKE ELSINORE
POOLED CASH AND INVESTMENTS BY FUND
AS OF MARCH 31, 2024

| <u>FUND NO</u> | <u>FUND NAME</u> | <u>AMOUNT</u> |
|----------------|---|-----------------------|
| 357 | CFD 2003-2 Canyon Hills Improvement Area | 110,253 |
| 361 | CFD 2022-2 Lakeshore Improvement | 9,650 |
| 364 | CFD 2023-2 Coastal Mission Trail Improvement | 20,812 |
| 366 | CFD 2005-6 City Center Townhomes | 97,947 |
| 368 | CFD 2006-2 Viscaya | 207,801 |
| 369 | CFD 2004-3 Area 1 Rosetta Canyon Improvement Area | 616,824 |
| 370 | CFD 2006-1 IA-HH Summerly Improvement | 53,575 |
| 371 | CFD 2005-1 Serenity | 214,638 |
| 372 | CFD 2005-2 Alberhill Ranch Improvement Area | 507,108 |
| 374 | CFD 2005-4 Lakeview Villas | 2,475 |
| 375 | CFD 2006-4 Clurman | 126,087 |
| 378 | CFD 2006-8 Running Deer Estates | 44,044 |
| 384 | CFD 2003-2 Area B Canyon Hills Improvement Area | 629,625 |
| 385 | CFD 2004-3 Area 2 Rosetta Canyon Improvement Area | 555,015 |
| 386 | CFD 2007-4 Mekenna Court | 33,216 |
| 387 | CFD 2007-5 Red Kite | 30,612 |
| 388 | CFD 2007-6 Holiday Inn Express | 2,631 |
| 389 | CFD 88-3 (2008A) West Lake Elsinore Series A | 1,092 |
| 390 | CFD 2003-2 Area C Canyon Hills Improvement Area | 144,332 |
| 392 | CFD 95-1 City Center | 45,373 |
| 394 | CFD 2005-5 (2012A) Wasson Canyon | 104,940 |
| 395 | CFD 2018-1 Wasson Canyon II Improvement Area | 816 |
| 396 | CFD 2018-2 Nichols Ranch Improvement Area | 91,196 |
| 397 | CFD 2018-3 Village at Lakeshore | 49,419 |
| 500 | Capital Improvement Plan | 10,453,047 |
| 603 | Endowment Trust - Carl Graves | 62,625 |
| 604 | Endowment Trust - Korn Memorial | 34,823 |
| 605 | Public Improvement Trust | 1,773,370 |
| 606 | Mobile Source Air Pollution Reduction | 97,263 |
| 608 | Trust Deposit & Pre Paid Expense | 1,534,895 |
| 617 | Successor Agency Housing | 34,517,767 |
| 620 | Cost Recovery System | 7,602,068 |
| 631 | Lake Destratification Equipment Replacement | 495,796 |
| | Total Pooled Cash & Investments | \$ 125,705,383 |

CITY OF LAKE ELSINORE
SUMMARY OF POLICY LIMITATIONS
FOR THE MONTH ENDING MARCH 31, 2024

| <u>TYPES OF SECURITIES</u> | <u>MAXIMUM PERCENTAGE</u> | <u>DIVERSIFICATION PERCENTAGE</u> | <u>CURRENT BALANCE</u> |
|---|-------------------------------|---------------------------------------|----------------------------|
| CAMP - Pooled Sweep Account | Unlimited | 0.18% | \$ 221,403 |
| U.S. Treasury Bond / Note | Unlimited | 18.13% | \$ 22,367,343 |
| Supra-National Agency Bond / Note | 30% | 0.00% | \$ - |
| Municipal Bond / Note | Unlimited | 1.25% | \$ 1,536,023 |
| Federal Agency Collateralized Mortgage Obligation | 40% | 5.89% | \$ 7,272,514 |
| Federal Agency Bond / Note | Unlimited | 1.84% ⁽¹⁾ | \$ 2,266,362 |
| Corporate Note | 30% | 10.19% | \$ 12,576,428 |
| Negotiable Certificates of Deposit | 30% | 0.73% | \$ 900,000 |
| Asset-Backed Security / Collateralized Mortgage | 20% | 4.26% | \$ 5,254,992 |
| LAIF (Local Agency Investment Funds) | \$150 Million | 57.53% ⁽²⁾ | \$ 70,976,822 |
| TOTAL | | <u>100.00%</u> | <u>\$ 123,371,885</u> |

Note:

⁽¹⁾ No more than 40% in any one federal agency. See CAMP Portfolio Statement for listing of agencies.

⁽²⁾ Investment in LAIF may not exceed \$75 million in each agency.



Local Agency Investment Fund



PMIA/LAIF Performance Report as of 4/3/24



Quarterly Performance Quarter Ended 12/31/23

| | |
|--|---------------------|
| LAIF Apportionment Rate ⁽²⁾ : | 4.00 |
| LAIF Earnings Ratio ⁽²⁾ : | 0.00010932476863589 |
| LAIF Administrative Cost ^{(1)*} : | 0.29 |
| LAIF Fair Value Factor ⁽¹⁾ : | 0.993543131 |
| PMIA Daily ⁽¹⁾ : | 3.96 |
| PMIA Quarter to Date ⁽¹⁾ : | 3.81 |
| PMIA Average Life ⁽¹⁾ : | 230 |

PMIA Average Monthly Effective Yields⁽¹⁾

| | |
|----------|-------|
| March | 4.232 |
| February | 4.122 |
| January | 4.012 |
| December | 3.929 |
| November | 3.843 |
| October | 3.670 |

Pooled Money Investment Account Monthly Portfolio Composition ⁽¹⁾ 2/29/24 \$164.3 billion

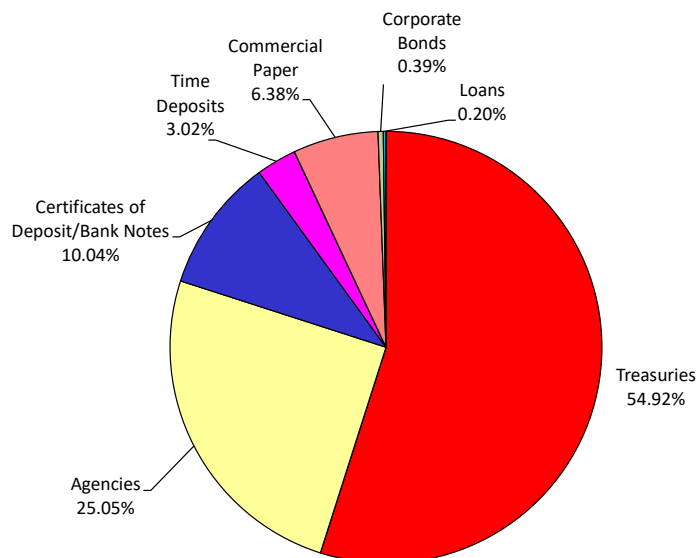


Chart does not include \$2,059,000.00 in mortgages, which equates to 0.001%. Percentages may not total 100% due to rounding.

Daily rates are now available here. [View PMIA Daily Rates](#)

Notes: The apportionment rate includes interest earned on the CalPERS Supplemental Pension Payment pursuant to Government Code 20825 (c)(1) and interest earned on the Wildfire Fund loan pursuant to Public Utility Code 3288 (a).

*The percentage of administrative cost equals the total administrative cost divided by the quarterly interest earnings. The law provides that administrative costs are not to exceed 5% of quarterly EARNINGS of the fund. However, if the 13-week Daily Treasury Bill Rate on the last day of the fiscal year is below 1%, then administrative costs shall not exceed 8% of quarterly EARNINGS of the fund for the subsequent fiscal year.

Source:

⁽¹⁾ State of California, Office of the Treasurer

⁽²⁾ State of California, Office of the Controller

CITY OF LAKE ELSINORE
LOCAL AGENCY INVESTMENT FUND
TRANSACTION SUMMARY
FOR THE MONTH ENDING MARCH 31, 2024

| | | |
|--------------|----------------------|----------------------|
| <u>Yield</u> | <u>Purchase Date</u> | <u>Maturity Rate</u> |
| 4.232% | Daily | 24-Hour |

| | | | |
|--|--------------------------|--------------------------------|-----------------------|
| <u>Investment</u> | <u>Beginning Balance</u> | <u>Net Increase/(Decrease)</u> | <u>Ending Balance</u> |
| Total Investments Held with Local Agency Investment Fund: | <u>\$ 72,976,822</u> | <u>\$ (2,000,000)</u> | <u>\$ 70,976,822</u> |

Note:

Per California State Treasurer, LAIF Statute 16429.1: Separate accounts for each governmental unit shall be maintained.



CAMP

Investment Portfolio



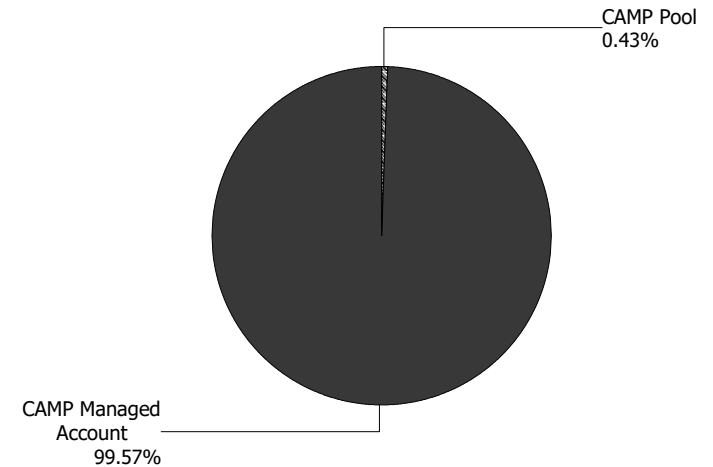
Account Statement - Transaction Summary

For the Month Ending **March 31, 2024**

CITY OF LAKE ELSINORE - LAKE ELSINORE - CITY FUNDS

| CAMP Pool | |
|-----------------------------|------------------------|
| Opening Market Value | 44,627.69 |
| Purchases | 2,292,165.03 |
| Redemptions | (2,115,390.15) |
| Unsettled Trades | 0.00 |
| Change in Value | 0.00 |
| Closing Market Value | \$221,402.57 |
| Cash Dividends and Income | 651.71 |
| CAMP Managed Account | |
| Opening Market Value | 51,662,597.25 |
| Purchases | 2,110,551.86 |
| Redemptions | (2,204,193.91) |
| Unsettled Trades | 0.00 |
| Change in Value | 99,403.81 |
| Closing Market Value | \$51,668,359.01 |
| Cash Dividends and Income | 79,067.36 |

| Asset Summary | | |
|-----------------------------|------------------------|------------------------|
| | March 31, 2024 | February 29, 2024 |
| CAMP Pool | 221,402.57 | 44,627.69 |
| CAMP Managed Account | 51,668,359.01 | 51,662,597.25 |
| Total | \$51,889,761.58 | \$51,707,224.94 |
| Asset Allocation | | |





Managed Account Summary Statement

For the Month Ending **March 31, 2024**

CITY OF LAKE ELSINORE - LAKE ELSINORE - CITY FUNDS

| Transaction Summary - Money Market | | Transaction Summary - Managed Account | | Account Total | |
|--|----------------|---------------------------------------|--------------------|--|-----------------|
| Opening Market Value | \$44,627.69 | Opening Market Value | \$51,662,597.25 | Opening Market Value | \$51,707,224.94 |
| Purchases | 2,292,165.03 | Maturities/Calls | (152,600.08) | | |
| Redemptions | (2,115,390.15) | Principal Dispositions | (2,051,593.83) | | |
| | | Principal Acquisitions | 2,110,551.86 | | |
| | | Unsettled Trades | 0.00 | | |
| | | Change in Current Value | 99,403.81 | | |
| Closing Market Value | \$221,402.57 | Closing Market Value | \$51,668,359.01 | Closing Market Value | \$51,889,761.58 |
| Dividend | 651.71 | | | | |
| Earnings Reconciliation (Cash Basis) - Managed Account | | Cash Balance | | | |
| Interest/Dividends/Coupons Received | | | 109,080.66 | Closing Cash Balance | \$0.00 |
| Less Purchased Interest Related to Interest/Coupons | | | (880.43) | | |
| Plus Net Realized Gains/Losses | | | (29,132.87) | | |
| Total Cash Basis Earnings | | | \$79,067.36 | | |
| Earnings Reconciliation (Accrual Basis) | | Managed Account | Total | Cash Transactions Summary- Managed Account | |
| Ending Amortized Value of Securities | | 52,526,496.32 | 52,747,898.89 | Maturities/Calls | 105,393.75 |
| Ending Accrued Interest | | 294,317.35 | 294,317.35 | Sale Proceeds | 2,055,623.56 |
| Plus Proceeds from Sales | | 2,055,623.56 | 4,171,013.71 | Coupon/Interest/Dividend Income | 104,657.18 |
| Plus Proceeds of Maturities/Calls/Principal Payments | | 152,993.83 | 152,993.83 | Principal Payments | 47,600.08 |
| Plus Coupons/Dividends Received | | 104,657.18 | 104,657.18 | Security Purchases | (2,111,432.29) |
| Less Cost of New Purchases | | (2,111,432.29) | (4,403,597.32) | Net Cash Contribution | (201,842.28) |
| Less Beginning Amortized Value of Securities | | (52,661,254.75) | (52,705,882.44) | Reconciling Transactions | 0.00 |
| Less Beginning Accrued Interest | | (271,738.41) | (271,738.41) | | |
| Dividends | | 0.00 | 651.71 | | |
| Total Accrual Basis Earnings | | \$89,662.79 | \$90,314.50 | | |



Portfolio Summary and Statistics

For the Month Ending **March 31, 2024**

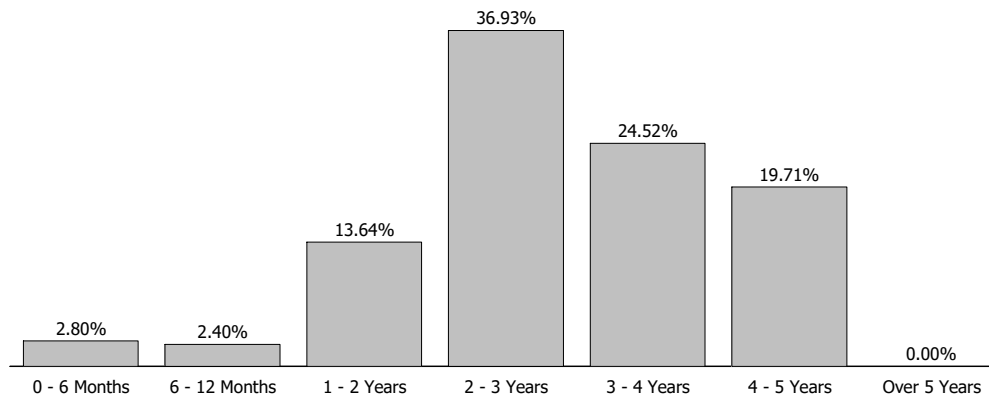
CITY OF LAKE ELSINORE - LAKE ELSINORE - CITY FUNDS

Account Summary

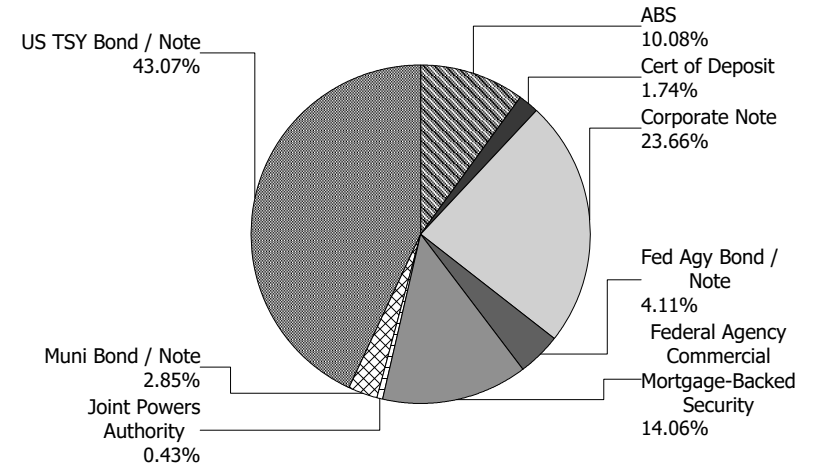
| Description | Par Value | Market Value | Percent |
|--|----------------------|----------------------|----------------|
| U.S. Treasury Bond / Note | 23,625,000.00 | 22,350,554.75 | 43.07 |
| Municipal Bond / Note | 1,535,000.00 | 1,479,199.05 | 2.85 |
| Federal Agency Commercial Mortgage-Backed Security | 7,403,682.63 | 7,296,904.08 | 14.06 |
| Federal Agency Bond / Note | 2,275,000.00 | 2,132,238.90 | 4.11 |
| Corporate Note | 12,595,000.00 | 12,275,287.11 | 23.66 |
| Certificate of Deposit | 900,000.00 | 903,199.66 | 1.74 |
| Asset-Backed Security | 5,255,714.13 | 5,230,975.46 | 10.08 |
| Managed Account Sub-Total | 53,589,396.76 | 51,668,359.01 | 99.57% |
| Accrued Interest | | 294,317.35 | |
| Total Portfolio | 53,589,396.76 | 51,962,676.36 | |
| CAMP Pool | 221,402.57 | 221,402.57 | 0.43 |
| Total Investments | 53,810,799.33 | 52,184,078.93 | 100.00% |

Unsettled Trades 0.00 0.00

Maturity Distribution



Sector Allocation



Characteristics

| | |
|-----------------------------------|-------|
| Yield to Maturity at Cost | 3.70% |
| Yield to Maturity at Market | 4.66% |
| Weighted Average Days to Maturity | 1070 |



Managed Account Issuer Summary

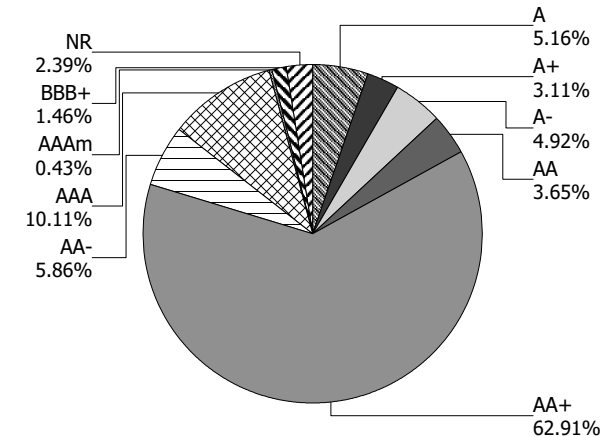
For the Month Ending **March 31, 2024**

CITY OF LAKE ELSINORE - LAKE ELSINORE - CITY FUNDS

Issuer Summary

| Issuer | Market Value of Holdings | Percent |
|--|-----------------------------|---------|
| ABBOTT LABORATORIES | 221,598.45 | 0.43 |
| AIR PRODUCTS & CHEMICALS | 337,439.46 | 0.65 |
| AMAZON.COM INC | 452,574.78 | 0.87 |
| AMERICAN EXPRESS CO | 958,722.20 | 1.85 |
| APPLE INC | 733,814.18 | 1.41 |
| BANK OF AMERICA CO | 790,012.40 | 1.52 |
| BERKSHIRE HATHAWAY INC | 446,393.13 | 0.86 |
| BLACKROCK INC | 775,433.23 | 1.49 |
| BMW FINANCIAL SERVICES NA LLC | 229,256.51 | 0.44 |
| BRISTOL-MYERS SQUIBB CO | 363,573.38 | 0.70 |
| CALIFORNIA STATE UNIVERSITY | 79,949.30 | 0.15 |
| CAMP Pool | 221,402.57 | 0.43 |
| CAPITAL ONE FINANCIAL CORP | 727,846.54 | 1.40 |
| CARMAX AUTO OWNER TRUST | 237,592.15 | 0.46 |
| CATERPILLAR INC | 207,113.18 | 0.40 |
| CHAFFEY JOINT UNION HIGH SCHOOL DISTRICT | 99,031.00 | 0.19 |
| CHARLES SCHWAB | 285,588.90 | 0.55 |
| CHASE ISSURANCE | 407,885.50 | 0.79 |
| CINTAS CORPORATION NO. 2 | 63,721.65 | 0.12 |
| CISCO SYSTEMS INC | 422,352.84 | 0.81 |
| CITIGROUP INC | 776,103.00 | 1.50 |
| DEERE & COMPANY | 377,242.88 | 0.73 |
| DISCOVER FINANCIAL SERVICES | 855,832.99 | 1.65 |
| FANNIE MAE | 1,474,486.97 | 2.84 |
| FEDERAL HOME LOAN BANKS | 140,722.35 | 0.27 |
| FIFTH THIRD AUTO TRUST | 352,304.33 | 0.68 |
| FLORIDA STATE BOARD OF ADMIN FIN CORP | 295,566.40 | 0.57 |
| FORD CREDIT AUTO OWNER TRUST | 128,866.95 | 0.25 |
| FREDDIE MAC | 7,813,933.66 | 15.06 |
| GENERAL DYNAMICS CORP | 220,798.80 | 0.43 |
| GM FINANCIAL CONSUMER AUTOMOBILE TRUST | 321,842.88 | 0.62 |
| GOLDMAN SACHS GROUP INC | 398,030.80 | 0.77 |

Credit Quality (S&P Ratings)





Managed Account Issuer Summary

For the Month Ending **March 31, 2024**

CITY OF LAKE ELSINORE - LAKE ELSINORE - CITY FUNDS

| Issuer | Market Value of Holdings | Percent |
|--|-------------------------------------|----------------|
| HARLEY-DAVIDSON MOTORCYCLE TRUST | 169,588.21 | 0.33 |
| HOME DEPOT INC | 24,323.98 | 0.05 |
| HONDA AUTO RECEIVABLES | 460,371.99 | 0.89 |
| HYUNDAI AUTO RECEIVABLES | 53,365.64 | 0.10 |
| IBM CORP | 221,373.00 | 0.43 |
| JP MORGAN CHASE & CO | 482,850.98 | 0.93 |
| LOCKHEED MARTIN CORP | 59,317.44 | 0.11 |
| LOS ANGELES COMMUNITY COLLEGE DISTRICT | 132,452.60 | 0.26 |
| MICROSOFT CORP | 727,118.25 | 1.40 |
| MORGAN STANLEY | 399,029.60 | 0.77 |
| NATIONAL AUSTRALIA BANK LTD | 731,342.75 | 1.41 |
| NATIONAL RURAL UTILITIES CO FINANCE CORP | 380,592.05 | 0.73 |
| NEW YORK ST URBAN DEVELOPMENT CORP | 311,987.00 | 0.60 |
| NISSAN AUTO RECEIVABLES | 231,742.41 | 0.45 |
| NORDEA BANK ABP | 450,175.05 | 0.87 |
| PACCAR FINANCIAL CORP | 169,875.65 | 0.33 |
| ROCHE HOLDINGS INC | 398,204.30 | 0.77 |
| SAN JUAN UNIFIED SCHOOL DISTRICT | 123,202.30 | 0.24 |
| STATE OF CALIFORNIA | 201,900.00 | 0.39 |
| STATE OF CONNECTICUT | 59,490.00 | 0.11 |
| STATE OF MINNESOTA | 94,499.00 | 0.18 |
| TARGET CORP | 37,120.44 | 0.07 |
| TEXAS INSTRUMENTS INC | 84,904.63 | 0.16 |
| THE BANK OF NEW YORK MELLON CORPORATION | 648,861.56 | 1.25 |
| TORONTO-DOMINION BANK | 453,024.61 | 0.87 |
| TOYOTA MOTOR CORP | 705,773.20 | 1.36 |
| UNITED STATES TREASURY | 22,350,554.75 | 43.06 |
| UNITEDHEALTH GROUP INC | 207,778.50 | 0.40 |
| UNIVERSITY OF CALIFORNIA | 81,121.45 | 0.16 |
| USAA CAPITAL CORP | 220,786.88 | 0.43 |
| Total | \$51,889,761.58 | 100.00% |



Managed Account Detail of Securities Held

For the Month Ending **March 31, 2024**

CITY OF LAKE ELSINORE - LAKE ELSINORE - CITY FUNDS

| Security Type/Description Dated Date/Coupon/Maturity | CUSIP | Par | S&P Rating | Moody's Rating | Trade Date | Settle Date | Original Cost | YTM at Cost | Accrued Interest | Amortized Cost | Market Value |
|---|-----------|--------------|---------------|-------------------|---------------|----------------|------------------|----------------|---------------------|-------------------|-----------------|
| U.S. Treasury Bond / Note | | | | | | | | | | | |
| US TREASURY NOTES DTD 12/31/2019 1.750% 12/31/2024 | 912828YY0 | 50,000.00 | AA+ | Aaa | 08/05/20 | 08/07/20 | 53,441.41 | 0.18 | 221.15 | 50,586.77 | 48,757.81 |
| US TREASURY NOTES DTD 06/30/2020 0.250% 06/30/2025 | 912828ZW3 | 50,000.00 | AA+ | Aaa | 04/01/21 | 04/05/21 | 49,031.25 | 0.72 | 31.59 | 49,715.07 | 47,195.31 |
| US TREASURY NOTES DTD 07/31/2021 0.625% 07/31/2026 | 91282CCP4 | 200,000.00 | AA+ | Aaa | 09/01/22 | 09/06/22 | 179,007.81 | 3.53 | 209.48 | 187,454.81 | 182,750.00 |
| US TREASURY NOTES DTD 07/31/2021 0.625% 07/31/2026 | 91282CCP4 | 325,000.00 | AA+ | Aaa | 06/02/22 | 06/06/22 | 295,762.70 | 2.94 | 340.40 | 308,587.77 | 296,968.75 |
| US TREASURY NOTES DTD 07/31/2021 0.625% 07/31/2026 | 91282CCP4 | 750,000.00 | AA+ | Aaa | 08/01/22 | 08/04/22 | 690,468.75 | 2.74 | 785.54 | 715,229.17 | 685,312.50 |
| US TREASURY NOTES DTD 07/31/2021 0.625% 07/31/2026 | 91282CCP4 | 800,000.00 | AA+ | Aaa | 07/05/22 | 07/08/22 | 732,343.75 | 2.84 | 837.91 | 761,202.51 | 731,000.00 |
| US TREASURY NOTES DTD 07/31/2021 0.625% 07/31/2026 | 91282CCP4 | 900,000.00 | AA+ | Aaa | 08/08/22 | 08/15/22 | 819,562.50 | 3.04 | 942.65 | 852,660.92 | 822,375.00 |
| US TREASURY NOTES DTD 11/15/2016 2.000% 11/15/2026 | 912828U24 | 250,000.00 | AA+ | Aaa | 11/01/22 | 11/04/22 | 228,144.53 | 4.39 | 1,895.60 | 235,776.13 | 234,687.50 |
| US TREASURY NOTES DTD 11/15/2016 2.000% 11/15/2026 | 912828U24 | 975,000.00 | AA+ | Aaa | 01/04/23 | 01/06/23 | 907,092.77 | 3.96 | 7,392.86 | 928,828.87 | 915,281.25 |
| US TREASURY NOTES DTD 11/15/2016 2.000% 11/15/2026 | 912828U24 | 2,100,000.00 | AA+ | Aaa | 12/05/22 | 12/07/22 | 1,954,066.41 | 3.92 | 15,923.08 | 2,002,846.16 | 1,971,375.00 |
| US TREASURY NOTES DTD 11/15/2016 2.000% 11/15/2026 | 912828U24 | 9,500,000.00 | AA+ | Aaa | 01/13/23 | 01/17/23 | 8,922,578.13 | 3.72 | 72,032.97 | 9,104,313.20 | 8,918,125.00 |
| US TREASURY NOTES DTD 04/30/2022 2.750% 04/30/2027 | 91282CEN7 | 1,200,000.00 | AA+ | Aaa | 01/31/23 | 02/03/23 | 1,155,421.88 | 3.70 | 13,870.88 | 1,167,610.98 | 1,142,812.56 |
| US TREASURY NOTES DTD 07/31/2022 2.750% 07/31/2027 | 91282CFB2 | 375,000.00 | AA+ | Aaa | 05/01/23 | 05/05/23 | 362,329.10 | 3.62 | 1,728.19 | 365,046.63 | 356,132.81 |
| US TREASURY NOTES DTD 07/31/2022 2.750% 07/31/2027 | 91282CFB2 | 400,000.00 | AA+ | Aaa | 03/02/23 | 03/06/23 | 373,265.62 | 4.44 | 1,843.41 | 379,782.96 | 379,875.00 |



Managed Account Detail of Securities Held

For the Month Ending **March 31, 2024**

CITY OF LAKE ELSINORE - LAKE ELSINORE - CITY FUNDS

| Security Type/Description Dated Date/Coupon/Maturity | CUSIP | Par | S&P Rating | Moody's Rating | Trade Date | Settle Date | Original Cost | YTM at Cost | Accrued Interest | Amortized Cost | Market Value |
|---|-----------|----------------------|---------------|-------------------|---------------|----------------|----------------------|----------------|---------------------|----------------------|----------------------|
| U.S. Treasury Bond / Note | | | | | | | | | | | |
| US TREASURY NOTES DTD 07/31/2022 2.750% 07/31/2027 | 91282CFB2 | 600,000.00 | AA+ | Aaa | 07/03/23 | 07/07/23 | 565,640.63 | 4.30 | 2,765.11 | 571,864.65 | 569,812.50 |
| US TREASURY NOTES DTD 07/31/2022 2.750% 07/31/2027 | 91282CFB2 | 825,000.00 | AA+ | Aaa | 06/02/23 | 06/06/23 | 786,779.30 | 3.97 | 3,802.03 | 794,342.76 | 783,492.19 |
| US TREASURY NOTES DTD 11/30/2022 3.875% 11/30/2027 | 91282CFZ9 | 1,175,000.00 | AA+ | Aaa | 01/02/24 | 01/05/24 | 1,170,501.95 | 3.98 | 15,301.48 | 1,170,776.57 | 1,156,273.44 |
| US TREASURY NOTES DTD 11/30/2022 3.875% 11/30/2027 | 91282CFZ9 | 1,200,000.00 | AA+ | Aaa | 12/01/23 | 12/05/23 | 1,184,109.38 | 4.24 | 15,627.05 | 1,185,397.22 | 1,180,875.00 |
| US TREASURY NOTES DTD 02/28/2023 4.000% 02/29/2028 | 91282CGP0 | 600,000.00 | AA+ | Aaa | 02/02/24 | 02/06/24 | 602,507.81 | 3.89 | 2,086.96 | 602,414.87 | 593,062.50 |
| US TREASURY NOTES DTD 02/28/2023 4.000% 02/29/2028 | 91282CGP0 | 1,350,000.00 | AA+ | Aaa | 03/01/24 | 03/06/24 | 1,335,287.11 | 4.30 | 4,695.65 | 1,335,550.02 | 1,334,390.63 |
| Security Type Sub-Total | | 23,625,000.00 | | | | | 22,367,342.79 | 3.76 | 162,333.99 | 22,769,988.04 | 22,350,554.75 |
| Municipal Bond / Note | | | | | | | | | | | |
| CT ST TXBL GO BONDS DTD 06/11/2020 1.998% 07/01/2024 | 20772KJW0 | 60,000.00 | AA- | Aa3 | 05/29/20 | 06/11/20 | 60,000.00 | 2.00 | 299.70 | 60,000.00 | 59,490.00 |
| CHAFFEY UHSD, CA TXBL GO BONDS DTD 12/05/2019 2.101% 08/01/2024 | 157411TK5 | 100,000.00 | AA- | Aa1 | 11/06/19 | 12/05/19 | 100,000.00 | 2.10 | 350.17 | 100,000.00 | 99,031.00 |
| NY ST URBAN DEV CORP TXBL REV BONDS DTD 12/23/2020 0.870% 03/15/2025 | 650036DT0 | 325,000.00 | NR | NR | 12/16/20 | 12/23/20 | 325,000.00 | 0.87 | 125.67 | 325,000.00 | 311,987.00 |
| UNIV OF CAL TXBL REV BONDS DTD 07/16/2020 0.883% 05/15/2025 | 91412HGE7 | 85,000.00 | AA | Aa2 | 07/10/20 | 07/16/20 | 85,000.00 | 0.88 | 283.54 | 85,000.00 | 81,121.45 |
| FL ST BOARD OF ADMIN TXBL REV BONDS DTD 09/16/2020 1.258% 07/01/2025 | 341271AD6 | 65,000.00 | AA | Aa3 | 09/03/20 | 09/16/20 | 65,459.55 | 1.11 | 204.42 | 65,119.81 | 61,973.60 |
| FL ST BOARD OF ADMIN TXBL REV BONDS DTD 09/16/2020 1.258% 07/01/2025 | 341271AD6 | 85,000.00 | AA | Aa3 | 09/03/20 | 09/16/20 | 85,563.55 | 1.12 | 267.32 | 85,146.93 | 81,042.40 |
| FL ST BOARD OF ADMIN TXBL REV BONDS DTD 09/16/2020 1.258% 07/01/2025 | 341271AD6 | 160,000.00 | AA | Aa3 | 09/03/20 | 09/16/20 | 160,000.00 | 1.26 | 503.20 | 160,000.00 | 152,550.40 |



Managed Account Detail of Securities Held

For the Month Ending **March 31, 2024**

CITY OF LAKE ELSINORE - LAKE ELSINORE - CITY FUNDS

| Security Type/Description Dated Date/Coupon/Maturity | CUSIP | Par | S&P Rating | Moody's Rating | Trade Date | Settle Date | Original Cost | YTM at Cost | Accrued Interest | Amortized Cost | Market Value |
|---|-----------|------------|---------------|-------------------|---------------|----------------|------------------|----------------|---------------------|-------------------|-----------------|
| Municipal Bond / Note | | | | | | | | | | | |
| MN ST TXBL GO BONDS DTD 08/25/2020 0.630% 08/01/2025 | 60412AVJ9 | 100,000.00 | AAA | Aaa | 08/11/20 | 08/25/20 | 100,000.00 | 0.63 | 105.00 | 100,000.00 | 94,499.00 |
| SAN JUAN USD, CA TXBL GO BONDS DTD 10/29/2020 0.852% 08/01/2025 | 798306WP7 | 130,000.00 | NR | Aa2 | 10/16/20 | 10/29/20 | 130,000.00 | 0.85 | 184.60 | 130,000.00 | 123,202.30 |
| LOS ANGELES CCD, CA TXBL GO BONDS DTD 11/10/2020 0.773% 08/01/2025 | 54438CYK2 | 140,000.00 | AA+ | Aaa | 10/30/20 | 11/10/20 | 140,000.00 | 0.77 | 180.37 | 140,000.00 | 132,452.60 |
| CA ST UNIV TXBL REV BONDS DTD 07/29/2021 0.862% 11/01/2025 | 13077DQD7 | 85,000.00 | AA- | Aa2 | 07/09/21 | 07/29/21 | 85,000.00 | 0.86 | 305.29 | 85,000.00 | 79,949.30 |
| CA ST MUNICIPAL BONDS DTD 03/15/2023 4.846% 03/01/2027 | 13063D3N6 | 200,000.00 | AA- | Aa2 | 03/09/23 | 03/15/23 | 200,000.00 | 4.85 | 807.67 | 200,000.00 | 201,900.00 |

| | | | | | | | | | | | |
|--------------------------------|--|---------------------|--|--|--|--|---------------------|-------------|-----------------|---------------------|---------------------|
| Security Type Sub-Total | | 1,535,000.00 | | | | | 1,536,023.10 | 1.58 | 3,616.95 | 1,535,266.74 | 1,479,199.05 |
|--------------------------------|--|---------------------|--|--|--|--|---------------------|-------------|-----------------|---------------------|---------------------|

| | | | | | | | | | | | |
|--|-----------|------------|-----|-----|----------|----------|------------|------|----------|------------|------------|
| Federal Agency Commercial Mortgage-Backed Security | | | | | | | | | | | |
| FHMS K043 A2 DTD 03/01/2015 3.062% 12/01/2024 | 3137BGK24 | 245,130.79 | AA+ | Aaa | 03/19/20 | 03/25/20 | 257,272.42 | 1.95 | 625.49 | 246,861.26 | 240,982.61 |
| FHMS K054 A2 DTD 04/20/2016 2.745% 01/01/2026 | 3137BNGT5 | 275,000.00 | AA+ | Aaa | 04/11/23 | 04/14/23 | 263,613.28 | 4.37 | 629.06 | 267,661.13 | 264,859.26 |
| FHMS K058 A2 DTD 11/09/2016 2.653% 08/01/2026 | 3137BSP72 | 550,000.00 | AA+ | Aaa | 04/06/23 | 04/12/23 | 526,839.84 | 4.02 | 1,215.96 | 533,651.65 | 523,543.16 |
| FHMS K061 A2 DTD 01/30/2017 3.347% 11/01/2026 | 3137BTUM1 | 377,198.75 | AA+ | Aaa | 05/19/23 | 05/24/23 | 365,588.11 | 4.31 | 1,052.07 | 368,479.22 | 364,213.29 |
| FHMS K064 A2 DTD 05/15/2017 3.224% 03/01/2027 | 3137BXOY1 | 550,000.00 | AA+ | Aaa | 08/16/23 | 08/18/23 | 518,804.69 | 4.98 | 1,477.67 | 524,289.85 | 528,109.84 |
| FHLMC MULTIFAMILY STRUCTURED P DTD 07/01/2017 3.243% 04/01/2027 | 3137F1G44 | 550,000.00 | AA+ | Aaa | 06/08/23 | 06/13/23 | 527,033.20 | 4.44 | 1,486.38 | 531,881.38 | 527,722.34 |
| FHMS KJ48 A1 DTD 12/01/2023 4.858% 05/01/2028 | 3137HBC69 | 398,318.67 | AA+ | Aaa | 12/06/23 | 12/14/23 | 398,315.48 | 4.86 | 1,612.53 | 398,315.68 | 397,821.80 |



Managed Account Detail of Securities Held

For the Month Ending **March 31, 2024**

CITY OF LAKE ELSINORE - LAKE ELSINORE - CITY FUNDS

| Security Type/Description Dated Date/Coupon/Maturity | CUSIP | Par | S&P Rating | Moody's Rating | Trade Date | Settle Date | Original Cost | YTM at Cost | Accrued Interest | Amortized Cost | Market Value |
|--|-----------|---------------------|---------------|-------------------|---------------|----------------|---------------------|----------------|---------------------|---------------------|---------------------|
| Federal Agency Commercial Mortgage-Backed Security | | | | | | | | | | | |
| FHMS KJ46 A1 DTD 07/01/2023 4.777% 06/01/2028 | 3137HAD45 | 438,034.42 | AA+ | Aaa | 07/19/23 | 07/27/23 | 438,023.50 | 4.78 | 1,743.74 | 438,025.04 | 435,604.46 |
| FHMS K505 A2 DTD 07/01/2023 4.819% 06/01/2028 | 3137HACX2 | 550,000.00 | AA+ | Aaa | 07/13/23 | 07/20/23 | 555,493.40 | 4.59 | 2,208.71 | 554,702.45 | 551,600.91 |
| FNA 2023-M6 A2 DTD 07/01/2023 4.190% 07/01/2028 | 3136BQDE6 | 550,000.00 | AA+ | Aaa | 07/18/23 | 07/31/23 | 540,675.78 | 4.58 | 1,920.42 | 541,947.03 | 539,097.82 |
| FHMS K508 A2 DTD 10/01/2023 4.740% 08/01/2028 | 3137HAQ74 | 500,000.00 | AA+ | Aaa | 10/11/23 | 10/19/23 | 489,032.00 | 5.26 | 1,975.00 | 489,953.52 | 500,056.14 |
| FHMS K506 A2 DTD 09/01/2023 4.650% 08/01/2028 | 3137HAMH6 | 800,000.00 | AA+ | Aaa | 09/07/23 | 09/14/23 | 788,165.60 | 4.99 | 3,100.00 | 789,353.85 | 797,536.43 |
| FHMS K509 A2 DTD 10/01/2023 4.850% 09/01/2028 | 3137HAST4 | 375,000.00 | AA+ | Aaa | 10/25/23 | 10/31/23 | 363,043.88 | 5.60 | 1,515.63 | 363,957.47 | 376,815.15 |
| FHMS K507 A2 DTD 09/01/2023 4.800% 09/01/2028 | 3137HAMS2 | 500,000.00 | AA+ | Aaa | 09/20/23 | 09/28/23 | 494,023.50 | 5.07 | 2,000.00 | 494,573.68 | 501,499.82 |
| FHMS K510 A2 DTD 11/01/2023 5.069% 10/01/2028 | 3137HB3D4 | 180,000.00 | AA+ | Aaa | 11/14/23 | 11/21/23 | 179,479.62 | 5.14 | 760.35 | 179,513.98 | 182,466.18 |
| FHMS K511 A2 DTD 12/01/2023 4.860% 10/01/2028 | 3137HB3G7 | 275,000.00 | AA+ | Aaa | 11/28/23 | 12/07/23 | 274,209.93 | 4.93 | 1,113.75 | 274,256.40 | 276,557.75 |
| FHMS K514 A2 DTD 02/01/2024 4.572% 12/01/2028 | 3137HBLV4 | 290,000.00 | AA+ | Aaa | 02/01/24 | 02/08/24 | 292,899.71 | 4.34 | 1,104.90 | 292,820.06 | 288,417.12 |
| Security Type Sub-Total | | 7,403,682.63 | | | | | 7,272,513.94 | 4.67 | 25,541.66 | 7,290,243.65 | 7,296,904.08 |
| Federal Agency Bond / Note | | | | | | | | | | | |
| FREDDIE MAC NOTES DTD 07/23/2020 0.375% 07/21/2025 | 3137EAEU9 | 425,000.00 | AA+ | Aaa | 07/21/20 | 07/23/20 | 422,883.50 | 0.48 | 309.90 | 424,447.67 | 400,591.40 |
| FANNIE MAE NOTES DTD 08/27/2020 0.375% 08/25/2025 | 3135G05X7 | 350,000.00 | AA+ | Aaa | 08/25/20 | 08/27/20 | 348,362.00 | 0.47 | 131.25 | 349,541.11 | 328,539.40 |
| FEDERAL HOME LOAN BANK NOTES DTD 09/11/2020 0.375% 09/04/2025 | 3130AK5E2 | 150,000.00 | AA+ | Aaa | 09/10/20 | 09/11/20 | 149,550.00 | 0.44 | 42.19 | 149,871.11 | 140,722.35 |



Managed Account Detail of Securities Held

For the Month Ending **March 31, 2024**

CITY OF LAKE ELSINORE - LAKE ELSINORE - CITY FUNDS

| Security Type/Description Dated Date/Coupon/Maturity | CUSIP | Par | S&P Rating | Moody's Rating | Trade Date | Settle Date | Original Cost | YTM at Cost | Accrued Interest | Amortized Cost | Market Value |
|--|-----------|---------------------|---------------|-------------------|---------------|----------------|---------------------|----------------|---------------------|---------------------|---------------------|
| Federal Agency Bond / Note | | | | | | | | | | | |
| FREDDIE MAC NOTES DTD 09/25/2020 0.375% 09/23/2025 | 3137EAEX3 | 700,000.00 | AA+ | Aaa | 09/23/20 | 09/25/20 | 697,893.00 | 0.44 | 58.33 | 699,376.22 | 655,536.00 |
| FANNIE MAE NOTES DTD 11/12/2020 0.500% 11/07/2025 | 3135G06G3 | 650,000.00 | AA+ | Aaa | 11/09/20 | 11/12/20 | 647,673.00 | 0.57 | 1,300.00 | 649,252.45 | 606,849.75 |
| Security Type Sub-Total | | 2,275,000.00 | | | | | 2,266,361.50 | 0.49 | 1,841.67 | 2,272,488.56 | 2,132,238.90 |
| Corporate Note | | | | | | | | | | | |
| BANK OF NY MELLON CORP NOTES (CALLABLE) DTD 04/26/2021 0.500% 04/26/2024 | 06406RAS6 | 210,000.00 | A | A1 | 04/19/21 | 04/26/21 | 209,775.30 | 0.54 | 452.08 | 209,994.87 | 209,276.13 |
| MORGAN STANLEY CORP NOTES DTD 04/28/2014 3.875% 04/29/2024 | 61746BDQ6 | 400,000.00 | A- | A1 | 07/19/19 | 07/23/19 | 422,916.00 | 2.59 | 6,544.44 | 400,368.34 | 399,029.60 |
| GOLDMAN SACHS GROUP INC (CALLABLE) BONDS DTD 07/08/2014 3.850% 07/08/2024 | 38141EC23 | 400,000.00 | BBB+ | A2 | 07/08/19 | 07/11/19 | 418,632.00 | 2.84 | 3,550.56 | 400,075.26 | 398,030.80 |
| BMW US CAPITAL LLC CORPORATE NOTES DTD 08/12/2021 0.750% 08/12/2024 | 05565EBU8 | 70,000.00 | A | A2 | 08/09/21 | 08/12/21 | 69,993.70 | 0.75 | 71.46 | 69,999.24 | 69,112.61 |
| PACCAR FINANCIAL CORP CORPORATE NOTES DTD 02/06/2020 1.800% 02/06/2025 | 69371RO66 | 175,000.00 | A+ | A1 | 10/22/20 | 10/29/20 | 182,894.25 | 0.73 | 481.25 | 176,572.78 | 169,875.65 |
| AMERICAN EXPRESS CO CORP NOTES (CALLABLE) DTD 03/04/2022 2.250% 03/04/2025 | 025816CO0 | 80,000.00 | BBB+ | A2 | 03/01/22 | 03/04/22 | 79,919.20 | 2.29 | 135.00 | 79,975.16 | 77,734.00 |
| ROCHE HOLDINGS INC (CALLABLE) CORPORATE DTD 03/10/2022 2.132% 03/10/2025 | 771196BT8 | 410,000.00 | AA | Aa2 | 03/03/22 | 03/10/22 | 410,000.00 | 2.13 | 509.90 | 410,000.00 | 398,204.30 |
| HOME DEPOT INC (CALLABLE) CORPORATE NOTE DTD 03/28/2022 2.700% 04/15/2025 | 437076CM2 | 25,000.00 | A | A2 | 03/24/22 | 03/28/22 | 24,956.25 | 2.76 | 311.25 | 24,985.12 | 24,323.98 |



Managed Account Detail of Securities Held

For the Month Ending **March 31, 2024**

CITY OF LAKE ELSINORE - LAKE ELSINORE - CITY FUNDS

| Security Type/Description Dated Date/Coupon/Maturity | CUSIP | Par | S&P Rating | Moody's Rating | Trade Date | Settle Date | Original Cost | YTM at Cost | Accrued Interest | Amortized Cost | Market Value |
|---|-----------|------------|---------------|-------------------|---------------|----------------|------------------|----------------|---------------------|-------------------|-----------------|
| Corporate Note | | | | | | | | | | | |
| CINTAS CORPORATION NO. 2 CORP NOTE (CALL DTD 05/03/2022 3.450% 05/01/2025 | 17252MAP5 | 65,000.00 | A- | A3 | 04/26/22 | 05/03/22 | 64,985.70 | 3.46 | 934.38 | 64,994.84 | 63,721.65 |
| USAA CAPITAL CORP CORPORATE NOTES DTD 05/26/2022 3.375% 05/01/2025 | 90327OD89 | 225,000.00 | AA | Aa1 | 05/23/22 | 05/26/22 | 224,264.25 | 3.49 | 3,164.06 | 224,728.64 | 220,786.88 |
| GENERAL DYNAMICS CORP (CALLABLE) CORP NO DTD 05/11/2018 3.500% 05/15/2025 | 369550BG2 | 225,000.00 | A- | A3 | 10/16/20 | 10/20/20 | 252,247.50 | 0.80 | 2,975.00 | 230,900.52 | 220,798.80 |
| JPMORGAN CHASE & CO (CALLABLE) CORP NOTE DTD 06/01/2021 0.824% 06/01/2025 | 46647PCH7 | 315,000.00 | A- | A1 | 05/24/21 | 06/01/21 | 315,000.00 | 0.82 | 865.20 | 315,000.00 | 312,241.55 |
| AMAZON INC CORP NOTES (CALLABLE) DTD 06/03/2020 0.800% 06/03/2025 | 023135BQ8 | 475,000.00 | AA | A1 | 06/03/20 | 06/05/20 | 474,767.25 | 0.81 | 1,245.56 | 474,945.39 | 452,574.78 |
| NATIONAL AUSTRALIA BK/NY CORPORATE NOTES DTD 06/09/2022 3.500% 06/09/2025 | 63254ABD9 | 250,000.00 | AA- | Aa2 | 05/31/22 | 06/09/22 | 250,000.00 | 3.50 | 2,722.22 | 250,000.00 | 245,273.25 |
| NATIONAL RURAL UTIL COOP CORPORATE NOTES DTD 05/04/2022 3.450% 06/15/2025 | 63743HFE7 | 50,000.00 | A- | A2 | 04/27/22 | 05/04/22 | 49,986.50 | 3.46 | 507.92 | 49,994.78 | 48,952.00 |
| IBM CORP CORPORATE NOTES DTD 07/27/2022 4.000% 07/27/2025 | 459200KS9 | 225,000.00 | A- | A3 | 07/20/22 | 07/27/22 | 225,000.00 | 4.00 | 1,600.00 | 225,000.00 | 221,373.00 |
| BANK OF AMERICA CORP NOTES DTD 07/30/2015 3.875% 08/01/2025 | 06051GFS3 | 225,000.00 | A- | A1 | 08/18/20 | 08/20/20 | 256,918.50 | 0.93 | 1,453.13 | 233,602.27 | 221,514.08 |
| ABBOTT LABORATORIES CORPORATE NOTES (CAL DTD 03/22/2017 3.875% 09/15/2025 | 002824BM1 | 225,000.00 | AA- | Aa3 | 09/24/20 | 09/28/20 | 257,845.50 | 0.86 | 387.50 | 233,397.45 | 221,598.45 |
| BANK OF AMERICA CORP NOTES (CALLABLE) DTD 12/06/2021 1.530% 12/06/2025 | 06051GKE8 | 225,000.00 | A- | A1 | 12/01/21 | 12/06/21 | 225,000.00 | 1.53 | 1,099.69 | 225,000.00 | 218,758.05 |



Managed Account Detail of Securities Held

For the Month Ending **March 31, 2024**

CITY OF LAKE ELSINORE - LAKE ELSINORE - CITY FUNDS

| Security Type/Description Dated Date/Coupon/Maturity | CUSIP | Par | S&P Rating | Moody's Rating | Trade Date | Settle Date | Original Cost | YTM at Cost | Accrued Interest | Amortized Cost | Market Value |
|---|-----------|------------|---------------|-------------------|---------------|----------------|------------------|----------------|---------------------|-------------------|-----------------|
| Corporate Note | | | | | | | | | | | |
| JPMORGAN CHASE & CO CORP NOTES (CALLABLE DTD 02/24/2022 2.595% 02/24/2026 | 46647PCV6 | 175,000.00 | A- | A1 | 02/16/22 | 02/24/22 | 175,000.00 | 2.60 | 466.74 | 175,000.00 | 170,609.43 |
| UNITEDHEALTH GROUP INC (CALLABLE) CORPOR DTD 05/19/2021 1.150% 05/15/2026 | 91324PEC2 | 225,000.00 | A+ | A2 | 05/17/21 | 05/19/21 | 224,608.50 | 1.19 | 977.50 | 224,833.69 | 207,778.50 |
| BMW US CAPITAL LLC (CALLABLE) CORPORATE DTD 08/12/2021 1.250% 08/12/2026 | 05565EBW4 | 175,000.00 | A | A2 | 08/12/21 | 08/16/21 | 174,947.50 | 1.26 | 297.74 | 174,975.13 | 160,143.90 |
| CATERPILLAR FINL SERVICE CORPORATE NOTES DTD 01/10/2022 1.700% 01/08/2027 | 14913R2U0 | 225,000.00 | A | A2 | 01/11/22 | 01/13/22 | 223,863.75 | 1.81 | 881.88 | 224,368.54 | 207,113.18 |
| TARGET CORP CORP NOTES (CALLABLE) DTD 01/24/2022 1.950% 01/15/2027 | 87612EBM7 | 40,000.00 | A | A2 | 01/19/22 | 01/24/22 | 39,932.00 | 1.99 | 164.67 | 39,961.86 | 37,120.44 |
| BANK OF NY MELLON CORP (CALLABLE) CORPOR DTD 01/26/2022 2.050% 01/26/2027 | 06406RBA4 | 475,000.00 | A | A1 | 01/26/22 | 01/28/22 | 473,945.50 | 2.10 | 1,758.16 | 474,404.53 | 439,585.43 |
| MICROSOFT CORP CORP NOTES (CALLABLE) DTD 02/06/2017 3.300% 02/06/2027 | 594918BY9 | 750,000.00 | AAA | Aaa | 03/14/23 | 03/17/23 | 721,942.50 | 4.36 | 3,781.25 | 729,460.02 | 727,118.25 |
| AMERICAN EXPRESS CO CORP NOTES (CALLABLE DTD 03/04/2022 2.550% 03/04/2027 | 025816CS6 | 300,000.00 | BBB+ | A2 | 01/13/23 | 01/18/23 | 277,203.00 | 4.59 | 573.75 | 283,848.34 | 279,772.80 |
| BERKSHIRE HATHAWAY CORP NOTES (CALLABLE) DTD 03/15/2022 2.300% 03/15/2027 | 084664CZ2 | 475,000.00 | AA | Aa2 | 03/15/22 | 03/17/22 | 466,089.00 | 2.70 | 485.56 | 469,733.52 | 446,393.13 |
| CHARLES SCHWAB CORP NOTES (CALLABLE) DTD 09/24/2021 3.300% 04/01/2027 | 808513BW4 | 300,000.00 | A- | A2 | 02/17/23 | 02/22/23 | 284,925.00 | 4.66 | 4,950.00 | 288,987.91 | 285,588.90 |



Managed Account Detail of Securities Held

For the Month Ending **March 31, 2024**

CITY OF LAKE ELSINORE - LAKE ELSINORE - CITY FUNDS

| Security Type/Description Dated Date/Coupon/Maturity | CUSIP | Par | S&P Rating | Moody's Rating | Trade Date | Settle Date | Original Cost | YTM at Cost | Accrued Interest | Amortized Cost | Market Value |
|--|-----------|------------|---------------|-------------------|---------------|----------------|------------------|----------------|---------------------|-------------------|-----------------|
| Corporate Note | | | | | | | | | | | |
| NATIONAL AUSTRALIA BK/NY CORPORATE NOTES DTD 06/09/2022 3.905% 06/09/2027 | 63254ABE7 | 500,000.00 | AA- | Aa2 | 01/13/23 | 01/18/23 | 488,325.00 | 4.50 | 6,074.44 | 491,522.33 | 486,069.50 |
| APPLE INC (CALLABLE) BONDS DTD 09/12/2017 2.900% 09/12/2027 | 037833DB3 | 775,000.00 | AA+ | Aaa | 01/19/23 | 01/23/23 | 741,062.75 | 3.94 | 1,186.18 | 749,762.55 | 733,814.18 |
| TOYOTA MOTOR CREDIT CORP CORPORATE NOTES DTD 01/12/2023 4.625% 01/12/2028 | 89236TKO7 | 375,000.00 | A+ | A1 | 02/08/23 | 02/10/23 | 376,282.50 | 4.55 | 3,805.99 | 375,985.61 | 372,993.00 |
| NATIONAL RURAL UTIL COOP CORP NOTES (CAL DTD 02/07/2018 3.400% 02/07/2028 | 637432NP6 | 350,000.00 | A- | A1 | 02/17/23 | 02/22/23 | 329,189.00 | 4.76 | 1,785.00 | 333,831.54 | 331,640.05 |
| TEXAS INSTRUMENTS INC CORP NOTE (CALLABL DTD 11/18/2022 4.600% 02/15/2028 | 882508BV5 | 85,000.00 | A+ | Aa3 | 05/11/23 | 05/18/23 | 87,043.40 | 4.04 | 499.61 | 86,660.64 | 84,904.63 |
| BRISTOL-MYERS SQUIBB CO CORP NOTES (CALL DTD 07/15/2020 3.900% 02/20/2028 | 110122DE5 | 375,000.00 | A | A2 | 03/09/23 | 03/13/23 | 358,263.75 | 4.93 | 1,665.63 | 361,833.53 | 363,573.38 |
| LOCKHEED MARTIN CORP NOTES (CALLABLE) DTD 05/25/2023 4.450% 05/15/2028 | 539830BZ1 | 60,000.00 | A- | A2 | 05/23/23 | 05/25/23 | 59,892.00 | 4.49 | 1,008.67 | 59,910.54 | 59,317.44 |
| JOHN DEERE CAPITAL CORP CORPORATE NOTES DTD 07/14/2023 4.950% 07/14/2028 | 24422EXB0 | 375,000.00 | A | A1 | 07/21/23 | 07/25/23 | 377,865.00 | 4.78 | 3,970.31 | 377,469.01 | 377,242.88 |
| CITIBANK NA CORP NOTES (CALLABLE) DTD 09/29/2023 5.803% 09/29/2028 | 17325FBB3 | 750,000.00 | A+ | Aa3 | 10/02/23 | 10/04/23 | 746,280.00 | 5.92 | 241.79 | 746,602.44 | 776,103.00 |
| AIR PRODUCTS & CHEMICALS CORP NOTES (CAL DTD 02/08/2024 4.600% 02/08/2029 | 009158BH8 | 340,000.00 | A | A2 | 02/06/24 | 02/08/24 | 339,547.80 | 4.63 | 2,302.56 | 339,559.56 | 337,439.46 |



Managed Account Detail of Securities Held

For the Month Ending **March 31, 2024**

CITY OF LAKE ELSINORE - LAKE ELSINORE - CITY FUNDS

| Security Type/Description Dated Date/Coupon/Maturity | CUSIP | Par | S&P Rating | Moody's Rating | Trade Date | Settle Date | Original Cost | YTM at Cost | Accrued Interest | Amortized Cost | Market Value |
|--|-----------|----------------------|---------------|-------------------|---------------|----------------|----------------------|----------------|---------------------|----------------------|----------------------|
| Corporate Note | | | | | | | | | | | |
| CISCO SYSTEMS INC CORPORATE NOTES (CALLA DTD 02/26/2024 4.850% 02/26/2029 | 17275RBR2 | 420,000.00 | AA- | A1 | 02/21/24 | 02/26/24 | 419,853.00 | 4.86 | 1,980.42 | 419,855.51 | 422,352.84 |
| BLACKROCK FUNDING INC CORPORATE NOTES (C DTD 03/14/2024 4.700% 03/14/2029 | 09290DAA9 | 50,000.00 | AA- | Aa3 | 03/05/24 | 03/14/24 | 49,909.50 | 4.74 | 110.97 | 49,910.29 | 50,027.95 |
| BLACKROCK FUNDING INC CORPORATE NOTES (C DTD 03/14/2024 4.700% 03/14/2029 | 09290DAA9 | 725,000.00 | AA- | Aa3 | 03/06/24 | 03/14/24 | 725,355.25 | 4.69 | 1,609.10 | 725,352.10 | 725,405.28 |
| Security Type Sub-Total | | 12,595,000.00 | | | | | 12,576,427.60 | 3.39 | 69,588.52 | 12,503,363.85 | 12,275,287.11 |
| Certificate of Deposit | | | | | | | | | | | |
| TORONTO DOMINION BANK NY CERT DEPOS DTD 10/31/2022 5.600% 10/27/2025 | 89115B6K1 | 450,000.00 | A | A1 | 10/27/22 | 10/31/22 | 450,000.00 | 5.58 | 11,130.00 | 450,000.00 | 453,024.61 |
| NORDEA BANK ABP NEW YORK CERT DEPOS DTD 11/03/2022 5.530% 11/03/2025 | 65558UYF3 | 450,000.00 | AA- | Aa3 | 11/02/22 | 11/03/22 | 450,000.00 | 5.53 | 10,230.50 | 450,000.00 | 450,175.05 |
| Security Type Sub-Total | | 900,000.00 | | | | | 900,000.00 | 5.56 | 21,360.50 | 900,000.00 | 903,199.66 |
| Asset-Backed Security | | | | | | | | | | | |
| HART 2021-A A3 DTD 04/28/2021 0.380% 09/15/2025 | 44933LAC7 | 11,826.43 | AAA | NR | 04/20/21 | 04/28/21 | 11,825.19 | 0.38 | 2.00 | 11,826.02 | 11,727.79 |
| NAROT 2021-A A3 DTD 06/23/2021 0.330% 10/15/2025 | 65480BAC1 | 94,704.98 | AAA | Aaa | 06/15/21 | 06/23/21 | 94,703.37 | 0.33 | 13.89 | 94,704.41 | 93,081.99 |
| TAOT 2021-B A3 DTD 06/14/2021 0.260% 11/17/2025 | 89190GAC1 | 91,573.46 | AAA | NR | 06/08/21 | 06/14/21 | 91,563.59 | 0.26 | 10.58 | 91,569.83 | 90,008.67 |
| HAROT 2021-4 A3 DTD 11/24/2021 0.880% 01/21/2026 | 43815GAC3 | 54,334.83 | NR | Aaa | 11/16/21 | 11/24/21 | 54,323.38 | 0.89 | 13.28 | 54,329.86 | 53,027.20 |



Managed Account Detail of Securities Held

For the Month Ending **March 31, 2024**

CITY OF LAKE ELSINORE - LAKE ELSINORE - CITY FUNDS

| Security Type/Description Dated Date/Coupon/Maturity | CUSIP | Par | S&P Rating | Moody's Rating | Trade Date | Settle Date | Original Cost | YTM at Cost | Accrued Interest | Amortized Cost | Market Value |
|---|-----------|------------|---------------|-------------------|---------------|----------------|------------------|----------------|---------------------|-------------------|-----------------|
| Asset-Backed Security | | | | | | | | | | | |
| CARMX 2021-2 A3 DTD 04/21/2021 0.520% 02/17/2026 | 14314QAC8 | 31,040.41 | AAA | NR | 04/13/21 | 04/21/21 | 31,033.71 | 0.52 | 7.17 | 31,037.80 | 30,532.38 |
| HART 2021-C A3 DTD 11/17/2021 0.740% 05/15/2026 | 44935FAD6 | 42,575.89 | AAA | NR | 11/09/21 | 11/17/21 | 42,566.38 | 0.75 | 14.00 | 42,571.40 | 41,637.85 |
| DCENT 2021-A1 A1 DTD 09/27/2021 0.580% 09/15/2026 | 254683CP8 | 195,000.00 | AAA | Aaa | 09/20/21 | 09/27/21 | 194,958.25 | 0.58 | 50.27 | 194,979.36 | 190,678.18 |
| GMCAR 2021-4 A3 DTD 10/21/2021 0.680% 09/16/2026 | 362554AC1 | 49,658.13 | AAA | Aaa | 10/13/21 | 10/21/21 | 49,656.86 | 0.68 | 14.07 | 49,657.49 | 48,218.90 |
| CARMX 2022-3 A3 DTD 07/20/2022 3.970% 04/15/2027 | 14318MAD1 | 210,000.00 | AAA | NR | 07/12/22 | 07/20/22 | 209,995.04 | 3.97 | 370.53 | 209,996.82 | 207,059.77 |
| NAROT 2022-B A3 DTD 09/28/2022 4.460% 05/17/2027 | 65480JAC4 | 140,000.00 | AAA | Aaa | 09/20/22 | 09/28/22 | 139,971.03 | 4.46 | 277.51 | 139,980.46 | 138,660.42 |
| GMCAR 2022-4 A3 DTD 10/12/2022 4.820% 08/16/2027 | 36265OAD8 | 275,000.00 | AAA | NR | 10/04/22 | 10/12/22 | 274,954.93 | 4.82 | 552.29 | 274,968.61 | 273,623.98 |
| TAOT 2023-A A3 DTD 01/30/2023 4.630% 09/15/2027 | 891940AC2 | 245,000.00 | AAA | NR | 01/24/23 | 01/30/23 | 244,999.88 | 4.63 | 504.16 | 244,999.91 | 242,771.53 |
| COMET 2022-A3 A DTD 11/03/2022 4.950% 10/15/2027 | 14041NGB1 | 245,000.00 | AAA | NR | 10/27/22 | 11/03/22 | 244,961.56 | 4.95 | 539.00 | 244,972.52 | 244,125.64 |
| HDMOT 2023-A A3 DTD 02/23/2023 5.050% 12/15/2027 | 41285JAD0 | 170,000.00 | NR | Aaa | 02/13/23 | 02/23/23 | 169,982.88 | 5.05 | 381.56 | 169,986.81 | 169,588.21 |
| FORDO 2023-A A3 DTD 03/31/2023 4.650% 02/15/2028 | 344928AD8 | 130,000.00 | AAA | NR | 03/28/23 | 03/31/23 | 129,986.44 | 4.65 | 268.67 | 129,989.23 | 128,866.95 |
| HAROT 2023-3 A3 DTD 08/22/2023 5.410% 02/18/2028 | 43815OAC1 | 320,000.00 | AAA | NR | 08/15/23 | 08/22/23 | 319,934.02 | 5.42 | 625.16 | 319,942.99 | 321,281.54 |
| DCENT 2023-A1 A DTD 04/11/2023 4.310% 03/15/2028 | 254683CY9 | 320,000.00 | NR | Aaa | 04/04/23 | 04/11/23 | 319,981.44 | 4.31 | 612.98 | 319,985.11 | 315,819.84 |
| BACCT 2023-A1 A1 DTD 06/16/2023 4.790% 05/15/2028 | 05522RDG0 | 170,000.00 | AAA | NR | 06/08/23 | 06/16/23 | 169,961.51 | 4.79 | 361.91 | 169,967.73 | 169,121.34 |



Managed Account Detail of Securities Held

For the Month Ending **March 31, 2024**

CITY OF LAKE ELSINORE - LAKE ELSINORE - CITY FUNDS

| Security Type/Description Dated Date/Coupon/Maturity | CUSIP | Par | S&P Rating | Moody's Rating | Trade Date | Settle Date | Original Cost | YTM at Cost | Accrued Interest | Amortized Cost | Market Value |
|---|-----------|------------------------|---------------|-------------------|---------------|----------------|------------------------|----------------|---------------------|------------------------|------------------------|
| Asset-Backed Security | | | | | | | | | | | |
| AMXCA 2023-1 A DTD 06/14/2023 4.870% 05/15/2028 | 02582JJZ4 | 190,000.00 | AAA | NR | 06/07/23 | 06/14/23 | 189,983.15 | 4.87 | 411.24 | 189,985.89 | 187,724.45 |
| COMET 2023-A1 A DTD 05/24/2023 4.420% 05/15/2028 | 14041NGD7 | 490,000.00 | AAA | NR | 05/17/23 | 05/24/23 | 489,887.64 | 4.43 | 962.58 | 489,906.98 | 483,720.90 |
| DCENT 2023-A2 A DTD 06/28/2023 4.930% 06/15/2028 | 254683CZ6 | 350,000.00 | AAA | Aaa | 06/21/23 | 06/28/23 | 349,952.72 | 4.93 | 766.89 | 349,959.97 | 349,334.97 |
| HAROT 2023-4 A3 DTD 11/08/2023 5.670% 06/21/2028 | 438123AC5 | 85,000.00 | NR | Aaa | 11/01/23 | 11/08/23 | 84,985.03 | 5.67 | 133.88 | 84,986.17 | 86,063.25 |
| FITAT 2023-1 A3 DTD 08/23/2023 5.530% 08/15/2028 | 31680EAD3 | 350,000.00 | AAA | Aaa | 08/15/23 | 08/23/23 | 349,978.30 | 5.53 | 860.22 | 349,980.95 | 352,304.33 |
| CHAIT 2023-A1 A DTD 09/15/2023 5.160% 09/15/2028 | 161571HT4 | 405,000.00 | AAA | NR | 09/07/23 | 09/15/23 | 404,887.73 | 5.17 | 928.80 | 404,898.62 | 407,885.50 |
| AMXCA 2023-3 A DTD 09/19/2023 5.230% 09/15/2028 | 02582JKD1 | 410,000.00 | AAA | NR | 09/12/23 | 09/19/23 | 409,981.67 | 5.23 | 953.02 | 409,983.41 | 413,490.95 |
| BACCT 2023-A2 A2 DTD 12/14/2023 4.980% 11/15/2028 | 05522RDH8 | 180,000.00 | NR | Aaa | 12/07/23 | 12/14/23 | 179,975.83 | 4.98 | 398.40 | 179,977.13 | 180,618.93 |
| Security Type Sub-Total | | 5,255,714.13 | | | | | 5,254,991.53 | 4.42 | 10,034.06 | 5,255,145.48 | 5,230,975.46 |
| Managed Account Sub-Total | | 53,589,396.76 | | | | | 52,173,660.46 | 3.70 | 294,317.35 | 52,526,496.32 | 51,668,359.01 |
| Joint Powers Authority | | | | | | | | | | | |
| CAMP Pool | | 221,402.57 | AAAm | NR | | | 221,402.57 | | 0.00 | 221,402.57 | 221,402.57 |
| Liquid Sub-Total | | 221,402.57 | | | | | 221,402.57 | | 0.00 | 221,402.57 | 221,402.57 |
| Securities Sub-Total | | \$53,810,799.33 | | | | | \$52,395,063.03 | 3.70% | \$294,317.35 | \$52,747,898.89 | \$51,889,761.58 |
| Accrued Interest | | | | | | | | | | | \$294,317.35 |
| Total Investments | | | | | | | | | | | \$52,184,078.93 |



Managed Account Fair Market Value & Analytics

For the Month Ending **March 31, 2024**

CITY OF LAKE ELSINORE - LAKE ELSINORE - CITY FUNDS

| Security Type/Description Dated Date/Coupon/Maturity | CUSIP | Par | Broker | Next Call Date | Market Price | Market Value | Unreal G/L On Cost | Unreal G/L Amort Cost | Effective Duration | YTM at Mkt |
|---|-----------|--------------|---------|-------------------|-----------------|-----------------|-----------------------|--------------------------|-----------------------|---------------|
| U.S. Treasury Bond / Note | | | | | | | | | | |
| US TREASURY NOTES DTD 12/31/2019 1.750% 12/31/2024 | 912828YY0 | 50,000.00 | WELLS_F | | 97.52 | 48,757.81 | (4,683.60) | (1,828.96) | 0.75 | 5.17 |
| US TREASURY NOTES DTD 06/30/2020 0.250% 06/30/2025 | 912828ZW3 | 50,000.00 | GOLDMAN | | 94.39 | 47,195.31 | (1,835.94) | (2,519.76) | 1.25 | 4.93 |
| US TREASURY NOTES DTD 07/31/2021 0.625% 07/31/2026 | 91282CCP4 | 200,000.00 | BMO | | 91.38 | 182,750.00 | 3,742.19 | (4,704.81) | 2.32 | 4.56 |
| US TREASURY NOTES DTD 07/31/2021 0.625% 07/31/2026 | 91282CCP4 | 325,000.00 | MERRILL | | 91.38 | 296,968.75 | 1,206.05 | (11,619.02) | 2.32 | 4.56 |
| US TREASURY NOTES DTD 07/31/2021 0.625% 07/31/2026 | 91282CCP4 | 750,000.00 | BMO | | 91.38 | 685,312.50 | (5,156.25) | (29,916.67) | 2.32 | 4.56 |
| US TREASURY NOTES DTD 07/31/2021 0.625% 07/31/2026 | 91282CCP4 | 800,000.00 | HSBC | | 91.38 | 731,000.00 | (1,343.75) | (30,202.51) | 2.32 | 4.56 |
| US TREASURY NOTES DTD 07/31/2021 0.625% 07/31/2026 | 91282CCP4 | 900,000.00 | BMO | | 91.38 | 822,375.00 | 2,812.50 | (30,285.92) | 2.32 | 4.56 |
| US TREASURY NOTES DTD 11/15/2016 2.000% 11/15/2026 | 912828U24 | 250,000.00 | BMO | | 93.88 | 234,687.50 | 6,542.97 | (1,088.63) | 2.55 | 4.50 |
| US TREASURY NOTES DTD 11/15/2016 2.000% 11/15/2026 | 912828U24 | 975,000.00 | BMO | | 93.88 | 915,281.25 | 8,188.48 | (13,547.62) | 2.55 | 4.50 |
| US TREASURY NOTES DTD 11/15/2016 2.000% 11/15/2026 | 912828U24 | 2,100,000.00 | HSBC | | 93.88 | 1,971,375.00 | 17,308.59 | (31,471.16) | 2.55 | 4.50 |
| US TREASURY NOTES DTD 11/15/2016 2.000% 11/15/2026 | 912828U24 | 9,500,000.00 | JPM_CHA | | 93.88 | 8,918,125.00 | (4,453.13) | (186,188.20) | 2.55 | 4.50 |
| US TREASURY NOTES DTD 04/30/2022 2.750% 04/30/2027 | 91282CEN7 | 1,200,000.00 | BNP_PAR | | 95.23 | 1,142,812.56 | (12,609.32) | (24,798.42) | 2.94 | 4.42 |
| US TREASURY NOTES DTD 07/31/2022 2.750% 07/31/2027 | 91282CFB2 | 375,000.00 | MORGAN_ | | 94.97 | 356,132.81 | (6,196.29) | (8,913.82) | 3.19 | 4.39 |
| US TREASURY NOTES DTD 07/31/2022 2.750% 07/31/2027 | 91282CFB2 | 400,000.00 | BMO | | 94.97 | 379,875.00 | 6,609.38 | 92.04 | 3.19 | 4.39 |
| US TREASURY NOTES DTD 07/31/2022 2.750% 07/31/2027 | 91282CFB2 | 600,000.00 | CITIGRP | | 94.97 | 569,812.50 | 4,171.87 | (2,052.15) | 3.19 | 4.39 |
| US TREASURY NOTES DTD 07/31/2022 2.750% 07/31/2027 | 91282CFB2 | 825,000.00 | HSBC | | 94.97 | 783,492.19 | (3,287.11) | (10,850.57) | 3.19 | 4.39 |
| US TREASURY NOTES DTD 11/30/2022 3.875% 11/30/2027 | 91282CFZ9 | 1,175,000.00 | CITIGRP | | 98.41 | 1,156,273.44 | (14,228.51) | (14,503.13) | 3.41 | 4.35 |



Managed Account Fair Market Value & Analytics

For the Month Ending **March 31, 2024**

CITY OF LAKE ELSINORE - LAKE ELSINORE - CITY FUNDS

| Security Type/Description Dated Date/Coupon/Maturity | CUSIP | Par | Broker | Next Call Date | Market Price | Market Value | Unreal G/L On Cost | Unreal G/L Amort Cost | Effective Duration | YTM at Mkt |
|---|-----------|----------------------|---------|-------------------|-----------------|----------------------|-----------------------|--------------------------|-----------------------|---------------|
| U.S. Treasury Bond / Note | | | | | | | | | | |
| US TREASURY NOTES DTD 11/30/2022 3.875% 11/30/2027 | 91282CFZ9 | 1,200,000.00 | HSBC | | 98.41 | 1,180,875.00 | (3,234.38) | (4,522.22) | 3.41 | 4.35 |
| US TREASURY NOTES DTD 02/28/2023 4.000% 02/29/2028 | 91282CGP0 | 600,000.00 | CITIGRP | | 98.84 | 593,062.50 | (9,445.31) | (9,352.37) | 3.65 | 4.32 |
| US TREASURY NOTES DTD 02/28/2023 4.000% 02/29/2028 | 91282CGP0 | 1,350,000.00 | CITIGRP | | 98.84 | 1,334,390.63 | (896.48) | (1,159.39) | 3.65 | 4.32 |
| Security Type Sub-Total | | 23,625,000.00 | | | | 22,350,554.75 | (16,788.04) | (419,433.29) | 2.78 | 4.46 |
| Municipal Bond / Note | | | | | | | | | | |
| CT ST TXBL GO BONDS DTD 06/11/2020 1.998% 07/01/2024 | 20772KJW0 | 60,000.00 | SIEBERT | | 99.15 | 59,490.00 | (510.00) | (510.00) | 0.26 | 5.38 |
| CHAFFEY UHSD, CA TXBL GO BONDS DTD 12/05/2019 2.101% 08/01/2024 | 157411TK5 | 100,000.00 | RBC | | 99.03 | 99,031.00 | (969.00) | (969.00) | 0.34 | 5.02 |
| NY ST URBAN DEV CORP TXBL REV BONDS DTD 12/23/2020 0.870% 03/15/2025 | 650036DT0 | 325,000.00 | WELLS_F | | 96.00 | 311,987.00 | (13,013.00) | (13,013.00) | 0.96 | 5.21 |
| UNIV OF CAL TXBL REV BONDS DTD 07/16/2020 0.883% 05/15/2025 | 91412HGE7 | 85,000.00 | JPM_CHA | 04/15/25 | 95.44 | 81,121.45 | (3,878.55) | (3,878.55) | 1.04 | 5.11 |
| FL ST BOARD OF ADMIN TXBL REV BONDS DTD 09/16/2020 1.258% 07/01/2025 | 341271AD6 | 65,000.00 | MERRILL | | 95.34 | 61,973.60 | (3,485.95) | (3,146.21) | 1.24 | 5.14 |
| FL ST BOARD OF ADMIN TXBL REV BONDS DTD 09/16/2020 1.258% 07/01/2025 | 341271AD6 | 85,000.00 | MERRILL | | 95.34 | 81,042.40 | (4,521.15) | (4,104.53) | 1.24 | 5.14 |
| FL ST BOARD OF ADMIN TXBL REV BONDS DTD 09/16/2020 1.258% 07/01/2025 | 341271AD6 | 160,000.00 | MERRILL | | 95.34 | 152,550.40 | (7,449.60) | (7,449.60) | 1.24 | 5.14 |
| MN ST TXBL GO BONDS DTD 08/25/2020 0.630% 08/01/2025 | 60412AVJ9 | 100,000.00 | MORGAN_ | | 94.50 | 94,499.00 | (5,501.00) | (5,501.00) | 1.33 | 4.93 |
| SAN JUAN USD, CA TXBL GO BONDS DTD 10/29/2020 0.852% 08/01/2025 | 798306WP7 | 130,000.00 | KEYBANC | | 94.77 | 123,202.30 | (6,797.70) | (6,797.70) | 1.33 | 4.94 |
| LOS ANGELES CCD, CA TXBL GO BONDS DTD 11/10/2020 0.773% 08/01/2025 | 54438CYK2 | 140,000.00 | MERRILL | | 94.61 | 132,452.60 | (7,547.40) | (7,547.40) | 1.33 | 4.99 |
| CA ST UNIV TXBL REV BONDS DTD 07/29/2021 0.862% 11/01/2025 | 13077DQD7 | 85,000.00 | JPM_CHA | | 94.06 | 79,949.30 | (5,050.70) | (5,050.70) | 1.57 | 4.80 |
| CA ST MUNICIPAL BONDS DTD 03/15/2023 4.846% 03/01/2027 | 13063D3N6 | 200,000.00 | WELLS_F | | 100.95 | 201,900.00 | 1,900.00 | 1,900.00 | 2.75 | 4.49 |



Managed Account Fair Market Value & Analytics

For the Month Ending **March 31, 2024**

CITY OF LAKE ELSINORE - LAKE ELSINORE - CITY FUNDS

| Security Type/Description Dated Date/Coupon/Maturity | CUSIP | Par | Broker | Next Call Date | Market Price | Market Value | Unreal G/L On Cost | Unreal G/L Amort Cost | Effective Duration | YTM at Mkt |
|--|-----------|---------------------|---------|-------------------|-----------------|---------------------|-----------------------|--------------------------|-----------------------|---------------|
| Security Type Sub-Total | | 1,535,000.00 | | | | 1,479,199.05 | (56,824.05) | (56,067.69) | 1.31 | 5.00 |
| Federal Agency Commercial Mortgage-Backed Security | | | | | | | | | | |
| FHMS K043 A2 DTD 03/01/2015 3.062% 12/01/2024 | 3137BGK24 | 245,130.79 | CITIGRP | | 98.31 | 240,982.61 | (16,289.81) | (5,878.65) | 0.64 | 5.64 |
| FHMS K054 A2 DTD 04/20/2016 2.745% 01/01/2026 | 3137BNGT5 | 275,000.00 | BAIRD | | 96.31 | 264,859.26 | 1,245.98 | (2,801.87) | 1.61 | 4.95 |
| FHMS K058 A2 DTD 11/09/2016 2.653% 08/01/2026 | 3137BSP72 | 550,000.00 | BREAN | | 95.19 | 523,543.16 | (3,296.68) | (10,108.49) | 2.23 | 4.83 |
| FHMS K061 A2 DTD 01/30/2017 3.347% 11/01/2026 | 3137BTUM1 | 377,198.75 | CITIGRP | | 96.56 | 364,213.29 | (1,374.82) | (4,265.93) | 2.34 | 4.76 |
| FHMS K064 A2 DTD 05/15/2017 3.224% 03/01/2027 | 3137BXOY1 | 550,000.00 | MORGAN_ | | 96.02 | 528,109.84 | 9,305.15 | 3,819.99 | 2.63 | 4.69 |
| FHLMC MULTIFAMILY STRUCTURED P DTD 07/01/2017 3.243% 04/01/2027 | 3137F1G44 | 550,000.00 | CITIGRP | | 95.95 | 527,722.34 | 689.14 | (4,159.04) | 2.77 | 4.69 |
| FHMS KJ48 A1 DTD 12/01/2023 4.858% 05/01/2028 | 3137HBC69 | 398,318.67 | JPM_CHA | | 99.88 | 397,821.80 | (493.68) | (493.88) | 3.31 | 4.89 |
| FHMS KJ46 A1 DTD 07/01/2023 4.777% 06/01/2028 | 3137HAD45 | 438,034.42 | JPM_CHA | | 99.45 | 435,604.46 | (2,419.04) | (2,420.58) | 2.89 | 4.92 |
| FHMS K505 A2 DTD 07/01/2023 4.819% 06/01/2028 | 3137HACX2 | 550,000.00 | JPM_CHA | | 100.29 | 551,600.91 | (3,892.49) | (3,101.54) | 3.66 | 4.74 |
| FNA 2023-M6 A2 DTD 07/01/2023 4.190% 07/01/2028 | 3136BODE6 | 550,000.00 | JPM_CHA | | 98.02 | 539,097.82 | (1,577.96) | (2,849.21) | 3.81 | 4.71 |
| FHMS K508 A2 DTD 10/01/2023 4.740% 08/01/2028 | 3137HAO74 | 500,000.00 | BMO | | 100.01 | 500,056.14 | 11,024.14 | 10,102.62 | 3.82 | 4.74 |
| FHMS K506 A2 DTD 09/01/2023 4.650% 08/01/2028 | 3137HAMH6 | 800,000.00 | WELLS_F | | 99.69 | 797,536.43 | 9,370.83 | 8,182.58 | 3.80 | 4.73 |
| FHMS K509 A2 DTD 10/01/2023 4.850% 09/01/2028 | 3137HAST4 | 375,000.00 | MORGAN_ | | 100.48 | 376,815.15 | 13,771.27 | 12,857.68 | 3.89 | 4.73 |
| FHMS K507 A2 DTD 09/01/2023 4.800% 09/01/2028 | 3137HAMS2 | 500,000.00 | MERRILL | | 100.30 | 501,499.82 | 7,476.32 | 6,926.14 | 3.85 | 4.72 |
| FHMS K510 A2 DTD 11/01/2023 5.069% 10/01/2028 | 3137HB3D4 | 180,000.00 | JPM_CHA | | 101.37 | 182,466.18 | 2,986.56 | 2,952.20 | 3.91 | 4.73 |
| FHMS K511 A2 DTD 12/01/2023 4.860% 10/01/2028 | 3137HB3G7 | 275,000.00 | MERRILL | | 100.57 | 276,557.75 | 2,347.82 | 2,301.35 | 3.95 | 4.72 |



Managed Account Fair Market Value & Analytics

For the Month Ending **March 31, 2024**

CITY OF LAKE ELSINORE - LAKE ELSINORE - CITY FUNDS

| Security Type/Description Dated Date/Coupon/Maturity | CUSIP | Par | Broker | Next Call Date | Market Price | Market Value | Unreal G/L On Cost | Unreal G/L Amort Cost | Effective Duration | YTM at Mkt |
|---|-----------|---------------------|----------|-------------------|-----------------|---------------------|-----------------------|--------------------------|-----------------------|---------------|
| Federal Agency Commercial Mortgage-Backed Security | | | | | | | | | | |
| FHMS K514 A2 DTD 02/01/2024 4.572% 12/01/2028 | 3137HBLV4 | 290,000.00 | JPM_CHA | | 99.45 | 288,417.12 | (4,482.59) | (4,402.94) | 4.04 | 4.70 |
| Security Type Sub-Total | | 7,403,682.63 | | | | 7,296,904.08 | 24,390.14 | 6,660.43 | 3.21 | 4.79 |
| Federal Agency Bond / Note | | | | | | | | | | |
| FREDDIE MAC NOTES DTD 07/23/2020 0.375% 07/21/2025 | 3137EAEU9 | 425,000.00 | WELLS_F | | 94.26 | 400,591.40 | (22,292.10) | (23,856.27) | 1.31 | 4.96 |
| FANNIE MAE NOTES DTD 08/27/2020 0.375% 08/25/2025 | 3135G05X7 | 350,000.00 | BARCLAY | | 93.87 | 328,539.40 | (19,822.60) | (21,001.71) | 1.40 | 4.95 |
| FEDERAL HOME LOAN BANK NOTES DTD 09/11/2020 0.375% 09/04/2025 | 3130AK5E2 | 150,000.00 | WELLS_F | | 93.81 | 140,722.35 | (8,827.65) | (9,148.76) | 1.43 | 4.91 |
| FREDDIE MAC NOTES DTD 09/25/2020 0.375% 09/23/2025 | 3137EAEX3 | 700,000.00 | CITIGRP | | 93.65 | 655,536.00 | (42,357.00) | (43,840.22) | 1.48 | 4.87 |
| FANNIE MAE NOTES DTD 11/12/2020 0.500% 11/07/2025 | 3135G06G3 | 650,000.00 | BARCLAY | | 93.36 | 606,849.75 | (40,823.25) | (42,402.70) | 1.59 | 4.85 |
| Security Type Sub-Total | | 2,275,000.00 | | | | 2,132,238.90 | (134,122.60) | (140,249.66) | 1.46 | 4.90 |
| Corporate Note | | | | | | | | | | |
| BANK OF NY MELLON CORP NOTES (CALLABLE) DTD 04/26/2021 0.500% 04/26/2024 | 06406RAS6 | 210,000.00 | JPM_CHA | | 99.66 | 209,276.13 | (499.17) | (718.74) | 0.07 | 5.28 |
| MORGAN STANLEY CORP NOTES DTD 04/28/2014 3.875% 04/29/2024 | 61746BDO6 | 400,000.00 | WELLS_FA | | 99.76 | 399,029.60 | (23,886.40) | (1,338.74) | 0.08 | 6.79 |
| GOLDMAN SACHS GROUP INC (CALLABLE) BONDS DTD 07/08/2014 3.850% 07/08/2024 | 38141EC23 | 400,000.00 | SUSQ | 04/08/24 | 99.51 | 398,030.80 | (20,601.20) | (2,044.46) | 0.02 | 5.64 |
| BMW US CAPITAL LLC CORPORATE NOTES DTD 08/12/2021 0.750% 08/12/2024 | 05565EBU8 | 70,000.00 | GOLDMAN | | 98.73 | 69,112.61 | (881.09) | (886.63) | 0.37 | 4.26 |
| PACCAR FINANCIAL CORP CORPORATE NOTES DTD 02/06/2020 1.800% 02/06/2025 | 69371RQ66 | 175,000.00 | MERRILL | | 97.07 | 169,875.65 | (13,018.60) | (6,697.13) | 0.85 | 5.37 |



Managed Account Fair Market Value & Analytics

For the Month Ending **March 31, 2024**

CITY OF LAKE ELSINORE - LAKE ELSINORE - CITY FUNDS

| Security Type/Description Dated Date/Coupon/Maturity | CUSIP | Par | Broker | Next Call Date | Market Price | Market Value | Unreal G/L On Cost | Unreal G/L Amort Cost | Effective Duration | YTM at Mkt |
|---|-----------|------------|---------|-------------------|-----------------|-----------------|-----------------------|--------------------------|-----------------------|---------------|
| Corporate Note | | | | | | | | | | |
| AMERICAN EXPRESS CO CORP NOTES (CALLABLE DTD 03/04/2022 2.250% 03/04/2025 | 025816C00 | 80,000.00 | BARCLAY | 02/01/25 | 97.17 | 77,734.00 | (2,185.20) | (2,241.16) | 0.83 | 5.42 |
| ROCHE HOLDINGS INC (CALLABLE) CORPORATE DTD 03/10/2022 2.132% 03/10/2025 | 771196BT8 | 410,000.00 | DEUTSCH | 02/10/25 | 97.12 | 398,204.30 | (11,795.70) | (11,795.70) | 0.86 | 5.29 |
| HOME DEPOT INC (CALLABLE) CORPORATE NOTE DTD 03/28/2022 2.700% 04/15/2025 | 437076CM2 | 25,000.00 | MORGAN_ | 03/15/25 | 97.30 | 24,323.98 | (632.27) | (661.14) | 0.94 | 5.40 |
| CINTAS CORPORATION NO. 2 CORP NOTE (CALL DTD 05/03/2022 3.450% 05/01/2025 | 17252MAP5 | 65,000.00 | KEYBANC | 04/01/25 | 98.03 | 63,721.65 | (1,264.05) | (1,273.19) | 0.98 | 5.33 |
| USAA CAPITAL CORP CORPORATE NOTES DTD 05/26/2022 3.375% 05/01/2025 | 90327QD89 | 225,000.00 | MERRILL | | 98.13 | 220,786.88 | (3,477.37) | (3,941.76) | 1.06 | 5.17 |
| GENERAL DYNAMICS CORP (CALLABLE) CORP NO DTD 05/11/2018 3.500% 05/15/2025 | 369550BG2 | 225,000.00 | JPM_CHA | 03/15/25 | 98.13 | 220,798.80 | (31,448.70) | (10,101.72) | 0.94 | 5.23 |
| JPMORGAN CHASE & CO (CALLABLE) CORP NOTE DTD 06/01/2021 0.824% 06/01/2025 | 46647PCH7 | 315,000.00 | JPM_CHA | 06/01/24 | 99.12 | 312,241.55 | (2,758.45) | (2,758.45) | 0.17 | 1.58 |
| AMAZON INC CORP NOTES (CALLABLE) DTD 06/03/2020 0.800% 06/03/2025 | 023135B08 | 475,000.00 | GOLDMAN | 05/03/25 | 95.28 | 452,574.78 | (22,192.47) | (22,370.61) | 1.09 | 4.99 |
| NATIONAL AUSTRALIA BK/NY CORPORATE NOTES DTD 06/09/2022 3.500% 06/09/2025 | 63254ABD9 | 250,000.00 | CITIGRP | | 98.11 | 245,273.25 | (4,726.75) | (4,726.75) | 1.17 | 5.15 |
| NATIONAL RURAL UTIL COOP CORPORATE NOTES DTD 05/04/2022 3.450% 06/15/2025 | 63743HFE7 | 50,000.00 | RBC | | 97.90 | 48,952.00 | (1,034.50) | (1,042.78) | 1.18 | 5.26 |
| IBM CORP CORPORATE NOTES DTD 07/27/2022 4.000% 07/27/2025 | 459200KS9 | 225,000.00 | JPM_CHA | | 98.39 | 221,373.00 | (3,627.00) | (3,627.00) | 1.30 | 5.27 |
| BANK OF AMERICA CORP NOTES DTD 07/30/2015 3.875% 08/01/2025 | 06051GFS3 | 225,000.00 | MERRILL | | 98.45 | 221,514.08 | (35,404.42) | (12,088.19) | 1.31 | 5.08 |



Managed Account Fair Market Value & Analytics

For the Month Ending **March 31, 2024**

CITY OF LAKE ELSINORE - LAKE ELSINORE - CITY FUNDS

| Security Type/Description Dated Date/Coupon/Maturity | CUSIP | Par | Broker | Next Call Date | Market Price | Market Value | Unreal G/L On Cost | Unreal G/L Amort Cost | Effective Duration | YTM at Mkt |
|---|-----------|------------|---------|-------------------|-----------------|-----------------|-----------------------|--------------------------|-----------------------|---------------|
| Corporate Note | | | | | | | | | | |
| ABBOTT LABORATORIES CORPORATE NOTES (CAL DTD 03/22/2017 3.875% 09/15/2025 | 002824BM1 | 225,000.00 | US_BANC | 06/15/25 | 98.49 | 221,598.45 | (36,247.05) | (11,799.00) | 1.19 | 4.96 |
| BANK OF AMERICA CORP NOTES (CALLABLE) DTD 12/06/2021 1.530% 12/06/2025 | 06051GKE8 | 225,000.00 | MERRILL | 12/06/24 | 97.23 | 218,758.05 | (6,241.95) | (6,241.95) | 0.68 | 3.24 |
| JPMORGAN CHASE & CO CORP NOTES (CALLABLE DTD 02/24/2022 2.595% 02/24/2026 | 46647PCV6 | 175,000.00 | JPM_CHA | 02/24/25 | 97.49 | 170,609.43 | (4,390.57) | (4,390.57) | 0.89 | 3.98 |
| UNITEDHEALTH GROUP INC (CALLABLE) CORPOR DTD 05/19/2021 1.150% 05/15/2026 | 91324PEC2 | 225,000.00 | CITIGRP | 04/15/26 | 92.35 | 207,778.50 | (16,830.00) | (17,055.19) | 2.01 | 4.99 |
| BMW US CAPITAL LLC (CALLABLE) CORPORATE DTD 08/12/2021 1.250% 08/12/2026 | 05565EBW4 | 175,000.00 | MITSU | 07/12/26 | 91.51 | 160,143.90 | (14,803.60) | (14,831.23) | 2.25 | 5.10 |
| CATERPILLAR FINL SERVICE CORPORATE NOTES DTD 01/10/2022 1.700% 01/08/2027 | 14913R2U0 | 225,000.00 | JPM_CHA | | 92.05 | 207,113.18 | (16,750.57) | (17,255.36) | 2.71 | 4.80 |
| TARGET CORP CORP NOTES (CALLABLE) DTD 01/24/2022 1.950% 01/15/2027 | 87612EBM7 | 40,000.00 | CITIGRP | 12/15/26 | 92.80 | 37,120.44 | (2,811.56) | (2,841.42) | 2.64 | 4.73 |
| BANK OF NY MELLON CORP (CALLABLE) CORPOR DTD 01/26/2022 2.050% 01/26/2027 | 06406RBA4 | 475,000.00 | DEUTSCH | 12/26/26 | 92.54 | 439,585.43 | (34,360.07) | (34,819.10) | 2.66 | 4.91 |
| MICROSOFT CORP CORP NOTES (CALLABLE) DTD 02/06/2017 3.300% 02/06/2027 | 594918BY9 | 750,000.00 | GOLDMAN | 11/06/26 | 96.95 | 727,118.25 | 5,175.75 | (2,341.77) | 2.50 | 4.45 |
| AMERICAN EXPRESS CO CORP NOTES (CALLABLE DTD 03/04/2022 2.550% 03/04/2027 | 025816CS6 | 300,000.00 | RBS | 02/01/27 | 93.26 | 279,772.80 | 2,569.80 | (4,075.54) | 2.74 | 5.06 |
| BERKSHIRE HATHAWAY CORP NOTES (CALLABLE) DTD 03/15/2022 2.300% 03/15/2027 | 084664CZ2 | 475,000.00 | SEEL | 02/15/27 | 93.98 | 446,393.13 | (19,695.87) | (23,340.39) | 2.79 | 4.50 |



Managed Account Fair Market Value & Analytics

For the Month Ending **March 31, 2024**

CITY OF LAKE ELSINORE - LAKE ELSINORE - CITY FUNDS

| Security Type/Description Dated Date/Coupon/Maturity | CUSIP | Par | Broker | Next Call Date | Market Price | Market Value | Unreal G/L On Cost | Unreal G/L Amort Cost | Effective Duration | YTM at Mkt |
|---|-----------|------------|---------|-------------------|-----------------|-----------------|-----------------------|--------------------------|-----------------------|---------------|
| Corporate Note | | | | | | | | | | |
| CHARLES SCHWAB CORP NOTES (CALLABLE) DTD 09/24/2021 3.300% 04/01/2027 | 808513BW4 | 300,000.00 | BARCLAY | 01/01/27 | 95.20 | 285,588.90 | 663.90 | (3,399.01) | 2.61 | 5.04 |
| NATIONAL AUSTRALIA BK/NY CORPORATE NOTES DTD 06/09/2022 3.905% 06/09/2027 | 63254ABE7 | 500,000.00 | CBAA | | 97.21 | 486,069.50 | (2,255.50) | (5,452.83) | 2.99 | 4.86 |
| APPLE INC (CALLABLE) BONDS DTD 09/12/2017 2.900% 09/12/2027 | 037833DB3 | 775,000.00 | TD | 06/12/27 | 94.69 | 733,814.18 | (7,248.57) | (15,948.37) | 3.07 | 4.58 |
| TOYOTA MOTOR CREDIT CORP CORPORATE NOTES DTD 01/12/2023 4.625% 01/12/2028 | 89236TKO7 | 375,000.00 | WELLS_F | | 99.46 | 372,993.00 | (3,289.50) | (2,992.61) | 3.48 | 4.78 |
| NATIONAL RURAL UTIL COOP CORP NOTES (CAL DTD 02/07/2018 3.400% 02/07/2028 | 637432NP6 | 350,000.00 | MORGAN_ | 11/07/27 | 94.75 | 331,640.05 | 2,451.05 | (2,191.49) | 3.40 | 4.91 |
| TEXAS INSTRUMENTS INC CORP NOTE (CALLABL DTD 11/18/2022 4.600% 02/15/2028 | 882508BV5 | 85,000.00 | JPM_CHA | 01/15/28 | 99.89 | 84,904.63 | (2,138.77) | (1,756.01) | 3.50 | 4.63 |
| BRISTOL-MYERS SQUIBB CO CORP NOTES (CALL DTD 07/15/2020 3.900% 02/20/2028 | 110122DE5 | 375,000.00 | MKTX | 11/20/27 | 96.95 | 363,573.38 | 5,309.63 | 1,739.85 | 3.41 | 4.77 |
| LOCKHEED MARTIN CORP NOTES (CALLABLE) DTD 05/25/2023 4.450% 05/15/2028 | 539830BZ1 | 60,000.00 | BARCLAY | 04/15/28 | 98.86 | 59,317.44 | (574.56) | (593.10) | 3.68 | 4.76 |
| JOHN DEERE CAPITAL CORP CORPORATE NOTES DTD 07/14/2023 4.950% 07/14/2028 | 24422EXB0 | 375,000.00 | CITIGRP | | 100.60 | 377,242.88 | (622.12) | (226.13) | 3.88 | 4.79 |
| CITIBANK NA CORP NOTES (CALLABLE) DTD 09/29/2023 5.803% 09/29/2028 | 17325FBB3 | 750,000.00 | BARCLAY | 08/29/28 | 103.48 | 776,103.00 | 29,823.00 | 29,500.56 | 3.96 | 4.93 |
| AIR PRODUCTS & CHEMICALS CORP NOTES (CAL DTD 02/08/2024 4.600% 02/08/2029 | 009158BH8 | 340,000.00 | BARCLAY | 01/08/29 | 99.25 | 337,439.46 | (2,108.34) | (2,120.10) | 4.31 | 4.78 |
| CISCO SYSTEMS INC CORPORATE NOTES (CALLA DTD 02/26/2024 4.850% 02/26/2029 | 17275RBR2 | 420,000.00 | CITIGRP | 01/26/29 | 100.56 | 422,352.84 | 2,499.84 | 2,497.33 | 4.34 | 4.72 |



Managed Account Fair Market Value & Analytics

For the Month Ending **March 31, 2024**

CITY OF LAKE ELSINORE - LAKE ELSINORE - CITY FUNDS

| Security Type/Description Dated Date/Coupon/Maturity | CUSIP | Par | Broker | Next Call Date | Market Price | Market Value | Unreal G/L On Cost | Unreal G/L Amort Cost | Effective Duration | YTM at Mkt |
|---|-----------|----------------------|---------|-------------------|-----------------|----------------------|-----------------------|--------------------------|-----------------------|---------------|
| Corporate Note | | | | | | | | | | |
| BLACKROCK FUNDING INC CORPORATE NOTES (C DTD 03/14/2024 4.700% 03/14/2029 | 09290DAA9 | 50,000.00 | CITIGRP | 02/14/29 | 100.06 | 50,027.95 | 118.45 | 117.66 | 4.40 | 4.69 |
| BLACKROCK FUNDING INC CORPORATE NOTES (C DTD 03/14/2024 4.700% 03/14/2029 | 09290DAA9 | 725,000.00 | MERRILL | 02/14/29 | 100.06 | 725,405.28 | 50.03 | 53.18 | 4.40 | 4.69 |
| Security Type Sub-Total | | 12,595,000.00 | | | | 12,275,287.11 | (301,140.49) | (228,076.74) | 2.40 | 4.83 |
| Certificate of Deposit | | | | | | | | | | |
| TORONTO DOMINION BANK NY CERT DEPOS DTD 10/31/2022 5.600% 10/27/2025 | 89115B6K1 | 450,000.00 | TD | | 100.67 | 453,024.61 | 3,024.61 | 3,024.61 | 1.53 | 5.06 |
| NORDEA BANK ABP NEW YORK CERT DEPOS DTD 11/03/2022 5.530% 11/03/2025 | 65558UYF3 | 450,000.00 | WELLS_F | | 100.04 | 450,175.05 | 175.05 | 175.05 | 1.51 | 5.50 |
| Security Type Sub-Total | | 900,000.00 | | | | 903,199.66 | 3,199.66 | 3,199.66 | 1.52 | 5.28 |
| Asset-Backed Security | | | | | | | | | | |
| HART 2021-A A3 DTD 04/28/2021 0.380% 09/15/2025 | 44933LAC7 | 11,826.43 | BARCLAY | | 99.17 | 11,727.79 | (97.40) | (98.23) | 0.14 | 0.96 |
| NAROT 2021-A A3 DTD 06/23/2021 0.330% 10/15/2025 | 65480BAC1 | 94,704.98 | MITSU | | 98.29 | 93,081.99 | (1,621.38) | (1,622.42) | 0.29 | 1.45 |
| TAOT 2021-B A3 DTD 06/14/2021 0.260% 11/17/2025 | 89190GAC1 | 91,573.46 | CITIGRP | | 98.29 | 90,008.67 | (1,554.92) | (1,561.16) | 0.26 | 1.32 |
| HAROT 2021-4 A3 DTD 11/24/2021 0.880% 01/21/2026 | 43815GAC3 | 54,334.83 | MERRILL | | 97.59 | 53,027.20 | (1,296.18) | (1,302.66) | 0.50 | 2.24 |
| CARMX 2021-2 A3 DTD 04/21/2021 0.520% 02/17/2026 | 14314OAC8 | 31,040.41 | MERRILL | | 98.36 | 30,532.38 | (501.33) | (505.42) | 0.27 | 1.40 |
| HART 2021-C A3 DTD 11/17/2021 0.740% 05/15/2026 | 44935FAD6 | 42,575.89 | SMBC | | 97.80 | 41,637.85 | (928.53) | (933.55) | 0.42 | 1.80 |
| DCENT 2021-A1 A1 DTD 09/27/2021 0.580% 09/15/2026 | 254683CP8 | 195,000.00 | CITIGRP | | 97.78 | 190,678.18 | (4,280.07) | (4,301.18) | 0.44 | 1.50 |



Managed Account Fair Market Value & Analytics

For the Month Ending **March 31, 2024**

CITY OF LAKE ELSINORE - LAKE ELSINORE - CITY FUNDS

| Security Type/Description Dated Date/Coupon/Maturity | CUSIP | Par | Broker | Next Call Date | Market Price | Market Value | Unreal G/L On Cost | Unreal G/L Amort Cost | Effective Duration | YTM at Mkt |
|---|-----------|------------|---------|-------------------|-----------------|-----------------|-----------------------|--------------------------|-----------------------|---------------|
| Asset-Backed Security | | | | | | | | | | |
| GMCAR 2021-4 A3 DTD 10/21/2021 0.680% 09/16/2026 | 362554AC1 | 49,658.13 | JPM_CHA | | 97.10 | 48,218.90 | (1,437.96) | (1,438.59) | 0.54 | 1.89 |
| CARMX 2022-3 A3 DTD 07/20/2022 3.970% 04/15/2027 | 14318MAD1 | 210,000.00 | RBC | | 98.60 | 207,059.77 | (2,935.27) | (2,937.05) | 0.82 | 4.46 |
| NAROT 2022-B A3 DTD 09/28/2022 4.460% 05/17/2027 | 65480JAC4 | 140,000.00 | WELLS_F | | 99.04 | 138,660.42 | (1,310.61) | (1,320.04) | 1.08 | 4.79 |
| GMCAR 2022-4 A3 DTD 10/12/2022 4.820% 08/16/2027 | 36265QAD8 | 275,000.00 | RBC | | 99.50 | 273,623.98 | (1,330.95) | (1,344.63) | 1.01 | 4.98 |
| TAOT 2023-A A3 DTD 01/30/2023 4.630% 09/15/2027 | 891940AC2 | 245,000.00 | MERRILL | | 99.09 | 242,771.53 | (2,228.35) | (2,228.38) | 1.25 | 4.92 |
| COMET 2022-A3 A DTD 11/03/2022 4.950% 10/15/2027 | 14041NGB1 | 245,000.00 | RBC | | 99.64 | 244,125.64 | (835.92) | (846.88) | 1.44 | 5.06 |
| HDMOT 2023-A A3 DTD 02/23/2023 5.050% 12/15/2027 | 41285JAD0 | 170,000.00 | JPM_CHA | | 99.76 | 169,588.21 | (394.67) | (398.60) | 1.39 | 5.12 |
| FORDO 2023-A A3 DTD 03/31/2023 4.650% 02/15/2028 | 344928AD8 | 130,000.00 | BNP_PAR | | 99.13 | 128,866.95 | (1,119.49) | (1,122.28) | 1.45 | 4.90 |
| HAROT 2023-3 A3 DTD 08/22/2023 5.410% 02/18/2028 | 43815QAC1 | 320,000.00 | MERRILL | | 100.40 | 321,281.54 | 1,347.52 | 1,338.55 | 1.69 | 5.30 |
| DCENT 2023-A1 A DTD 04/11/2023 4.310% 03/15/2028 | 254683CY9 | 320,000.00 | RBC | | 98.69 | 315,819.84 | (4,161.60) | (4,165.27) | 1.82 | 4.67 |
| BACCT 2023-A1 A1 DTD 06/16/2023 4.790% 05/15/2028 | 05522RDG0 | 170,000.00 | MERRILL | | 99.48 | 169,121.34 | (840.17) | (846.39) | 1.96 | 4.93 |
| AMXCA 2023-1 A DTD 06/14/2023 4.870% 05/15/2028 | 02582JJZ4 | 190,000.00 | RBC | | 98.80 | 187,724.45 | (2,258.70) | (2,261.44) | 1.96 | 5.19 |
| COMET 2023-A1 A DTD 05/24/2023 4.420% 05/15/2028 | 14041NGD7 | 490,000.00 | RBC | | 98.72 | 483,720.90 | (6,166.74) | (6,186.08) | 1.97 | 4.76 |
| DCENT 2023-A2 A DTD 06/28/2023 4.930% 06/15/2028 | 254683CZ6 | 350,000.00 | MERRILL | | 99.81 | 349,334.97 | (617.75) | (625.00) | 2.04 | 4.98 |
| HAROT 2023-4 A3 DTD 11/08/2023 5.670% 06/21/2028 | 438123AC5 | 85,000.00 | JPM_CHA | | 101.25 | 86,063.25 | 1,078.22 | 1,077.08 | 1.94 | 5.34 |
| FITAT 2023-1 A3 DTD 08/23/2023 5.530% 08/15/2028 | 31680EAD3 | 350,000.00 | JPM_CHA | | 100.66 | 352,304.33 | 2,326.03 | 2,323.38 | 1.78 | 5.36 |
| CHAIT 2023-A1 A DTD 09/15/2023 5.160% 09/15/2028 | 161571HT4 | 405,000.00 | JPM_CHA | | 100.71 | 407,885.50 | 2,997.77 | 2,986.88 | 2.25 | 4.98 |



Managed Account Fair Market Value & Analytics

For the Month Ending **March 31, 2024**

CITY OF LAKE ELSINORE - LAKE ELSINORE - CITY FUNDS

| Security Type/Description Dated Date/Coupon/Maturity | CUSIP | Par | Broker | Next Call Date | Market Price | Market Value | Unreal G/L On Cost | Unreal G/L Amort Cost | Effective Duration | YTM at Mkt |
|---|-----------|------------------------|---------|-------------------|-----------------|------------------------|-----------------------|--------------------------|-----------------------|---------------|
| Asset-Backed Security | | | | | | | | | | |
| AMXCA 2023-3 A DTD 09/19/2023 5.230% 09/15/2028 | 02582JKD1 | 410,000.00 | CITIGRP | | 100.85 | 413,490.95 | 3,509.28 | 3,507.54 | 2.25 | 5.02 |
| BACCT 2023-A2 A2 DTD 12/14/2023 4.980% 11/15/2028 | 05522RDH8 | 180,000.00 | MERRILL | | 100.34 | 180,618.93 | 643.10 | 641.80 | 2.40 | 4.90 |
| Security Type Sub-Total | | 5,255,714.13 | | | | 5,230,975.46 | (24,016.07) | (24,170.02) | 1.61 | 4.61 |
| Managed Account Sub-Total | | 53,589,396.76 | | | | 51,668,359.01 | (505,301.45) | (858,137.31) | 2.51 | 4.66 |
| Joint Powers Authority | | | | | | | | | | |
| CAMP Pool | | 221,402.57 | | | 1.00 | 221,402.57 | 0.00 | 0.00 | 0.00 | |
| Liquid Sub-Total | | 221,402.57 | | | | 221,402.57 | 0.00 | 0.00 | 0.00 | |
| Securities Sub-Total | | \$53,810,799.33 | | | | \$51,889,761.58 | (\$505,301.45) | (\$858,137.31) | 2.51 | 4.66% |
| Accrued Interest | | | | | | \$294,317.35 | | | | |
| Total Investments | | | | | | \$52,184,078.93 | | | | |



Managed Account Security Transactions & Interest

For the Month Ending **March 31, 2024**

CITY OF LAKE ELSINORE - LAKE ELSINORE - CITY FUNDS

| Transaction Type | | Security Description | CUSIP | Par | Principal | Accrued | Total | Realized G/L | Realized G/L | Sale |
|------------------|----------|---|-----------|--------------|----------------|----------|----------------|--------------|--------------|--------|
| Trade | Settle | | | | Proceeds | Interest | | Cost | Amort Cost | Method |
| BUY | | | | | | | | | | |
| 03/01/24 | 03/06/24 | US TREASURY NOTES DTD 02/28/2023 4.000% 02/29/2028 | 91282CGP0 | 1,350,000.00 | (1,335,287.11) | (880.43) | (1,336,167.54) | | | |
| 03/05/24 | 03/14/24 | BLACKROCK FUNDING INC CORPORATE NOTES (C DTD 03/14/2024 4.700% 03/14/2029 | 09290DAA9 | 50,000.00 | (49,909.50) | 0.00 | (49,909.50) | | | |
| 03/06/24 | 03/14/24 | BLACKROCK FUNDING INC CORPORATE NOTES (C DTD 03/14/2024 4.700% 03/14/2029 | 09290DAA9 | 725,000.00 | (725,355.25) | 0.00 | (725,355.25) | | | |

| | | | | | | | | | | |
|-----------------------------------|--|--|--|---------------------|-----------------------|-----------------|-----------------------|--|--|--|
| Transaction Type Sub-Total | | | | 2,125,000.00 | (2,110,551.86) | (880.43) | (2,111,432.29) | | | |
|-----------------------------------|--|--|--|---------------------|-----------------------|-----------------|-----------------------|--|--|--|

| | | | | | | | | | | |
|-----------------|----------|---|-----------|------------|------|----------|----------|--|--|--|
| INTEREST | | | | | | | | | | |
| 03/01/24 | 03/01/24 | CA ST MUNICIPAL BONDS DTD 03/15/2023 4.846% 03/01/2027 | 13063D3N6 | 200,000.00 | 0.00 | 4,846.00 | 4,846.00 | | | |
| 03/01/24 | 03/25/24 | FHMS KJ46 A1 DTD 07/01/2023 4.777% 06/01/2028 | 3137HAD45 | 438,361.93 | 0.00 | 1,745.05 | 1,745.05 | | | |
| 03/01/24 | 03/25/24 | FHMS K514 A2 DTD 02/01/2024 4.572% 12/01/2028 | 3137HBLV4 | 290,000.00 | 0.00 | 1,104.90 | 1,104.90 | | | |
| 03/01/24 | 03/25/24 | FHMS K508 A2 DTD 10/01/2023 4.740% 08/01/2028 | 3137HAQ74 | 500,000.00 | 0.00 | 1,975.00 | 1,975.00 | | | |
| 03/01/24 | 03/25/24 | FHMS K061 A2 DTD 01/30/2017 3.347% 11/01/2026 | 3137BTUM1 | 378,006.57 | 0.00 | 1,054.32 | 1,054.32 | | | |
| 03/01/24 | 03/25/24 | FHMS K509 A2 DTD 10/01/2023 4.850% 09/01/2028 | 3137HAST4 | 375,000.00 | 0.00 | 1,515.63 | 1,515.63 | | | |
| 03/01/24 | 03/25/24 | FHMS K510 A2 DTD 11/01/2023 5.069% 10/01/2028 | 3137HB3D4 | 180,000.00 | 0.00 | 760.35 | 760.35 | | | |
| 03/01/24 | 03/25/24 | FHMS K058 A2 DTD 11/09/2016 2.653% 08/01/2026 | 3137BSP72 | 550,000.00 | 0.00 | 1,215.96 | 1,215.96 | | | |
| 03/01/24 | 03/25/24 | FHMS K043 A2 DTD 03/01/2015 3.062% 12/01/2024 | 3137BGK24 | 245,588.15 | 0.00 | 626.66 | 626.66 | | | |
| 03/01/24 | 03/25/24 | FHMS KJ48 A1 DTD 12/01/2023 4.858% 05/01/2028 | 3137HBC69 | 399,079.23 | 0.00 | 1,615.61 | 1,615.61 | | | |
| 03/01/24 | 03/25/24 | FHMS K507 A2 DTD 09/01/2023 4.800% 09/01/2028 | 3137HAMS2 | 500,000.00 | 0.00 | 2,000.00 | 2,000.00 | | | |



Managed Account Security Transactions & Interest

For the Month Ending **March 31, 2024**

CITY OF LAKE ELSINORE - LAKE ELSINORE - CITY FUNDS

| Transaction Type | | Security Description | CUSIP | Par | Principal | Accrued | Total | Realized G/L | Realized G/L | Sale |
|------------------|----------|---|-----------|------------|-----------|-----------|-----------|--------------|--------------|--------|
| Trade | Settle | | | | Proceeds | Interest | | Cost | Amort Cost | Method |
| INTEREST | | | | | | | | | | |
| 03/01/24 | 03/25/24 | FHMS K064 A2 DTD 05/15/2017 3.224% 03/01/2027 | 3137BXQY1 | 550,000.00 | 0.00 | 1,477.67 | 1,477.67 | | | |
| 03/01/24 | 03/25/24 | FHLMC MULTIFAMILY STRUCTURED P DTD 07/01/2017 3.243% 04/01/2027 | 3137F1G44 | 550,000.00 | 0.00 | 1,486.38 | 1,486.38 | | | |
| 03/01/24 | 03/25/24 | FHMS K506 A2 DTD 09/01/2023 4.650% 08/01/2028 | 3137HAMH6 | 800,000.00 | 0.00 | 3,100.00 | 3,100.00 | | | |
| 03/01/24 | 03/25/24 | FHMS K505 A2 DTD 07/01/2023 4.819% 06/01/2028 | 3137HACX2 | 550,000.00 | 0.00 | 2,208.71 | 2,208.71 | | | |
| 03/01/24 | 03/25/24 | FHMS K511 A2 DTD 12/01/2023 4.860% 10/01/2028 | 3137HB3G7 | 275,000.00 | 0.00 | 1,113.75 | 1,113.75 | | | |
| 03/01/24 | 03/25/24 | FNA 2023-M6 A2 DTD 07/01/2023 4.190% 07/01/2028 | 3136BQDE6 | 550,000.00 | 0.00 | 1,920.42 | 1,920.42 | | | |
| 03/01/24 | 03/25/24 | FHMS K054 A2 DTD 04/20/2016 2.745% 01/01/2026 | 3137BNGT5 | 275,000.00 | 0.00 | 629.06 | 629.06 | | | |
| 03/04/24 | 03/04/24 | AMERICAN EXPRESS CO CORP NOTES (CALLABLE DTD 03/04/2022 2.550% 03/04/2027 | 025816CS6 | 300,000.00 | 0.00 | 3,825.00 | 3,825.00 | | | |
| 03/04/24 | 03/04/24 | AMERICAN EXPRESS CO CORP NOTES (CALLABLE DTD 03/04/2022 2.250% 03/04/2025 | 025816CQ0 | 80,000.00 | 0.00 | 900.00 | 900.00 | | | |
| 03/04/24 | 03/04/24 | FEDERAL HOME LOAN BANK NOTES DTD 09/11/2020 0.375% 09/04/2025 | 3130AK5E2 | 150,000.00 | 0.00 | 281.25 | 281.25 | | | |
| 03/10/24 | 03/10/24 | ROCHE HOLDINGS INC (CALLABLE) CORPORATE DTD 03/10/2022 2.132% 03/10/2025 | 771196BT8 | 410,000.00 | 0.00 | 4,370.60 | 4,370.60 | | | |
| 03/12/24 | 03/12/24 | APPLE INC (CALLABLE) BONDS DTD 09/12/2017 2.900% 09/12/2027 | 037833DB3 | 775,000.00 | 0.00 | 11,237.50 | 11,237.50 | | | |
| 03/15/24 | 03/15/24 | FITAT 2023-1 A3 DTD 08/23/2023 5.530% 08/15/2028 | 31680EAD3 | 350,000.00 | 0.00 | 1,612.92 | 1,612.92 | | | |
| 03/15/24 | 03/15/24 | BACCT 2023-A2 A2 DTD 12/14/2023 4.980% 11/15/2028 | 05522RDH8 | 180,000.00 | 0.00 | 747.00 | 747.00 | | | |
| 03/15/24 | 03/15/24 | AMXCA 2023-3 A DTD 09/19/2023 5.230% 09/15/2028 | 02582JKD1 | 410,000.00 | 0.00 | 1,786.92 | 1,786.92 | | | |



Managed Account Security Transactions & Interest

For the Month Ending **March 31, 2024**

CITY OF LAKE ELSINORE - LAKE ELSINORE - CITY FUNDS

| Transaction Type | | Security Description | CUSIP | Par | Principal Proceeds | Accrued Interest | Total | Realized G/L Cost | Realized G/L Amort Cost | Sale Method |
|------------------|----------|---|-----------|------------|-----------------------|---------------------|----------|----------------------|----------------------------|----------------|
| Trade | Settle | | | | | | | | | |
| INTEREST | | | | | | | | | | |
| 03/15/24 | 03/15/24 | CARMX 2022-3 A3 DTD 07/20/2022 3.970% 04/15/2027 | 14318MAD1 | 210,000.00 | 0.00 | 694.75 | 694.75 | | | |
| 03/15/24 | 03/15/24 | HDMOT 2023-A A3 DTD 02/23/2023 5.050% 12/15/2027 | 41285JAD0 | 170,000.00 | 0.00 | 715.42 | 715.42 | | | |
| 03/15/24 | 03/15/24 | NY ST URBAN DEV CORP TXBL REV BONDS DTD 12/23/2020 0.870% 03/15/2025 | 650036DT0 | 325,000.00 | 0.00 | 1,413.75 | 1,413.75 | | | |
| 03/15/24 | 03/15/24 | COMET 2023-A1 A DTD 05/24/2023 4.420% 05/15/2028 | 14041NGD7 | 490,000.00 | 0.00 | 1,804.83 | 1,804.83 | | | |
| 03/15/24 | 03/15/24 | CARMX 2021-2 A3 DTD 04/21/2021 0.520% 02/17/2026 | 14314OAC8 | 35,191.47 | 0.00 | 15.25 | 15.25 | | | |
| 03/15/24 | 03/15/24 | NAROT 2021-A A3 DTD 06/23/2021 0.330% 10/15/2025 | 65480BAC1 | 106,746.12 | 0.00 | 29.36 | 29.36 | | | |
| 03/15/24 | 03/15/24 | AMXCA 2023-1 A DTD 06/14/2023 4.870% 05/15/2028 | 02582JJZ4 | 190,000.00 | 0.00 | 771.08 | 771.08 | | | |
| 03/15/24 | 03/15/24 | TAOT 2023-A A3 DTD 01/30/2023 4.630% 09/15/2027 | 891940AC2 | 245,000.00 | 0.00 | 945.29 | 945.29 | | | |
| 03/15/24 | 03/15/24 | NAROT 2022-B A3 DTD 09/28/2022 4.460% 05/17/2027 | 65480JAC4 | 140,000.00 | 0.00 | 520.33 | 520.33 | | | |
| 03/15/24 | 03/15/24 | ABBOTT LABORATORIES CORPORATE NOTES (CAL DTD 03/22/2017 3.875% 09/15/2025 | 002824BM1 | 225,000.00 | 0.00 | 4,359.38 | 4,359.38 | | | |
| 03/15/24 | 03/15/24 | DCENT 2023-A2 A DTD 06/28/2023 4.930% 06/15/2028 | 254683CZ6 | 350,000.00 | 0.00 | 1,437.92 | 1,437.92 | | | |
| 03/15/24 | 03/15/24 | BERKSHIRE HATHAWAY CORP NOTES (CALLABLE) DTD 03/15/2022 2.300% 03/15/2027 | 084664CZ2 | 475,000.00 | 0.00 | 5,462.50 | 5,462.50 | | | |
| 03/15/24 | 03/15/24 | HART 2021-A A3 DTD 04/28/2021 0.380% 09/15/2025 | 44933LAC7 | 15,014.45 | 0.00 | 4.75 | 4.75 | | | |
| 03/15/24 | 03/15/24 | CHAIT 2023-A1 A DTD 09/15/2023 5.160% 09/15/2028 | 161571HT4 | 405,000.00 | 0.00 | 1,741.50 | 1,741.50 | | | |
| 03/15/24 | 03/15/24 | DCENT 2021-A1 A1 DTD 09/27/2021 0.580% 09/15/2026 | 254683CP8 | 195,000.00 | 0.00 | 94.25 | 94.25 | | | |



Managed Account Security Transactions & Interest

For the Month Ending **March 31, 2024**

CITY OF LAKE ELSINORE - LAKE ELSINORE - CITY FUNDS

| Transaction Type | | Security Description | CUSIP | Par | Principal Proceeds | Accrued Interest | Total | Realized G/L Cost | Realized G/L Amort Cost | Sale Method |
|------------------|----------|---|-----------|------------|-----------------------|---------------------|-----------|----------------------|----------------------------|----------------|
| Trade | Settle | | | | | | | | | |
| INTEREST | | | | | | | | | | |
| 03/15/24 | 03/15/24 | FORDO 2023-A A3 DTD 03/31/2023 4.650% 02/15/2028 | 344928AD8 | 130,000.00 | 0.00 | 503.75 | 503.75 | | | |
| 03/15/24 | 03/15/24 | HART 2021-C A3 DTD 11/17/2021 0.740% 05/15/2026 | 44935FAD6 | 46,680.68 | 0.00 | 28.79 | 28.79 | | | |
| 03/15/24 | 03/15/24 | COMET 2022-A3 A DTD 11/03/2022 4.950% 10/15/2027 | 14041NGB1 | 245,000.00 | 0.00 | 1,010.63 | 1,010.63 | | | |
| 03/15/24 | 03/15/24 | TAOT 2021-B A3 DTD 06/14/2021 0.260% 11/17/2025 | 89190GAC1 | 104,512.88 | 0.00 | 22.64 | 22.64 | | | |
| 03/15/24 | 03/15/24 | BACCT 2023-A1 A1 DTD 06/16/2023 4.790% 05/15/2028 | 05522RDG0 | 170,000.00 | 0.00 | 678.58 | 678.58 | | | |
| 03/15/24 | 03/15/24 | DCENT 2023-A1 A DTD 04/11/2023 4.310% 03/15/2028 | 254683CY9 | 320,000.00 | 0.00 | 1,149.33 | 1,149.33 | | | |
| 03/16/24 | 03/16/24 | GMCAR 2021-4 A3 DTD 10/21/2021 0.680% 09/16/2026 | 362554AC1 | 53,528.62 | 0.00 | 30.33 | 30.33 | | | |
| 03/16/24 | 03/16/24 | GMCAR 2022-4 A3 DTD 10/12/2022 4.820% 08/16/2027 | 36265OAD8 | 275,000.00 | 0.00 | 1,104.58 | 1,104.58 | | | |
| 03/18/24 | 03/18/24 | HAROT 2023-3 A3 DTD 08/22/2023 5.410% 02/18/2028 | 43815QAC1 | 320,000.00 | 0.00 | 1,442.67 | 1,442.67 | | | |
| 03/21/24 | 03/21/24 | HAROT 2023-4 A3 DTD 11/08/2023 5.670% 06/21/2028 | 438123AC5 | 85,000.00 | 0.00 | 401.63 | 401.63 | | | |
| 03/21/24 | 03/21/24 | HAROT 2021-4 A3 DTD 11/24/2021 0.880% 01/21/2026 | 43815GAC3 | 59,286.74 | 0.00 | 43.48 | 43.48 | | | |
| 03/23/24 | 03/23/24 | FREDDIE MAC NOTES DTD 09/25/2020 0.375% 09/23/2025 | 3137EAEX3 | 700,000.00 | 0.00 | 1,312.50 | 1,312.50 | | | |
| 03/29/24 | 03/29/24 | CITIBANK NA CORP NOTES (CALLABLE) DTD 09/29/2023 5.803% 09/29/2028 | 17325FBB3 | 750,000.00 | 0.00 | 21,761.25 | 21,761.25 | | | |

| | | | | | | | | | | |
|-----------------------------------|--|--|--|----------------------|-------------|-------------------|-------------------|--|--|--|
| Transaction Type Sub-Total | | | | 17,096,996.84 | 0.00 | 104,657.18 | 104,657.18 | | | |
|-----------------------------------|--|--|--|----------------------|-------------|-------------------|-------------------|--|--|--|

MATURITY

| | | | | | | | | | | |
|----------|----------|---|-----------|------------|------------|--------|------------|-------|------|--|
| 03/18/24 | 03/18/24 | CHARLES SCHWAB CORP NOTES (CALLABLE) DTD 03/18/2021 0.750% 03/18/2024 | 808513BN4 | 105,000.00 | 105,000.00 | 393.75 | 105,393.75 | 52.50 | 0.00 | |
|----------|----------|---|-----------|------------|------------|--------|------------|-------|------|--|

| | | | | | | | | | | |
|-----------------------------------|--|--|--|-------------------|-------------------|---------------|-------------------|--------------|-------------|--|
| Transaction Type Sub-Total | | | | 105,000.00 | 105,000.00 | 393.75 | 105,393.75 | 52.50 | 0.00 | |
|-----------------------------------|--|--|--|-------------------|-------------------|---------------|-------------------|--------------|-------------|--|



Managed Account Security Transactions & Interest

For the Month Ending **March 31, 2024**

CITY OF LAKE ELSINORE - LAKE ELSINORE - CITY FUNDS

| Transaction Type | | Security Description | CUSIP | Par | Principal | Accrued | Total | Realized G/L | Realized G/L | Sale |
|----------------------------|----------|---|-----------|------------|------------|----------|------------|--------------|--------------|------|
| Trade | Settle | | | | Proceeds | Interest | | Cost | Amort Cost | |
| PAYDOWNS | | | | | | | | | | |
| 03/01/24 | 03/25/24 | FHMS K061 A2 DTD 01/30/2017 3.347% 11/01/2026 | 3137BTUM1 | 807.82 | 807.82 | 0.00 | 807.82 | 24.87 | 0.00 | |
| 03/01/24 | 03/25/24 | FHMS KJ46 A1 DTD 07/01/2023 4.777% 06/01/2028 | 3137HAD45 | 327.51 | 327.51 | 0.00 | 327.51 | 0.01 | 0.00 | |
| 03/01/24 | 03/25/24 | FHMS KJ48 A1 DTD 12/01/2023 4.858% 05/01/2028 | 3137HBC69 | 760.56 | 760.56 | 0.00 | 760.56 | 0.01 | 0.00 | |
| 03/01/24 | 03/25/24 | FHMS K043 A2 DTD 03/01/2015 3.062% 12/01/2024 | 3137BGK24 | 457.36 | 457.36 | 0.00 | 457.36 | (22.65) | 0.00 | |
| 03/15/24 | 03/15/24 | NAROT 2021-A A3 DTD 06/23/2021 0.330% 10/15/2025 | 65480BAC1 | 12,041.14 | 12,041.14 | 0.00 | 12,041.14 | 0.21 | 0.00 | |
| 03/15/24 | 03/15/24 | CARMX 2021-2 A3 DTD 04/21/2021 0.520% 02/17/2026 | 14314QAC8 | 4,151.06 | 4,151.06 | 0.00 | 4,151.06 | 0.90 | 0.00 | |
| 03/15/24 | 03/15/24 | HART 2021-A A3 DTD 04/28/2021 0.380% 09/15/2025 | 44933LAC7 | 3,188.02 | 3,188.02 | 0.00 | 3,188.02 | 0.34 | 0.00 | |
| 03/15/24 | 03/15/24 | HART 2021-C A3 DTD 11/17/2021 0.740% 05/15/2026 | 44935FAD6 | 4,104.79 | 4,104.79 | 0.00 | 4,104.79 | 0.92 | 0.00 | |
| 03/15/24 | 03/15/24 | TAOT 2021-B A3 DTD 06/14/2021 0.260% 11/17/2025 | 89190GAC1 | 12,939.42 | 12,939.42 | 0.00 | 12,939.42 | 1.39 | 0.00 | |
| 03/16/24 | 03/16/24 | GMCAR 2021-4 A3 DTD 10/21/2021 0.680% 09/16/2026 | 362554AC1 | 3,870.49 | 3,870.49 | 0.00 | 3,870.49 | 0.10 | 0.00 | |
| 03/21/24 | 03/21/24 | HAROT 2021-4 A3 DTD 11/24/2021 0.880% 01/21/2026 | 43815GAC3 | 4,951.91 | 4,951.91 | 0.00 | 4,951.91 | 1.04 | 0.00 | |
| Transaction Type Sub-Total | | | | 47,600.08 | 47,600.08 | 0.00 | 47,600.08 | 7.14 | 0.00 | |
| SELL | | | | | | | | | | |
| 03/01/24 | 03/06/24 | US TREASURY NOTES DTD 04/30/2021 0.750% 04/30/2026 | 91282CBW0 | 475,000.00 | 438,985.35 | 1,242.96 | 440,228.31 | (24,436.52) | (30,243.96) | FIFO |
| 03/01/24 | 03/06/24 | AMERICAN HONDA FINANCE CORP NOTE DTD 06/27/2019 2.400% 06/27/2024 | 02665WCZ2 | 400,000.00 | 395,816.00 | 1,840.00 | 397,656.00 | (2,200.00) | (4,060.07) | FIFO |
| 03/01/24 | 03/06/24 | US TREASURY NOTES DTD 04/30/2021 0.750% 04/30/2026 | 91282CBW0 | 75,000.00 | 69,313.48 | 196.26 | 69,509.74 | (2,144.53) | (3,876.32) | FIFO |



Managed Account Security Transactions & Interest

For the Month Ending **March 31, 2024**

CITY OF LAKE ELSINORE - LAKE ELSINORE - CITY FUNDS

| Transaction Type | | | | | Principal | Accrued | | Realized G/L | Realized G/L | Sale |
|-----------------------------|----------|---|-----------|--------------|--------------|--------------|--------------|---------------|---------------|--------|
| Trade | Settle | Security Description | CUSIP | Par | Proceeds | Interest | Total | Cost | Amort Cost | Method |
| SELL | | | | | | | | | | |
| 03/01/24 | 03/06/24 | WALT DISNEY COMPANY/THE (CALLABLE) DTD 09/06/2019 1.750% 08/30/2024 | 254687FK7 | 400,000.00 | 392,604.00 | 155.56 | 392,759.56 | (5,764.00) | (7,237.28) | FIFO |
| 03/06/24 | 03/13/24 | US TREASURY NOTES DTD 07/31/2021 0.625% 07/31/2026 | 91282CCP4 | 250,000.00 | 228,750.00 | 180.29 | 228,930.29 | 2,500.00 | (7,902.13) | FIFO |
| 03/06/24 | 03/13/24 | US TREASURY NOTES DTD 07/31/2021 0.625% 07/31/2026 | 91282CCP4 | 575,000.00 | 526,125.00 | 414.66 | 526,539.66 | 2,852.54 | (19,189.67) | FIFO |
| Transaction Type Sub-Total | | | | 2,175,000.00 | 2,051,593.83 | 4,029.73 | 2,055,623.56 | (29,192.51) | (72,509.43) | |
| Managed Account Sub-Total | | | | | 93,642.05 | 108,200.23 | 201,842.28 | (29,132.87) | (72,509.43) | |
| Total Security Transactions | | | | | \$93,642.05 | \$108,200.23 | \$201,842.28 | (\$29,132.87) | (\$72,509.43) | |



Account Statement

For the Month Ending **March 31, 2024**

CITY OF LAKE ELSINORE - LAKE ELSINORE - CITY FUNDS

| Trade Date | Settlement Date | Transaction Description | Share or Unit Price | Dollar Amount of Transaction | Total Shares Owned |
|------------------------|-----------------|----------------------------------|---------------------|------------------------------|--------------------|
| CAMP Pool | | | | | |
| Opening Balance | | | | | 44,627.69 |
| 03/01/24 | 03/01/24 | Purchase - Interest 13063D3N6 | 1.00 | 4,846.00 | 49,473.69 |
| 03/04/24 | 03/04/24 | Purchase - Interest 025816CQ0 | 1.00 | 900.00 | 50,373.69 |
| 03/04/24 | 03/04/24 | Purchase - Interest 025816CS6 | 1.00 | 3,825.00 | 54,198.69 |
| 03/04/24 | 03/04/24 | Purchase - Interest 3130AK5E2 | 1.00 | 281.25 | 54,479.94 |
| 03/06/24 | 03/06/24 | Purchase - Principal 02665WCZ2 | 1.00 | 395,816.00 | 450,295.94 |
| 03/06/24 | 03/06/24 | Purchase - Interest 02665WCZ2 | 1.00 | 1,840.00 | 452,135.94 |
| 03/06/24 | 03/06/24 | Purchase - Principal 254687FK7 | 1.00 | 392,604.00 | 844,739.94 |
| 03/06/24 | 03/06/24 | Purchase - Interest 254687FK7 | 1.00 | 155.56 | 844,895.50 |
| 03/06/24 | 03/06/24 | Purchase - Principal 91282CBW0 | 1.00 | 508,298.83 | 1,353,194.33 |
| 03/06/24 | 03/06/24 | Purchase - Interest 91282CBW0 | 1.00 | 1,439.22 | 1,354,633.55 |
| 03/06/24 | 03/06/24 | Redemption - Interest 91282CGP0 | 1.00 | (880.43) | 1,353,753.12 |
| 03/06/24 | 03/06/24 | Redemption - Principal 91282CGP0 | 1.00 | (1,335,287.11) | 18,466.01 |
| 03/11/24 | 03/11/24 | Purchase - Interest 771196BT8 | 1.00 | 4,370.60 | 22,836.61 |
| 03/12/24 | 03/12/24 | Purchase - Interest 037833DB3 | 1.00 | 11,237.50 | 34,074.11 |
| 03/13/24 | 03/13/24 | Purchase - Principal 91282CCP4 | 1.00 | 754,875.00 | 788,949.11 |
| 03/13/24 | 03/13/24 | Purchase - Interest 91282CCP4 | 1.00 | 594.95 | 789,544.06 |
| 03/14/24 | 03/14/24 | Redemption - Principal 09290DAA9 | 1.00 | (725,355.25) | 64,188.81 |
| 03/14/24 | 03/14/24 | Redemption - Principal 09290DAA9 | 1.00 | (49,909.50) | 14,279.31 |
| 03/15/24 | 03/15/24 | Purchase - Interest 002824BM1 | 1.00 | 4,359.38 | 18,638.69 |
| 03/15/24 | 03/15/24 | Purchase - Interest 084664CZ2 | 1.00 | 5,462.50 | 24,101.19 |
| 03/15/24 | 03/15/24 | Purchase - Interest 650036DT0 | 1.00 | 1,413.75 | 25,514.94 |



Account Statement

For the Month Ending **March 31, 2024**

CITY OF LAKE ELSINORE - LAKE ELSINORE - CITY FUNDS

| Trade Date | Settlement Date | Transaction Description | Share or Unit Price | Dollar Amount of Transaction | Total Shares Owned |
|------------------|-----------------|--------------------------------|---------------------|------------------------------|--------------------|
| CAMP Pool | | | | | |
| 03/15/24 | 03/15/24 | Purchase - Interest 891940AC2 | 1.00 | 945.29 | 26,460.23 |
| 03/15/24 | 03/15/24 | Purchase - Interest 89190GAC1 | 1.00 | 22.64 | 26,482.87 |
| 03/15/24 | 03/15/24 | Purchase - Interest 65480JAC4 | 1.00 | 520.33 | 27,003.20 |
| 03/15/24 | 03/15/24 | Purchase - Interest 65480BAC1 | 1.00 | 29.36 | 27,032.56 |
| 03/15/24 | 03/15/24 | Purchase - Interest 44935FAD6 | 1.00 | 28.79 | 27,061.35 |
| 03/15/24 | 03/15/24 | Purchase - Interest 44933LAC7 | 1.00 | 4.75 | 27,066.10 |
| 03/15/24 | 03/15/24 | Purchase - Interest 41285JAD0 | 1.00 | 715.42 | 27,781.52 |
| 03/15/24 | 03/15/24 | Purchase - Interest 344928AD8 | 1.00 | 503.75 | 28,285.27 |
| 03/15/24 | 03/15/24 | Purchase - Interest 31680EAD3 | 1.00 | 1,612.92 | 29,898.19 |
| 03/15/24 | 03/15/24 | Purchase - Interest 254683CZ6 | 1.00 | 1,437.92 | 31,336.11 |
| 03/15/24 | 03/15/24 | Purchase - Interest 254683CY9 | 1.00 | 1,149.33 | 32,485.44 |
| 03/15/24 | 03/15/24 | Purchase - Interest 254683CP8 | 1.00 | 94.25 | 32,579.69 |
| 03/15/24 | 03/15/24 | Purchase - Interest 161571HT4 | 1.00 | 1,741.50 | 34,321.19 |
| 03/15/24 | 03/15/24 | Purchase - Interest 14318MAD1 | 1.00 | 694.75 | 35,015.94 |
| 03/15/24 | 03/15/24 | Purchase - Interest 14314QAC8 | 1.00 | 15.25 | 35,031.19 |
| 03/15/24 | 03/15/24 | Purchase - Interest 14041NGD7 | 1.00 | 1,804.83 | 36,836.02 |
| 03/15/24 | 03/15/24 | Purchase - Interest 14041NGB1 | 1.00 | 1,010.63 | 37,846.65 |
| 03/15/24 | 03/15/24 | Purchase - Interest 05522RDH8 | 1.00 | 747.00 | 38,593.65 |
| 03/15/24 | 03/15/24 | Purchase - Interest 05522RDG0 | 1.00 | 678.58 | 39,272.23 |
| 03/15/24 | 03/15/24 | Purchase - Interest 02582JKD1 | 1.00 | 1,786.92 | 41,059.15 |
| 03/15/24 | 03/15/24 | Purchase - Interest 02582JJZ4 | 1.00 | 771.08 | 41,830.23 |
| 03/15/24 | 03/15/24 | Purchase - Principal 14314QAC8 | 1.00 | 4,151.06 | 45,981.29 |



Account Statement

For the Month Ending **March 31, 2024**

CITY OF LAKE ELSINORE - LAKE ELSINORE - CITY FUNDS

| Trade Date | Settlement Date | Transaction Description | Share or Unit Price | Dollar Amount of Transaction | Total Shares Owned |
|------------------|-----------------|--------------------------------|---------------------|------------------------------|--------------------|
| CAMP Pool | | | | | |
| 03/15/24 | 03/15/24 | Purchase - Principal 44935FAD6 | 1.00 | 4,104.79 | 50,086.08 |
| 03/15/24 | 03/15/24 | Purchase - Principal 44933LAC7 | 1.00 | 3,188.02 | 53,274.10 |
| 03/15/24 | 03/15/24 | Purchase - Principal 89190GAC1 | 1.00 | 12,939.42 | 66,213.52 |
| 03/15/24 | 03/15/24 | Purchase - Principal 65480BAC1 | 1.00 | 12,041.14 | 78,254.66 |
| 03/18/24 | 03/18/24 | Purchase - Interest 362554AC1 | 1.00 | 30.33 | 78,284.99 |
| 03/18/24 | 03/18/24 | Purchase - Interest 36265QAD8 | 1.00 | 1,104.58 | 79,389.57 |
| 03/18/24 | 03/18/24 | Purchase - Interest 43815QAC1 | 1.00 | 1,442.67 | 80,832.24 |
| 03/18/24 | 03/18/24 | Purchase - Principal 808513BN4 | 1.00 | 105,393.75 | 186,225.99 |
| 03/18/24 | 03/18/24 | Purchase - Principal 362554AC1 | 1.00 | 3,870.49 | 190,096.48 |
| 03/21/24 | 03/21/24 | Purchase - Interest 438123AC5 | 1.00 | 401.63 | 190,498.11 |
| 03/21/24 | 03/21/24 | Purchase - Interest 43815GAC3 | 1.00 | 43.48 | 190,541.59 |
| 03/21/24 | 03/21/24 | Purchase - Principal 43815GAC3 | 1.00 | 4,951.91 | 195,493.50 |
| 03/25/24 | 03/25/24 | Purchase - Interest 3137EAEX3 | 1.00 | 1,312.50 | 196,806.00 |
| 03/25/24 | 03/25/24 | Purchase - Interest 3136BQDE6 | 1.00 | 1,920.42 | 198,726.42 |
| 03/25/24 | 03/25/24 | Purchase - Interest 3137BGK24 | 1.00 | 626.66 | 199,353.08 |
| 03/25/24 | 03/25/24 | Purchase - Interest 3137BNGT5 | 1.00 | 629.06 | 199,982.14 |
| 03/25/24 | 03/25/24 | Purchase - Interest 3137BSP72 | 1.00 | 1,215.96 | 201,198.10 |
| 03/25/24 | 03/25/24 | Purchase - Interest 3137BTUM1 | 1.00 | 1,054.32 | 202,252.42 |
| 03/25/24 | 03/25/24 | Purchase - Interest 3137BXQY1 | 1.00 | 1,477.67 | 203,730.09 |
| 03/25/24 | 03/25/24 | Purchase - Interest 3137F1G44 | 1.00 | 1,486.38 | 205,216.47 |
| 03/25/24 | 03/25/24 | Purchase - Interest 3137HACX2 | 1.00 | 2,208.71 | 207,425.18 |
| 03/25/24 | 03/25/24 | Purchase - Interest 3137HAD45 | 1.00 | 1,745.05 | 209,170.23 |



Account Statement

For the Month Ending **March 31, 2024**

CITY OF LAKE ELSINORE - LAKE ELSINORE - CITY FUNDS

| Trade Date | Settlement Date | Transaction Description | Share or Unit Price | Dollar Amount of Transaction | Total Shares Owned |
|------------------|-----------------|---|---------------------|------------------------------|--------------------|
| CAMP Pool | | | | | |
| 03/25/24 | 03/25/24 | Purchase - Interest 3137HAMH6 | 1.00 | 3,100.00 | 212,270.23 |
| 03/25/24 | 03/25/24 | Purchase - Interest 3137HAMS2 | 1.00 | 2,000.00 | 214,270.23 |
| 03/25/24 | 03/25/24 | Purchase - Interest 3137HAQ74 | 1.00 | 1,975.00 | 216,245.23 |
| 03/25/24 | 03/25/24 | Purchase - Interest 3137HAST4 | 1.00 | 1,515.63 | 217,760.86 |
| 03/25/24 | 03/25/24 | Purchase - Interest 3137HB3D4 | 1.00 | 760.35 | 218,521.21 |
| 03/25/24 | 03/25/24 | Purchase - Interest 3137HB3G7 | 1.00 | 1,113.75 | 219,634.96 |
| 03/25/24 | 03/25/24 | Purchase - Interest 3137HBC69 | 1.00 | 1,615.61 | 221,250.57 |
| 03/25/24 | 03/25/24 | Purchase - Interest 3137HBLV4 | 1.00 | 1,104.90 | 222,355.47 |
| 03/25/24 | 03/25/24 | Purchase - Principal 3137HBC69 | 1.00 | 760.56 | 223,116.03 |
| 03/25/24 | 03/25/24 | Purchase - Principal 3137HAD45 | 1.00 | 327.51 | 223,443.54 |
| 03/25/24 | 03/25/24 | Purchase - Principal 3137BTUM1 | 1.00 | 807.82 | 224,251.36 |
| 03/25/24 | 03/25/24 | Purchase - Principal 3137BGK24 | 1.00 | 457.36 | 224,708.72 |
| 03/26/24 | 03/26/24 | IP Fees February 2024 | 1.00 | (3,743.17) | 220,965.55 |
| 03/26/24 | 03/26/24 | U.S. Bank Fees January 2024 | 1.00 | (214.69) | 220,750.86 |
| 03/28/24 | 04/01/24 | Accrual Income Div Reinvestment - Distributions | 1.00 | 651.71 | 221,402.57 |



Account Statement

For the Month Ending **March 31, 2024**

CITY OF LAKE ELSINORE - LAKE ELSINORE - CITY FUNDS

| Trade Date | Settlement Date | Transaction Description | Share or Unit Price | Dollar Amount of Transaction | Total Shares Owned |
|----------------------------|-----------------|-------------------------|--------------------------|------------------------------|--------------------|
| Closing Balance | | | | | 221,402.57 |
| | | Month of March | Fiscal YTD January-March | | |
| Opening Balance | | 44,627.69 | 116,772.96 | Closing Balance | 221,402.57 |
| Purchases | | 2,292,165.03 | 5,068,989.68 | Average Monthly Balance | 140,299.78 |
| Redemptions (Excl. Checks) | | (2,115,390.15) | (4,964,360.07) | Monthly Distribution Yield | 5.48% |
| Check Disbursements | | 0.00 | 0.00 | | |
| Closing Balance | | 221,402.57 | 221,402.57 | | |
| Cash Dividends and Income | | 651.71 | 1,666.05 | | |